

TM 9-2320-312-24P

TECHNICAL MANUAL

**UNIT and DIRECT SUPPORT MAINTENANCE
REPAIR PARTS AND SPECIAL TOOLS LISTS (RPSTL)
ALSO INCLUDES SUSTAINMENT MAINTENANCE
(General Support and Depot Maintenance)**

FOR

**TRUCK, TRACTOR, YARD TYPE:
46,662 GVWR, DED, 4 X 2, M878A2
(NSN 2320-01-452-5579)**



SUPERSEDURE NOTICE - This manual supersedes TM 9-2320-312-24P, dated 17 December 2003.

DISTRIBUTION STATEMENT A - Approved for public release; distribution is unlimited.

HEADQUARTERS, DEPARTMENT OF THE ARMY

SEPTEMBER 2005

LIST OF EFFECTIVE PAGES

Dates of issue for original and change pages are:

Original. September 2005

TOTAL NUMBER OF PAGES IN THIS PUBLICATION IS 466 CONSISTING OF THE FOLLOWING:

Page No.	*Change No.
Cover (Back Blank)	0
A (B Blank)	0
i thru vi	0
0001 00-1 thru 0001 00-7	0
Figure 1 thru Bulk	0
I-1 thru I-53	0
Authentication Page	0
Sample DA Form 2028-2	0
DA Form 2028-2	0
Back Cover	0

* Zero in this column indicates an original page or work package.

**UNIT and DIRECT SUPPORT MAINTENANCE
REPAIR PARTS AND SPECIAL TOOLS LISTS (RPSTL)
ALSO INCLUDES SUSTAINMENT MAINTENANCE
(General Support and Depot Maintenance)**

FOR

**TRUCK, TRACTOR, YARD TYPE:
46,662 GVWR, DED, 4X2, M878A2
NSN 2320-01-452-5579**

Current as of May 13, 2005

REPORTING ERRORS AND RECOMMENDING IMPROVEMENTS

You can help improve this publication. If you find any mistakes or if you know of a way to improve the procedures, please let us know. Submit your DA Form 2028 (*Recommended Changes to Equipment Technical Publications*), through the Internet, on the Army Electronic Product Support (AEPS) website. The Internet address is <https://aeeps.ria.army.mil/>. The DA Form 2028 is located under the Public Applications section in the AEPS Public Home Page. Fill out the form and click on SUBMIT. Using this form on the AEPS will enable us to respond quicker to your comments and better manage the DA Form 2028 program. You may also mail, fax or e-mail your letter or DA Form 2028 direct to: AMSTA-LC-LMIT/TECH PUBS, TACOM-RI, 1 Rock Island Arsenal, Rock Island, IL 61299-7630. The e-mail address is: TACOM-TECH-PUBS@ria.army.mil. The fax number is DSN 793-0726 or Commercial (309) 782-0726.

SUPERSEDURE NOTICE - This manual supersedes TM 9-2320-312-24P, dated 17 December 2003.

DISTRIBUTION STATEMENT A - Approved for public release; distribution is unlimited.

TABLE OF CONTENTS

	Illus/ Fig	Page
WP 0001 00 Introduction.....	0001	00-1
WP 0002 00 Repair Parts Lists.....	Figure 1	
GROUP 020 ENGINE		

NOTE

For engine component parts refer to The Caterpillar Engine Component Manual provided at Appendix A. The component manual table of contents (TOC) has been provided as part of this TOC to assist in locating engine parts.

020- ENGINE ASSEMBLY.....		1-1
ENGINE AND TRANSMISSION MOUNTING.....	1	1-1
AIR CLEANER ASSEMBLY AND RELATED PARTS.....	2	2-1
FAN CLUTCH ASSEMBLY.....	3	3-1
THROTTLE POSITION SENSOR ASSEMBLY.....	4	4-1
CHARGE AIR COOLER LINES AND FITTINGS.....	5	5-1
ENGINE DRESSING.....	6	6-1

TABLE OF CONTENTS (Con't)

	Illus/ Fig	Page
GROUP 040 FUEL SYSTEM		
040- FUEL.....		1-1
FUEL TANK AND MOUNTING HARDWARE	1	1-1
FUEL/WATER SEPARATOR ASSEMBLY, PRIMARY FUEL FILTER	2	2-1
GROUP 050 EXHAUST		
050- EXHAUST.....		1-1
EXHAUST ASSEMBLY AND MOUNTING HARDWARE	1	1-1
EXHAUST ASSEMBLY	2	2-1
GROUP 060 COOLING		
060- COOLING		1-1
COOLING ASSEMBLY	1	1-1
CHARGE AIR COOLER AND MOUNTING HARDWARE	2	2-1
HEAT SHIELDS AND MOUNTING HARDWARE.....	3	3-1
COOLANT FILTER AND MOUNTING HARDWARE	4	4-1
GROUP 070 TRANSMISSION		
070- TRANSMISSION		1-1
TRANSMISSION AND ENGINE ADAPTATION	1	1-1
TRANSMISSION ASSEMBLY AND CONTROLS.....	2	2-1
TRANSMISSION OIL COOLER LINES AND FITTINGS	3	3-1
FILL TUBE	4	4-1
TRANSMISSION AND FIFTH WHEEL SHIFTER CONTROLS.....	5	5-1
MAIN HOUSING	6	6-1
MAIN SHAFT	7	7-1
FLANGE	8	8-1
FRONT SUPPORT AND OIL PUMP	9	9-1
P1 PLANETARY	10	10-1
P2 PLANETARY	11	11-1
CONTROL VALVE.....	12	12-1
OIL COOLER.....	13	13-1
TORQUE CONVERTER.....	14	14-1
ROTATING CLUTCH.....	15	15-1
CONVERTER HOUSING	16	16-1
P3 PLANETARY AND REAR COVER/RETARDER.....	17	17-1
WIRING HARNESS BRACKET	18	18-1
GROUP 080 FRONT AXLE		
080- FRONT AXLE		
FRONT AXLE ASSEMBLY	1	1-1
STEERING AXLE ASSEMBLY.....	2	2-1
HUB AND DRUM ASSEMBLY	3	3-1
BRAKE ASSEMBLY	4	4-1
FRONT SUSPENSION.....	5	5-1
GROUP 090 REAR AXLE		
090- REAR AXLE		
REAR AXLE ASSEMBLY AND MOUNTING HARDWARE	1	1-1
REAR AXLE ASSEMBLY	2	2-1
REAR DIFFERENTIAL	3	3-1

TABLE OF CONTENTS (Con't)

	Illus/ Fig	Page
GROUP 110 STEERING		
110- STEERING		
POWER STEERING ASSEMBLY AND MOUNTING HARDWARE	1	1-1
POWER STEERING GEAR ASSEMBLY	2	2-1
UPPER COLUMN ASSEMBLY	3	3-1
HYDRAULIC LINES AND FITTINGS.....	4	4-1
GROUP 115 FRAME		
115- FRAME		
FRAME ASSEMBLY AND RELATED PARTS.....	1	1-1
STEP ASSEMBLY AND MOUNTING HARDWARE	2	2-1
GROUP 120 PROPSHAFT		
120- PROPSHAFT		
PROPSHAFT ASSEMBLY AND MOUNTING HARDWARE	1	1-1
PROPSHAFT ASSEMBLY	2	2-1
GROUP 140 CAB AND SHEET METAL		
140- CAB AND SHEET METAL		
CAB ASSEMBLY	1	1-1
CAB, HOOD, DOORS, AND PLATFORM	2	2-1
HOOD ASSEMBLY	3	3-1
DOOR ASSEMBLY.....	4	4-1
REAR DOOR ASSEMBLY.....	5	5-1
REAR MUDFLAP AND FENDER	6	6-1
FRONT MUDFLAPS.....	7	7-1
STEP ASSEMBLY, OIL RESERVOIR	8	8-1
MIRROR ASSEMBLY	9	9-1
SEAT BELT ASSEMBLY AND SEAT MOUNTING HARDWARE.....	10	10-1
SEAT ASSEMBLY	11	11-1
HEATER/AC ASSEMBLY	12	12-1
AC SYSTEM COMPONENTS	13	13-1
AC CONDENSER	14	14-1
AC COMPRESSOR AND MOUNTING HARDWARE.....	15	15-1
ARCTIC HEATER KIT	16	16-1
COLD START KIT	17	17-1
WINDSHIELD WASHER ASSEMBLY	18	18-1
WINDSHIELD WIPER ASSEMBLY	19	19-1
GROUP 150 AIR PIPING		
150- AIR PIPING		
AIR PIPING DRAIN VALVES	1	1-1
FRONT GLADHANDS AND RELATED PARTS.....	2	2-1
FRAME AIR PIPING	3	3-1
AIR RESERVOIR MOUNTING HARDWARE	4	4-1
CAB AIR PIPING SPLIT BRAKE SYSTEM	5	5-1
GOVERNOR AND AIR PIPING	6	6-1
GLADHAND AND INTERVEHICULAR CABLE HANGERS	7	7-1

TABLE OF CONTENTS (Con't)

	Illus/ Fig	Page
GROUP 160 MISCELLANEOUS		
160- MISCELLANEOUS		
ETHER START KIT	1	1-1
DATA PLATES AND LABELS	2	2-1
COOLANT RECOVERY	3	3-1
STOWAGE COMPARTMENT	4	4-1
ADD-ON BRAKE PEDAL WITH INTERCONNECTING ARM.....	5	5-1
FIFTH WHEEL ASSEMBLY MOUNTING	6	6-1
FIFTH WHEEL ASSEMBLY	7	7-1
M16 AND FIRE EXTINGUISHER MOUNTING.....	8	8-1
PINTLE ASSEMBLY	9	9-1
BACK-UP ALARM	10	10-1
WHEEL AND TIRE	11	11-1
LOAD SENSING GAUGE, LINES, AND FITTINGS.....	12	12-1
AIR CLEANER RESTRICTION INDICATOR AND RELATED PARTS.....	13	13-1
SUN VISOR ASSEMBLY.....	14	14-1
GROUP 170 ELECTRICAL		
170- ELECTRICAL		
CONVERTER MODULE	1	1-1
ALTERNATOR ASSEMBLY	2	2-1
ALTERNATOR MOUNTING HARDWARE	3	3-1
BATTERY BOX ASSEMBLY	4	4-1
FLOOD LIGHTS AND WARNING LIGHT	5	5-1
HORN ASSEMBLY AND MOUNTING HARDWARE.....	6	6-1
DASHBOARD	7	7-1
CAB TILT PUMP WIRING	8	8-1
STARTER ASSEMBLY AND MOUNTING HARDWARE.....	9	9-1
ELECTRICAL HARNESS MOUNTING HARDWARE.....	10	10-1
CROSSMEMBER ELECTRICAL COMPONENTS	11	11-1
TRAILER CONNECTION AND CAPACITOR HARNESSES.....	12	12-1
NATO SLAVE AND BATTERY CABLE ROUTING.....	13	13-1
ENGINE AND CHASSIS HARNESSES, VARIOUS LIGHTS	14	14-1
CAB LIGHT HARNESSES, DOME LIGHT, AND MARKER CLEARANCE LIGHTS ..	15	15-1
POWER FEED HARNESS AND GROUND STRAP.....	16	16-1
ECM HARNESS, HEADLIGHT, AND TURN INDICATOR LIGHT	17	17-1
GROUP 180 P.T.O		
180 P.T.O		
POWER TAKE-OFF (PTO) AND FIFTH WHEEL LIFT HYDRAULIC PUMP.....	1	1-1
GROUP 190 PIPING		
190- PIPING		
AIR DRYER ASSEMBLY AND MOUNTING HARDWARE.....	1	1-1
CAB TILT CYLINDER AND RELATED PARTS.....	2	2-1
HYDRAULIC RESERVOIR, LINES, AND FITTINGS.....	3	3-1
OIL SAMPLING VALVES AND RELATED PARTS	4	4-1
CAB TILT PUMP ASSEMBLY AND MOUNTING HARDWARE	5	5-1

TABLE OF CONTENTS (Con't)

	Illus/ Fig	Page
GROUP 9401 REPAIR KITS		
9401- REPAIR KITS		
KITS.....	KITS	KITS-1
GROUP 9501 GENERAL USE STANDARDIZATION PART		
9501- HARDWARE SUPPLIES AND BULK MATERIAL, COMMON		
BULK	BULK	BULK-1
APPENDIX A		
ENGINE ASSEMBLY		
GENERAL INFORMATION		A2
REPAIR ALTERNATIVES		A4
SUPPLEMENTAL COOLANT ADDITIVES.....		A5
MAINTENANCE PARTS.....		A6
INDEX.....		A7
ENGINE ARRANGEMENT		1
ENGINE AR-COMPLETE.....		1
ENGINE AR-CORE		2
BASIC ENGINE		3
AIR COMPRESSOR GP		3
BELT TIGHTENER GP		5
CAMSHAFT GP		6
COVER GP-CYLINDER BLOCK.....		8
COVER GP-FRONT HOUSING		10
COVER GP-VALVE MECHANISM.....		11
CRANKSHAFT GP.....		12
CYLINDER BLOCK GP		13
CYLINDER HEAD AS		16
CYLINDER HEAD GP		20
DAMPER GP.....		28
FASTENER GP-FLYWHEEL		29
FASTENER GP-FRONT COVER.....		30
GEAR GP-FRONT		32
HOUSING GP-FLYWHEEL.....		34
HOUSING GP-FRONT.....		35
IDLER GP.....		36
LIFTER GP-VALVE		37
LIFTING GP-ENGINE		38
LINES GP-AIR COMPRESSOR.....		39
MOUNTING GP-FAN DRIVE		40
PAN GP-OIL.....		41
PISTON & ROD GP		43
PLUG GP-CYLINDER BLOCK.....		44
PULLEY GP		46
PULLEY GR-CRANKSHAFT.....		48
SEAL GP-CRANKSHAFT		49
SUPPORT GP-ENGINE.....		50
VALVE MECHANISM GP.....		51
LUBRICATION SYSTEM.....		54
BREATHER GP.....		54
FILLER GP-ENGINE OIL		55
FILTER GP-ENGINE OIL.....		56
FUMES DISPOSAL GP.....		57
GAUGE GP-OIL LEVEL (DIPSTICK).....		58

TABLE OF CONTENTS (Con't)

	Illus/ Fig	Page
ENGINE ASSEMBLY - CONTINUED		
LINES GP-ENGINE OIL		59
LINES GP-TURBOCHARGER OIL		60
PUMP GP-ENGINE OIL		61
COOLING SYSTEM		63
COOLER GP-ENGINE OIL		63
ELBOW GP-WATER		64
LINES GP-WATER		66
PUMP GP-WATER		68
AIR INLET AND EXHAUST SYSTEM		69
COVER GP-AIR INLET		69
ELBOW GP-AIR INLET		70
FASTENER GP-INLET MANIFOLD		71
LINES GP-AIR		72
MANIFOLD GP-EXHAUST		73
TURBOCHARGER GP		74
FUEL SYSTEM		78
LINES GP-FUEL		78
PUMP & MTG GP-UNIT INJ HYD		80
PUMP GP-FUEL INJECTION		82
PUMP GP-FUEL PRIMING		83
PUMP GP-FUEL TRANSFER		84
PUMP GP-UNIT INJECTOR HYD		85
SEAL GP-FUEL INJECTOR		86
ELECTRICAL AND STARTING SYSTEM		87
CONTROL & MTG GP-ENGINE ELEK		87
CONTROL GP-ELECTRONIC		88
FASTENER GP-GROUND STUD		90
HEATER GP-AIR INLET		91
MOUNTING GP-SOLENOID		92
SENSOR GP-ENGINE		94
SENSOR GP-PRESSURE		96
SENSOR GP-SPEED		100
VALVE GP-SOLENOID		102
WIRING GP-ELECTRONIC CONTROL		104
PART NUMBER INDEX		B1
WP 0003 00 N/A		
WP 0004 00 Part Number Cross-Reference Index		I-1

FIELD MAINTENANCE (UNIT AND DIRECT SUPPORT MAINTENANCE) REPAIR PARTS AND SPECIAL TOOLS LISTS (RPSTL) INCLUDING (SUSTAINMENT MAINTENANCE REPAIR PARTS) INTRODUCTION

0001 00

SCOPE

This RPSTL lists and authorizes spares and repair parts; special tools; special test, measurement, and diagnostic equipment (TMDE); and other special support equipment required for performance of Field and Sustainment level maintenance of the Truck, Tractor, Yard Type, M878A2 model. It authorizes the requisitioning, issue, and disposition of spares, repair parts, and special tools as indicated by the source, maintenance, and recoverability (SMR) codes.

GENERAL

In addition to the Introduction work package, this RPSTL is divided into the following work packages:

- a. **Repair Parts Lists Work Package.** Work package containing lists of spares and repair parts authorized by this RPSTL for use in the performance of maintenance. This work package also includes parts which must be removed for replacement of the authorized parts. Parts lists are composed of functional groups in ascending alphanumeric sequence, with the parts in each group listed in ascending figure and item number sequence. Sending units, brackets, filters, and bolts are listed with the component they mount on. Bulk materials are listed by item name in FIG. BULK at the end of the work package. Repair parts kits are listed separately in their own functional group. Items listed are shown on the associated illustrations.
- b. **Cross-Reference Indexes Work Package.** There is one cross-reference index in this RPSTL: Part Number Index.

EXPLANATION OF COLUMNS IN THE REPAIR PARTS LISTS AND SPECIAL TOOLS LIST WORK PACKAGES

- a. **Item No. (Column 1).** Indicates the number used to identify items called out in the illustration.
- b. **SMR Code (Column 2).** The SMR code containing supply/requisitioning information, maintenance level authorization criteria, and disposition instruction, as shown in the following breakout:

SOURCE CODE	MAINTENANCE CODE		RECOVERABILITY CODE
XXxxx	xxXXx		xxxxX
1st two positions	3rd position	4th position	5th position
How you get an item.	Who can install, replace or use the item.	Who can do complete repair* on the item.	Who determines disposition action on an unserviceable item.

* *Complete Repair:* Maintenance capacity, capability, and authority to perform all corrective maintenance tasks of the "Repair" function in a use/user environment in order to restore serviceability to a failed item.

FIELD MAINTENANCE (UNIT AND DIRECT SUPPORT MAINTENANCE) REPAIR PARTS AND SPECIAL TOOLS LISTS (RPSTL) INCLUDING (SUSTAINMENT MAINTENANCE REPAIR PARTS) INTRODUCTION - CONTINUED

0001 00

EXPLANATION OF COLUMNS IN THE REPAIR PARTS LISTS AND SPECIAL TOOLS LIST WORK PACKAGES - CONTINUED

- (1) **Source Code.** The source code tells you how to get an item needed for maintenance, repair, or overhaul of an end item/equipment. Explanations of source codes follow:

<u>Code</u>	<u>Application/Explanation</u>
PA PB PC PD PE PF PG	<p>Stocked items; use the applicable NSN to request/requisition items with these source codes. They are authorized to the maintenance category indicated by the code entered in the third position of the SMR code.</p> <p style="text-align: center;"><i>Items coded PC are subject to deterioration.</i></p> <p>.....</p>
KD KF KB	<p>Items with these codes are not to be requested/requisitioned individually. They are part of a kit which is authorized to the maintenance level indicated in the third position of the SMR code. The complete kit must be requisitioned and applied.</p> <p>.....</p>
MO - Made at Unit/ AVUM level MF - Made at DS/AVIM Level MH - Made at GS Level ML - Made at SRA MD - Made at Depot	<p>Items with these codes are not to be requested/requisitioned individually. They must be made from bulk materiel which is identified by the part number in the DESCRIPTION AND USABLE ON CODE (UOC) column and listed in the bulk materiel group work package of the RPSTL. If the item is authorized to you by the third position of the SMR code, but the source code indicates it is made at a higher level, order the item from the higher level of maintenance.</p> <p>.....</p>
AO-Assembled by Unit/ AVUM level AF-Assembled by DS/ AVIM level AH-Assembled by GS level AL-Assembled by SRA AD-Assembled by Depot	<p>Items with these codes are not to be requested/requisitioned individually. The parts that make up the assembled item must be requisitioned or fabricated and assembled at the level of maintenance indicated by the source code. If the third position of the SMR code authorizes you to replace the item, but the source code indicates the item is assembled at a higher level, order the item from the higher level of maintenance.</p>
XA	Do not requisition an "XA" coded item. Order the next higher assembly. (Refer to NOTE below).
XB	If an item is not available from salvage, order it using the CAGEC and P/N.
XC	Installation drawings, diagrams, instruction sheets, field service drawings; identified by manufacturer's P/N.
XD	Item is not stocked. Order an XD-coded item through normal supply channels using the CAGEC and P/N given, if no NSN is available.

NOTE

Cannibalization of controlled exchange, when authorized, may be used as a source of supply for items with the above source codes, except for those source coded "XA" or those aircraft support items restricted by requirements of AR 750-1.

FIELD MAINTENANCE (UNIT AND DIRECT SUPPORT MAINTENANCE) REPAIR PARTS AND SPECIAL TOOLS LISTS (RPSTL) INCLUDING (SUSTAINMENT MAINTENANCE REPAIR PARTS) INTRODUCTION - CONTINUED

0001 00

EXPLANATION OF COLUMNS IN THE REPAIR PARTS LISTS AND SPECIAL TOOLS LIST WORK PACKAGES - CONTINUED

- (2) **Maintenance Code.** Maintenance codes tell you the level(s) of maintenance authorized to use and repair support items. The maintenance codes are entered in the third and fourth positions of the SMR code as follows:
 - (a) Third Position. The maintenance code entered in the third position tells you the lowest maintenance level authorized to remove, replace, and use an item. The maintenance code entered in the third position will indicate authorization to one of the following levels of maintenance:

<u>Code</u>	<u>Application/Explanation</u>
C.	Crew or Operator maintenance done within Field/AVUM maintenance.
O	Unit Level/AVUM maintenance can remove, replace, and use the item.
F.	Direct Support/AVIM maintenance can remove, replace, and use the item.
H	General Support maintenance can remove, replace, and use the item.
L	Specialized Repair Activity (SRA) can remove, replace, and use the item.
D	Depot Maintenance can remove, replace, and use the item.

- (b) Fourth Position. The maintenance code entered in the fourth position tells you whether or not the item is to be repaired and identifies the lowest maintenance level with the capability to do complete repair (perform all authorized repair functions).

NOTE

Some limited repair may be done on the item at a lower level of maintenance, if authorized by the Maintenance Allocation Chart (MAC) and SMR codes.

<u>Code</u>	<u>Application/Explanation</u>
O	Unit/AVUM is the lowest level that can do complete repair of the item.
F.	Direct Support/AVIM is the lowest level that can do complete repair of the item.
H	General Support is the lowest level that can do complete repair of the item.
L.	Specialized Repair Activity (SRA) is the lowest level that can do complete repair of the item.
D	Depot is the lowest level that can do complete repair of the item.
Z.	Nonreparable. No repair is authorized.
B.	No repair is authorized. No parts or special tools are authorized for the maintenance of a "B"-coded item. However, the item may be reconditioned by adjusting, lubricating, etc., at the user level.

FIELD MAINTENANCE (UNIT AND DIRECT SUPPORT MAINTENANCE) REPAIR PARTS AND SPECIAL TOOLS LISTS (RPSTL) INCLUDING (SUSTAINMENT MAINTENANCE REPAIR PARTS) INTRODUCTION - CONTINUED

0001 00

EXPLANATION OF COLUMNS IN THE REPAIR PARTS LISTS AND SPECIAL TOOLS LIST WORK PACKAGES - CONTINUED

- (3) **Recoverability Code.** Recoverability codes are assigned to items to indicate the disposition action on unserviceable items. The recoverability code is entered in the fifth position of the SMR code as follows:

<u>Code</u>	<u>Application/Explanation</u>
Z.	Nonreparable item. When unserviceable, condemn and dispose of the item at the level of maintenance shown in the third position of the SMR code.
O	Reparable item. When uneconomically repairable, condemn and dispose of the item at the Unit level maintenance.
F.	Reparable item. When uneconomically repairable, condemn and dispose of the item at Direct Support level.
H	Reparable item. When uneconomically repairable, condemn and dispose of the item at General Support level.
D	Reparable item. When beyond lower level repair capability, return to depot. Condemnation and disposal of item are not authorized below depot level.
L.	Reparable item. Condemnation and disposal of item not authorized below Specialized Repair Activity (SRA).
A	Item requires special handling or condemnation procedures because of specific reasons (e.g., precious metal content, high dollar value, critical material, or hazardous material). Refer to appropriate manuals/directives for specific instructions.

- c. **NSN - (Column 3).** The NSN for the item is listed in this column.
- d. **CAGEC (Column 4).** The Commercial and Government Entity Code (CAGEC) is a five-digit code which is used to identify the manufacturer, distributor, or Government agency/activity that supplies the item.
- e. **PART NUMBER (Column 5).** Indicates the primary number used by the manufacturer (individual, company, firm, corporation, or Government activity), which controls the design and characteristics of the item by means of its engineering drawings, specifications, standards, and inspection requirements to identify an item or range of items.

NOTE

When you use an NSN to requisition an item, the item you receive may have a different part number from the part ordered.

- f. **DESCRIPTION AND USABLE ON CODE (UOC) (Column 6).** This column includes the following information:
 - (1) The Federal item name and, when required, a minimum description to identify the item.
 - (2) P/Ns of bulk materials are referenced in this column in the line entry to be manufactured or fabricated.
 - (3) Hardness Critical Item (HCI). A support item that provides the equipment with special protection from electromagnetic pulse (EMP) damage during a nuclear attack.
 - (4) The statement END OF FIGURE appears just below the last item description in column (6) for a given figure in both the repair parts list and special tools list work packages.

FIELD MAINTENANCE (UNIT AND DIRECT SUPPORT MAINTENANCE) REPAIR PARTS AND SPECIAL TOOLS LISTS (RPSTL) INCLUDING (SUSTAINMENT MAINTENANCE REPAIR PARTS) INTRODUCTION - CONTINUED

0001 00

EXPLANATION OF COLUMNS IN THE REPAIR PARTS LISTS AND SPECIAL TOOLS LIST WORK PACKAGES - CONTINUED

- g. **QTY (Column 7).** The QTY (quantity per figure) column indicates the quantity of the item used in the breakout shown on the illustration/figure, which is prepared for a functional group, subfunctional group, group or an assembly. A “V” appearing in this column in lieu of a quantity indicates that the quantity is variable and the quantity may vary from application to application.

EXPLANATION OF CROSS-REFERENCE INDEXES WORK PACKAGE FORMAT AND COLUMNS

Part Number (P/N) Index Work Package. Part numbers in this index are listed in ascending alphanumeric sequence (i.e., vertical arrangement of letter and number combination which places the first letter or digit of each group in order A through Z, followed by the numbers 0 through 9 and each following letter or digit in like order).

- (1) **PART NUMBER Column.** Indicates the P/N assigned to the item.
- (2) **FIG. Column.** This column lists the number of the figure where the item is identified/located in the repair parts list and special tools list work packages.
- (3) **ITEM Column.** The item number is the number assigned to the item as it appears in the figure referenced in the adjacent figure number column.

SPECIAL INFORMATION

- a. **Usable On Code (UOC).** The UOC appears in the lower left corner of the DESCRIPTION column heading. Usable on codes are shown as “UOC:” in the Description Column (justified left) on the first line under the applicable item/nomenclature. Uncoded items are applicable to all models. Identification of the UOC’s used in the RPSTL are:

<u>Code</u>	<u>Used On</u>
NA	NA

- b. Repair parts for the engine can be found in Appendix A.
- c. **Fabrication Instructions.** Bulk materiel required to manufacture items are listed in the Bulk Materiel functional group of this RPSTL. Part numbers for bulk materiel are also referenced in the Description Column of the line item entry for the item to be manufactured/fabricated. Detailed fabrication instructions for items source coded to be manufactured or fabricated are found in TM 9-2320-312-24-1.
- d. **Associated Publications.** The publication(s) listed below pertain to the Truck, Tractor, Yard Type, M878A2 and its components:

Publication	Short Title
TM 9-2320-312-10.....	Operator’s Manual for Truck, Tractor, Yard Type: 46,662 GVWR, DED, 4 X 2, M878A2
TM 9-2320-312-24-1	Unit, Direct Support and General Support Maintenance Manual for Truck, Tractor, Yard Type: 46,662 GVWR, DED, 4 X 2, M878A2
TM 9-2320-312-24-2	Unit, Direct Support and General Support Maintenance Manual for Truck, Tractor, Yard Type: 46,662 GVWR, DED, 4 X 2, M878A2
TM 9-2320-312-24-3	Unit, Direct Support and General Support Maintenance Manual for Truck, Tractor, Yard Type: 46,662 GVWR, DED, 4 X 2, M878A2

**FIELD MAINTENANCE (UNIT AND DIRECT SUPPORT MAINTENANCE) REPAIR PARTS
AND SPECIAL TOOLS LISTS (RPSTL) INCLUDING (SUSTAINMENT MAINTENANCE
REPAIR PARTS) INTRODUCTION - CONTINUED**

0001 00

HOW TO LOCATE REPAIR PARTS

When Part Number is Known.

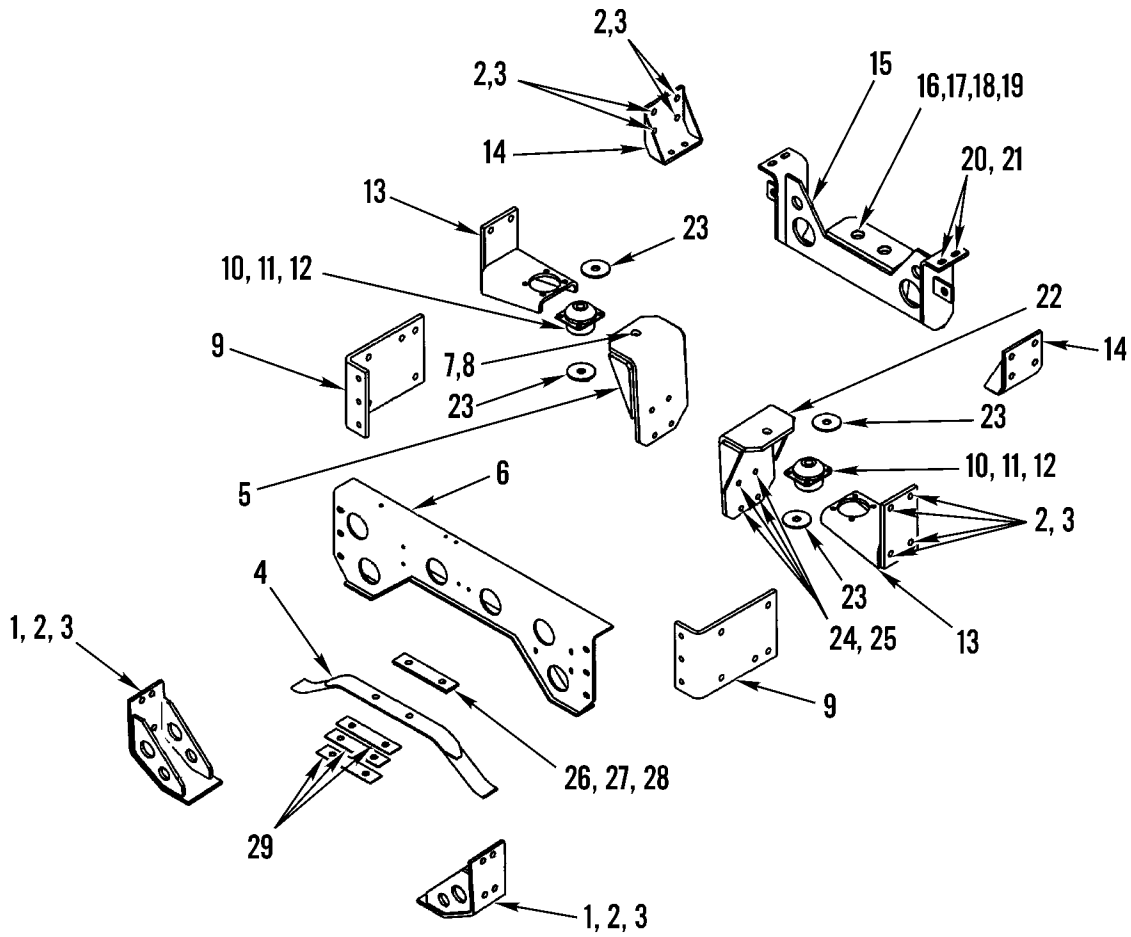
- (1) **First.** If you have the P/N and not the NSN, look in the PART NUMBER column of the P/N index work package. Identify the group, figure, and item number.
- (2) **Second.** Look up the item on the figure in the applicable repair parts list work package.

ABBREVIATIONS

For standard abbreviations see ASME Y14.38-1999, *Abbreviations and Acronyms*.

<u>Abbreviations</u>	<u>Explanation</u>
NIIN	National Item Identification Number (consists of the last 9 digits of the NSN)
RPSTL	Repair Parts and Special Tools Lists
SMR	Source, Maintenance, and Recoverability Code
TMDE	Test, Measurement, and Diagnostic Equipment

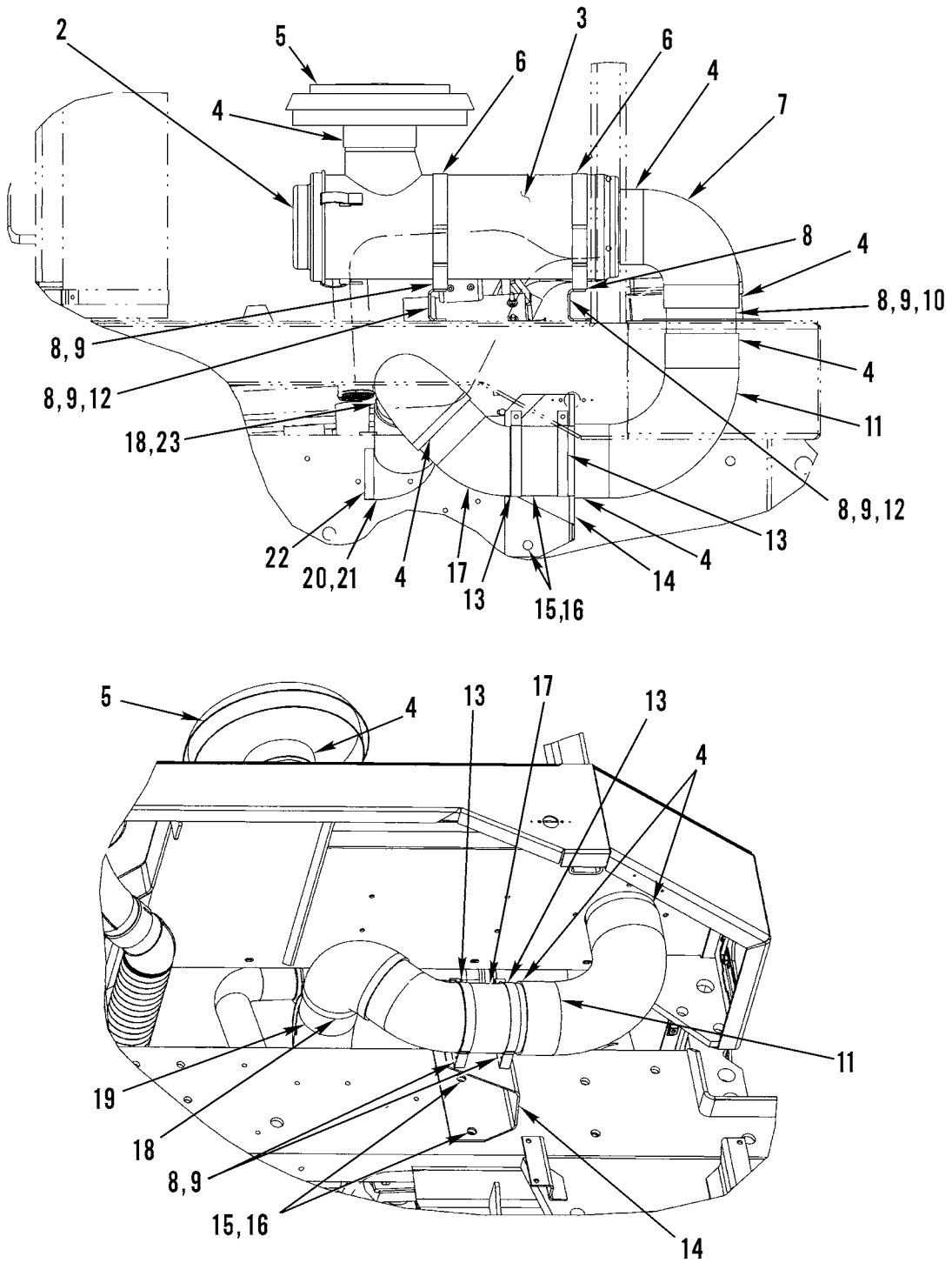
END OF WORK PACKAGE



Group 020, Figure 1. Engine and Transmission Mounting

(1) ITEM NO	(2) SMR CODE	(3) NSN	(4) CAGEC	(5) PART NUMBER	(6) DESCRIPTION AND USABLE ON CODES (UOC)	(7) QTY
GROUP 020 ENGINE						
FIG. 1 ENGINE AND TRANSMISSION MOUNTING						
1	XDFZZ		03533	032-8775	BRACKET, TRANS TAILSHAFT SUPPORT . . .	2
2	PAFZZ	5306-01-496-0540	03533	25-503	BOLT, MACHINE	20
3	PAFZZ	5310-01-499-3605	03533	219-0231	NUT, PLAIN, EXTENDED WASHER, HEXAGON .	20
4	PAFZZ	5360-01-503-4303	03533	289-0079	SPRING, FLAT	1
5	XDFZZ		03533	32K-731	BRACKET, MOUNT, ENGINE LH	1
6	XDFZZ		03533	065-2315	CROSSMEMBER, ENGINE	1
7	PAFZZ	5306-01-503-6392	03533	25-509	BOLT, MACHINE	2
8	PAFZZ	5310-01-499-3612	03533	219-232	NUT, PLAIN, EXTENDED WASHER, HEXAGON .	2
9	XDFZZ		03533	242D-0409	BRACKET, MOUNT, ENGINE	2
10	PAFZZ	5342-01-503-8177	03533	352A-19	DAMPER, VIBRATION	2
11	PAFZZ	5306-01-503-5943	03533	24-56	BOLT, MACHINE	8
12	PAFZZ	5310-00-013-7719	019L2	21NE070	NUT, SELF-LOCKING, HEXAGON	8
13	XDFZZ		03533	32K-721	BRACKET, MOUNT, ENGINE	2
14	XDFZZ		03533	32J-0174	BRACKET, MOUNT	2
15	XDFZZ		03533	32J-0191	BRACKET, MOUNT, ENGINE	1
16	PAFZZ	5310-01-500-5800	03533	219-116	NUT, PLAIN, HEXAGON H	2
17	PAFZZ	5310-01-529-6362	03533	362-52	WASHER, FLAT	4
18	PAFZZ		03533	25-416	BOLT, FLANGE HEAD	2
19	XDFZZ		03533	352A-18	BUSHING	1
20	PAFZZ	5306-01-499-5694	03533	A25-530	BOLT, MACHINE	4
21	PAFZZ	5310-01-500-4503	03533	219-229	NUT, PLAIN, EXTENDED WASHER	4
22	XDFZZ		03533	32K-732	BRACKET, MOUNT, ENGINE RH	1
23	PAFZZ	5310-01-503-5255	03533	367-44	WASHER, SPECIAL, DAMPER	4
24	PAFZZ	5306-01-503-6486	03533	25-750	BOLT, MACHINE	8
25	PAFZZ		03533	361-14	WASHER, LOCK	8
26	PAFZZ	5340-01-503-8778	03533	49-50	HOLDER, SPRING	1
27	PAFZZ	5306-01-503-5763	03533	24-109	BOLT, MACHINE	2
28	PAFZZ	5310-00-020-0359	019L2	21NE108	NUT, SELF-LOCKING, HEXAGON	2
29	PAFZZ	5365-01-503-4455	03533	284-0422	SPACER, PLATE	3
END OF FIGURE						

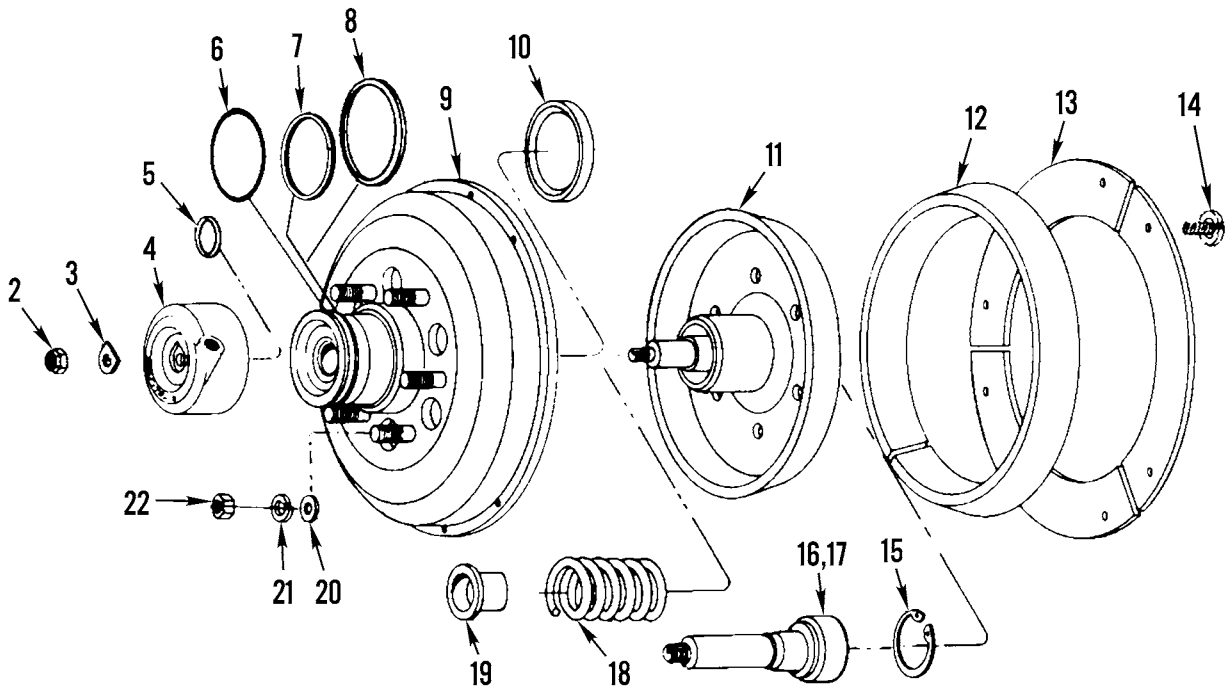
1
2 and 3



Group 020, Figure 2. Air Cleaner Assembly and Related Parts

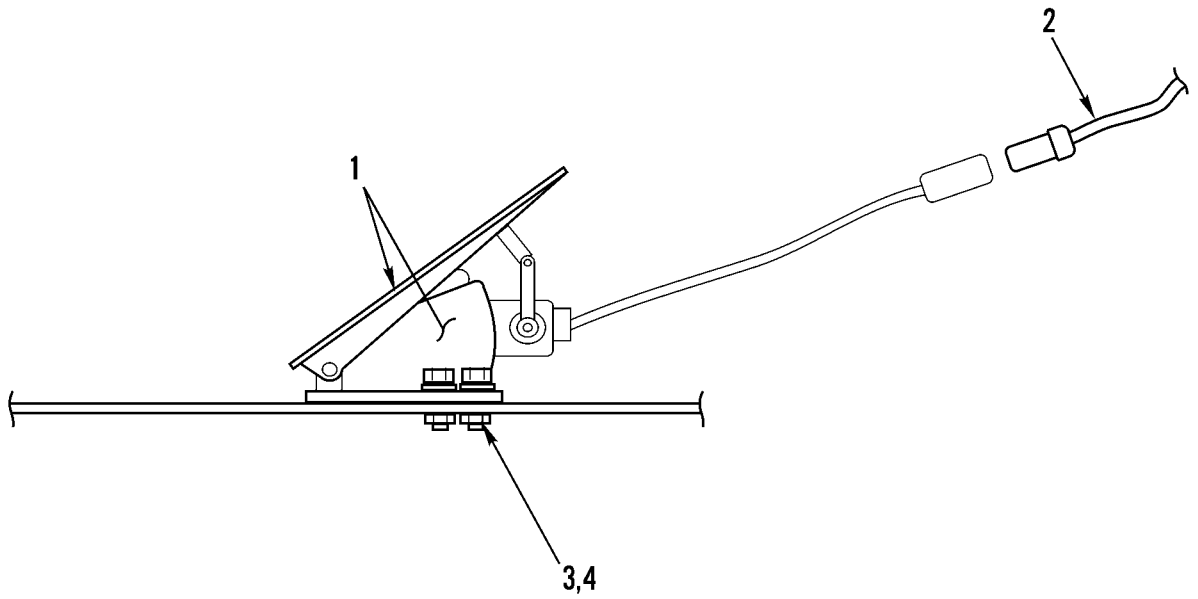
(1) ITEM NO	(2) SMR CODE	(3) NSN	(4) CAGEC	(5) PART NUMBER	(6) DESCRIPTION AND USABLE ON CODES (UOC)	(7) QTY
GROUP 020 ENGINE						
FIG. 2 AIR CLEANER ASSEMBLY AND RELATED PARTS						
1	PAOOO	2940-01-503-4916	18265	G092401	FILTER, ELEMENT, INTA	1
2	XAOZZ		18265	P151019	.COVER, AIR FILTER	1
3	PAOZZ	2940-01-526-5103	18265	P150692	.ELEMENT, FILTER	1
4	PAOZZ	4730-01-503-9502	63208	667-101	CLAMP, HOSE	8
5	PAOZZ		03533	143-268	HOOD, AIR CLEANER	1
6	PAOZZ	5340-01-499-4110	03533	32-7315	CLAMP, LOOP	2
7	PAOZZ	4720-00-134-4655	19207	11664545	HOSE, PREFORMED	1
8	PAOZZ	5306-01-500-2006	03533	310-104	BOLT, MACHINE	16
9	PAOZZ	5310-01-499-3693	03533	219-284	NUT, PLAIN, EXTENDED WASHER, HEXAGON .	16
10	XDOZZ		03533	319J-130	TUBE, FLANGE	1
11	PAOZZ		03533	145C-124	HOSE, NONMETALLIC	1
12	XDOZZ		03533	32-8797	BRACKET	2
13	XDOZZ		03533	32-7317	BRACKET	2
14	XDOZZ		03533	32-8798	BRACKET	1
15	PAOZZ	5306-01-499-0510	03533	25-533	BOLT, MACHINE	3
16	PAOZZ	5310-01-495-9469	03533	219-0232	NUT, PLAIN, EXTENDED WASHER, HEXAGON .	3
17	PAOZZ	4710-01-504-0060	21585	114237004	TUBE, METALLIC	1
18	PAOZZ	4730-01-503-9497	63208	667-85	CLAMP, HOSE	2
19	PAOZZ	4710-01-503-7895	03533	319H-0394	TUBE, BENT, METALLIC	1
20	PAOZZ	4720-01-503-9054	03533	91-46	HOSE, PREFORMED	1
21	PAOZZ	4730-01-503-6523	03533	113-127	ELBOW, PIPE TO TUBE	1
22	PAOZZ	4730-01-503-9495	63208	667-70	CLAMP, HOSE	1
23	PAOZZ	4720-01-503-9061	03533	91-39	HOSE, PREFORMED	1
END OF FIGURE						

1
2 thru 22



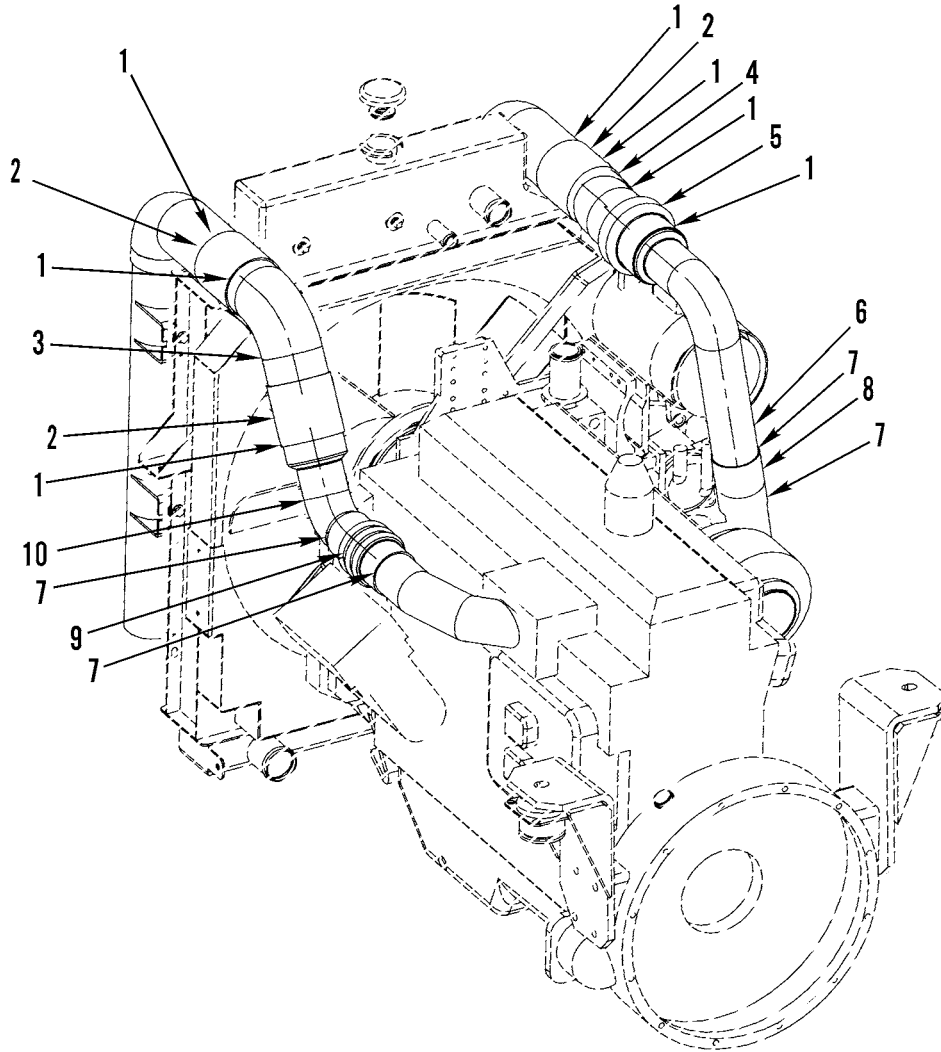
Group 020, Figure 3. Fan Clutch Assembly

(1) ITEM NO	(2) SMR CODE	(3) NSN	(4) CAGEC	(5) PART NUMBER	(6) DESCRIPTION AND USABLE ON CODES (UOC)	(7) QTY
GROUP 020 ENGINE						
FIG. 3 FAN CLUTCH ASSEMBLY						
1	PAFFF	2930-01-331-6660	75418	1090-08000-01	CLUTCH, FAN, ENGINE	1
2	KFFZZ	5310-01-194-0481	51377	3029-01371-01	.NUT, SELF-LOCKING, HE PART OF ... KIT, P/N 4043-41130-01	1
3	KFFZZ	5310-01-189-8468	51377	3058-01264-02	.WASHER, FLAT PART OF KIT, P/N ... 4043-41130-01	1
4	KFFZZ		75418	4043-40825-01	.CYLINDER, FAN CLUTCH PART OF ... KIT, P/N 4043-41130-01	1
5	KFFZZ	5331-01-195-1500	51377	9002-00741-58	.O-RING PART OF KIT, P/N 4043-41130-01	1
6	KFFZZ	5331-01-393-5630	51377	9002-00491-68	.O-RING PART OF KIT, P/N 4043-4 . 1130-01	1
7	KFFZZ	5331-01-459-8509	75418	3018-01703-01	.O-RING PART OF KIT, P/N 4043- . . 41130-01	1
8	KFFZZ	5330-01-331-9283	75418	3018-01519-01	.SEAL, PLAIN PART OF KIT, P/N 4043-41130-01	1
9	XAFZZ		75418	4040-41131-01	.HOUSING, CLUTCH, FAN	1
10	XAFZZ		75418	3018-01507-01	.SEAL, PLAIN	1
11	XAFZZ		75418	4079-41132-01	.CLUTCH, POSITIVE	1
12	KFFZZ	2530-01-246-4400	51377	4026-36900-01	.LINING, FRICTION PART OF KIT, . . P/N 1033-08250-01	1
13	XAFZZ		75418	4073-38444-01	.PLATE, MOUNTING	3
14	KFFZZ	5305-01-462-5303	51377	3042-01684-01	.SCREW, MACHINE PART OF KIT, P/N . 1033-08250-01	6
15	XAFZZ		75418	3038-01510-01	.RING, RETAINING	2
16	XAFZZ		75418	4079-41133-01	.SHAFT, SHOULDERED	1
17	XAFZZ		75418	4001-40691-01	.SPRING CARRIER	1
18	XAFZZ		75418	4088-40615-01	.SPRING, HELICAL, COMP	1
19	XAFZZ		75418	4001-40690-01	.BUSHING BLANK	1
20	PAFZZ	5310-01-389-7014	80205	MS15795-813	.WASHER, FLAT	6
21	PAFZZ	5310-01-130-9065	81337	6-1-5866-17	.WASHER, LOCK	6
22	PAFZZ	5310-00-732-0559	96906	MS51968-8	.NUT, PLAIN, HEXAGON	6
END OF FIGURE						



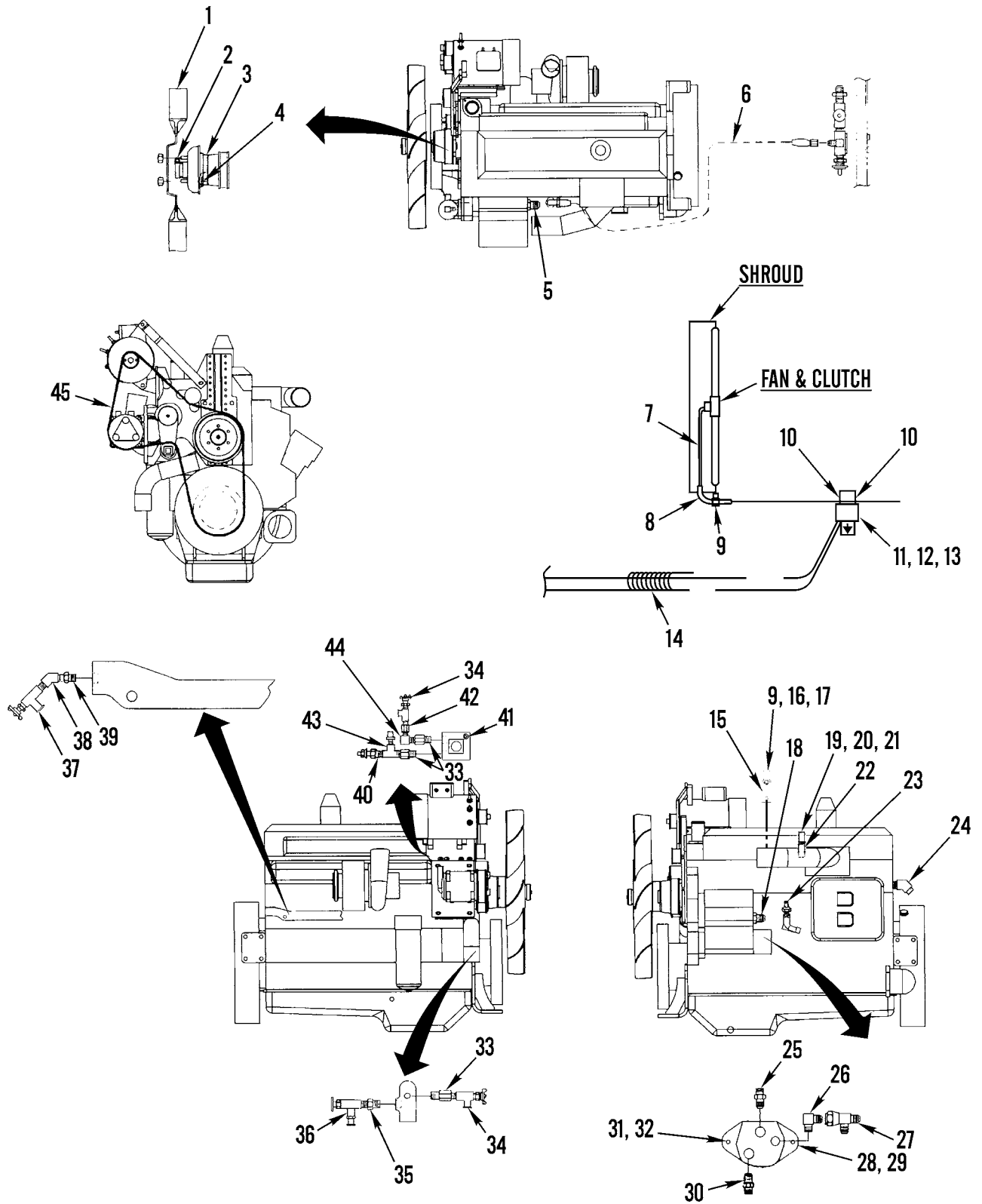
Group 020, Figure 4. Throttle Position Sensor Assembly

(1) ITEM NO	(2) SMR CODE	(3) NSN	(4) CAGEC	(5) PART NUMBER	(6) DESCRIPTION AND USABLE ON CODES (UOC)	(7) QTY
GROUP 020 ENGINE						
FIG. 4 THROTTLE POSITION SENSOR ASSEMBLY						
1	PAOZZ	2540-01-504-0774	3F787	224300-001	PEDAL, CONTROL THROTTLE POSITION . SENSOR	1
2	PAOOO	6150-01-503-6796	03533	365C-372	WIRING HARNESS, BRANCHED	1
3	PAOZZ	5305-01-499-1069	03533	310-0087	SCREW, CAP, HEXAGON HEAD	4
4	PAOZZ	5310-01-500-4947	03533	219-0242	NUT, PLAIN, EXTENDED WASHER, HEXAGON	4
END OF FIGURE						



Group 020, Figure 5. Charge Air Cooler Lines and Fittings

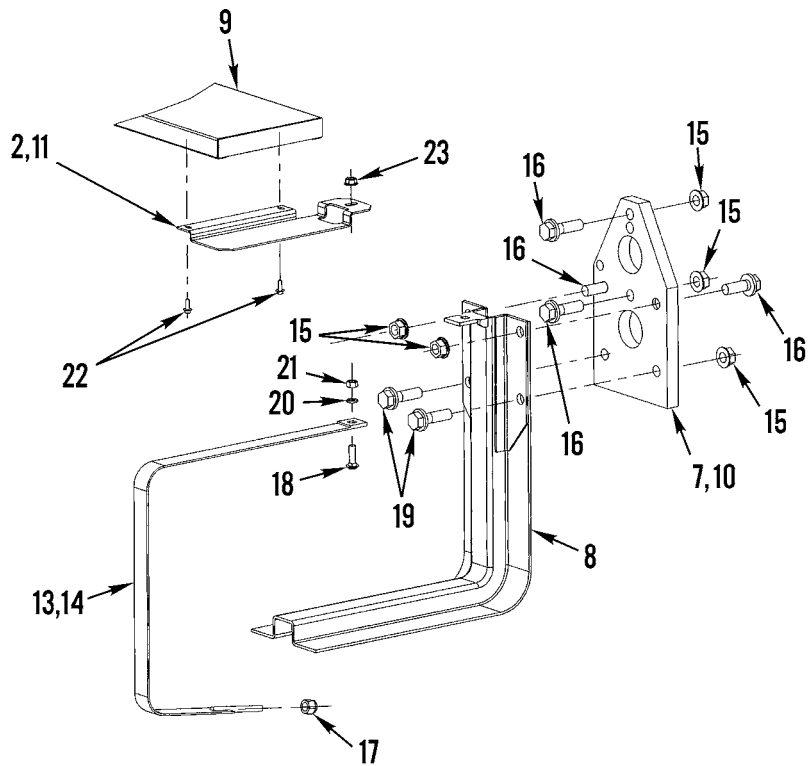
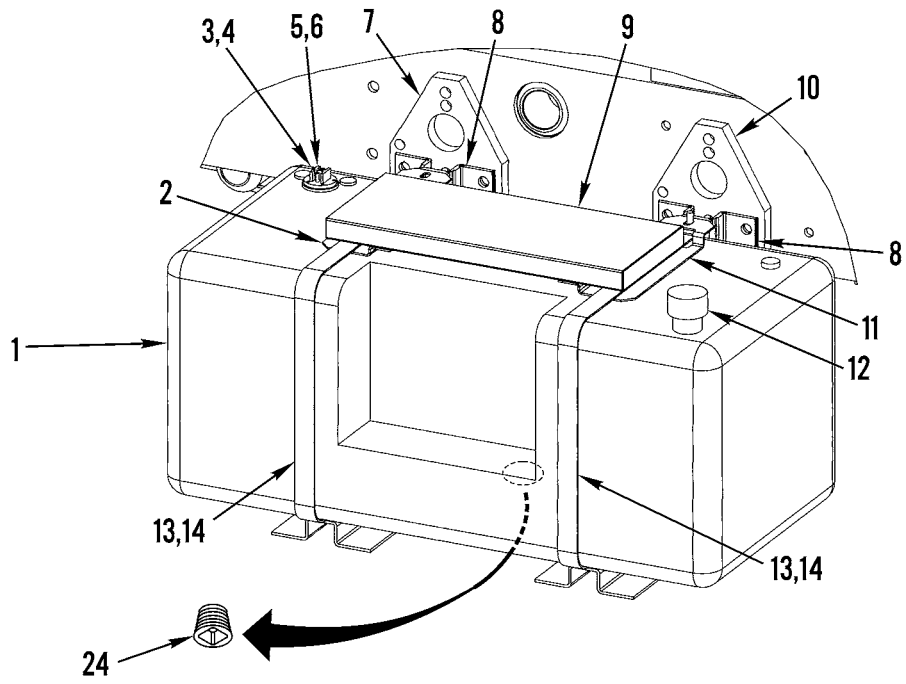
(1) ITEM NO	(2) SMR CODE	(3) NSN	(4) CAGEC	(5) PART NUMBER	(6) DESCRIPTION AND USABLE ON CODES (UOC)	(7) QTY
GROUP 020 ENGINE						
FIG. 5 CHARGE AIR COOLER LINES AND FITTINGS						
1	PAOZZ	4730-01-504-3386	03533	56E5	CLAMP,HOSE	8
2	PAOZZ	4720-01-503-9053	07096	374-400	HOSE,NONMETALLIC	3
3	PAOZZ	4710-01-503-7911	03533	86F146	TUBE,BENT,METALLIC	1
4	PAOZZ	4710-01-503-8270	03533	86F147	TUBE,BENT,METALLIC	1
5	PAOZZ	4720-01-504-0793	03533	145E7	HOSE,NONMETALLIC	1
6	PAOZZ	4710-01-503-8208	03533	240-176	TUBE,BENT,METALLIC	1
7	PAOZZ	4730-01-504-1703	03533	56E4	CLAMP,HOSE	4
8	PAOZZ	4720-01-504-1708	07096	374-300	HOSE,NONMETALLIC CHARGE AIR	1
9	PAOZZ	4720-01-523-3269	03533	145E-0006	HOSE,PREFORMED CHARGE AIR	1
10	PAOZZ	4710-01-503-8200	03533	240-177	TUBE,BENT,METALLIC	1
END OF FIGURE						



Group 020, Figure 6. Engine Dressing

(1) ITEM NO	(2) SMR CODE	(3) NSN	(4) CAGEC	(5) PART NUMBER	(6) DESCRIPTION AND USABLE ON CODES (UOC)	(7) QTY
					GROUP 020 ENGINE	
					FIG. 6 ENGINE DRESSING	
1	PAFZZ	4140-01-503-6151	03533	B106A-52	IMPELLER, FAN, AXIAL	1
2	PAOZZ	4730-01-055-4017	93061	VS68NTA-4-2	ADAPTER, STRAIGHT, PIPE TO TUBE	1
3	PAFZZ	5365-01-503-5278	03533	284C-35	SPACER, SPECIAL SHAPED	1
4	PAFZZ	5305-01-509-1944	03533	25-803	SCREW, CAP, SOCKET HEAD	6
5	PAOZZ	4730-00-460-2049	10988	218-5351	ADAPTER, STRAIGHT, TUBE TO BOSS	1
6	PAOZZ	4720-01-503-7605	03533	A145-2084	HOSE ASSEMBLY, NONMETALLIC	1
7	MOOZZ		03533	A357-3-5	HOSE, NONMETALLIC MAKE FROM P/N.. A357-3, 5 FEET	1
8	PAOZZ	4720-01-503-7848	03533	145-3546	HOSE, NONMETALLIC	1
9	PAOZZ		03533	56-100	CLAMP, VINYL	2
10	PAOZZ		03533	113-160	ELBOW	2
11	PAOZZ	4810-01-503-8174	03533	346C18	VALVE, SOLENOID FAN CLUTCH	1
12	PAOZZ	5305-01-504-0012	03533	310-41	SCREW, MACHINE SOLENOID MOUNTING .	2
13	PAOZZ	5310-01-522-3504	03533	361-7	WASHER, LOCKING SOLENOID MOUNTING	2
14	PAOZZ	6150-01-503-5659	03533	B365-1405	WIRING HARNESS, BRANCHED FAN	1
					CLUTCH SOLENOID	
15	XDOZZ		03533	32-8825	BRACKET	1
16	PAOZZ	5306-01-504-1678	03533	310-122	BOLT, MACHINE	1
17	PAOZZ	5310-00-160-1606	82465	31WLF1420	NUT, PLAIN, EXTENDED WA	1
18	PAOZZ	4730-01-480-3668	01276	GG108-NP12-27	ADAPTER, STRAIGHT, TUBE TO HOSE	1
19	XDOZZ		03533	56-202	CLAMP LOOP	1
20	PAOZZ	5306-01-499-5689	03533	A310-87	BOLT, MACHINE	1
21	PAOZZ	5310-01-500-4947	03533	219-242	NUT, PLAIN, EXTENDED WA	1
22	XDOZZ		03533	32-2088	BRACKET	1
23	PAOZZ	4730-00-942-9147	01276	2021-6-4S	ADAPTER, STRAIGHT, PIPE TO TUBE	1
24	PAOZZ	4730-01-503-7454	03533	107A-124	ELBOW, TUBE TO BOSS	1
25	PAOZZ	4730-00-930-5392	30780	16F5BX-S	ADAPTER, STRAIGHT, TU	1
26	PAOZZ	4730-00-132-4553	01276	2024-6-10S	ELBOW, PIPE TO TUBE	1
27	PAOZZ	4730-01-024-0915	96906	MS51523A10	TEE, TUBE	1
28	PAFZZ	2530-01-504-1916	58114	SFR20170H91LF 418D1	PUMP, ASSEMBLY, POWER STEERING, VEHICUL	1
29	PAFZZ	5330-01-513-8503	03533	A128-161	GASKET	1
30	PAOZZ	4730-00-906-0721	30076	16542	ADAPTER, STRAIGHT, TUBE TO BOSS	1
31	PAFZZ	5306-01-504-4438	03533	25-735	BOLT, MACHINE	2
32	PAFZZ	5310-01-499-1853	03533	A362-67	WASHER, FLAT	2
33	XDOZZ		03533	A107A-448	ADAPTER	3
34	PAOZZ	4820-01-426-7890	03533	A348-4	VALVE, ANGLE	2

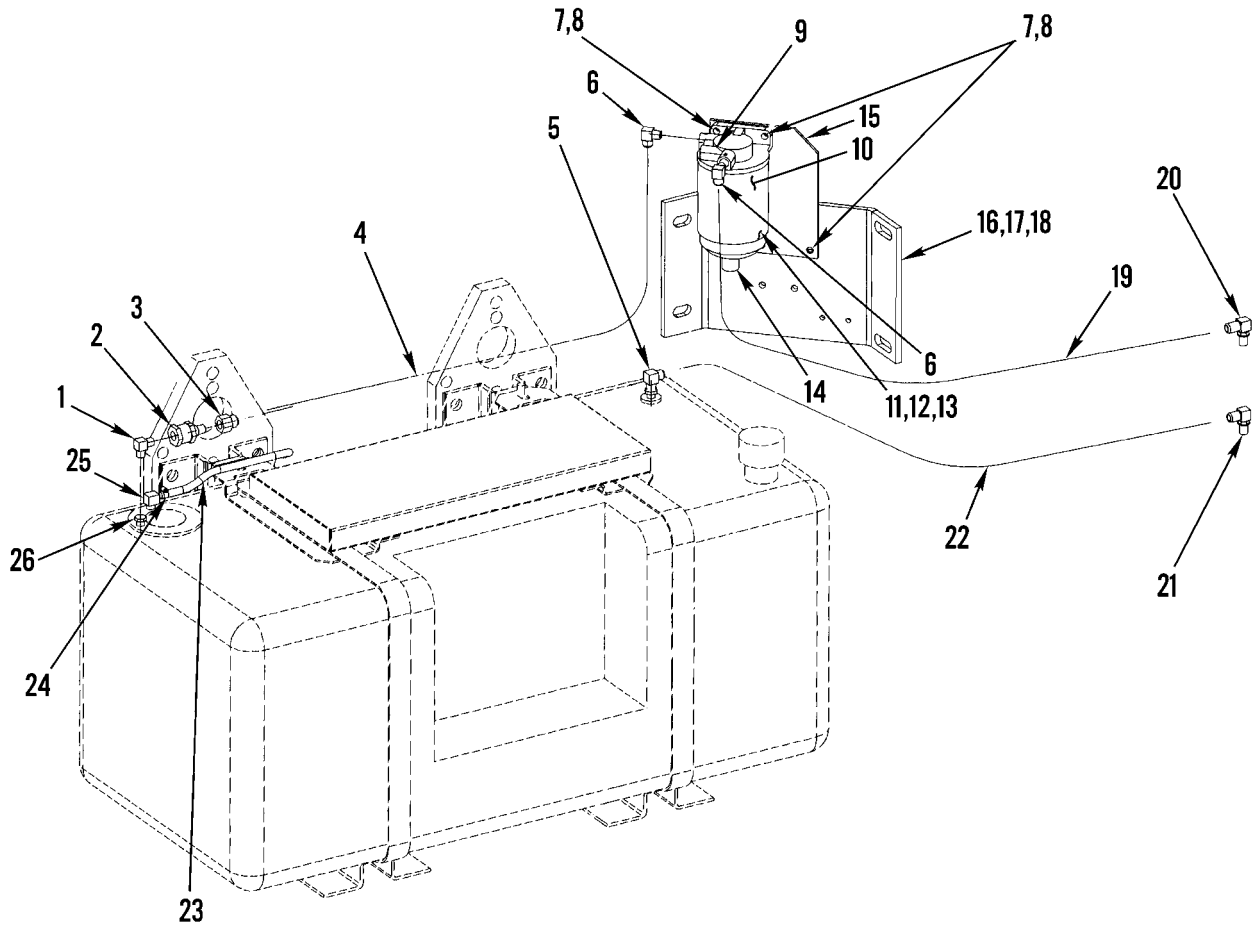
(1)	(2)	(3)	(4)	(5)	(6)	(7)
ITEM	SMR			PART	DESCRIPTION AND USABLE ON CODES	
NO	CODE	NSN	CAGEC	NUMBER	(UOC)	QTY
35	PAOZZ	4730-01-126-9758	30780	0502-8-8	ADAPTER, STRAIGHT, PIPE TO BOSS	1
36	PAOZZ	4820-01-503-8214	03533	353-28	VALVE, GATE	1
37	PAOZZ	4820-01-253-2787	09990	V404PH-10-6	VALVE, ANGLE	2
38	PAOZZ	4730-00-277-8257	79470	3350X6	ELBOW, PIPE	1
39	PAOZZ	4730-01-508-9017	03533	125-472	ADAPTER, STRAIGHT, PIPE	1
40	PAOZZ	5930-01-503-9066	03533	139M17	SWITCH, THERMOSTATIC	1
41	PAOZZ		03533	107A-113	ADAPTER, STRAIGHT, TU	1
42	PAOZZ		03533	124-9069	ADAPTER, STRAIGHT, PI	1
43	PAOZZ	4730-00-469-7797	36655	107-C	TEE, PIPE	1
44	PAOZZ	4730-00-278-4822	75160	T23837	ELBOW, PIPE	1
45	PAOZZ	3030-01-503-6360	24161	K080839	BELT, V	1
					END OF FIGURE	



Group 040, Figure 1. Fuel Tank and Mounting Hardware

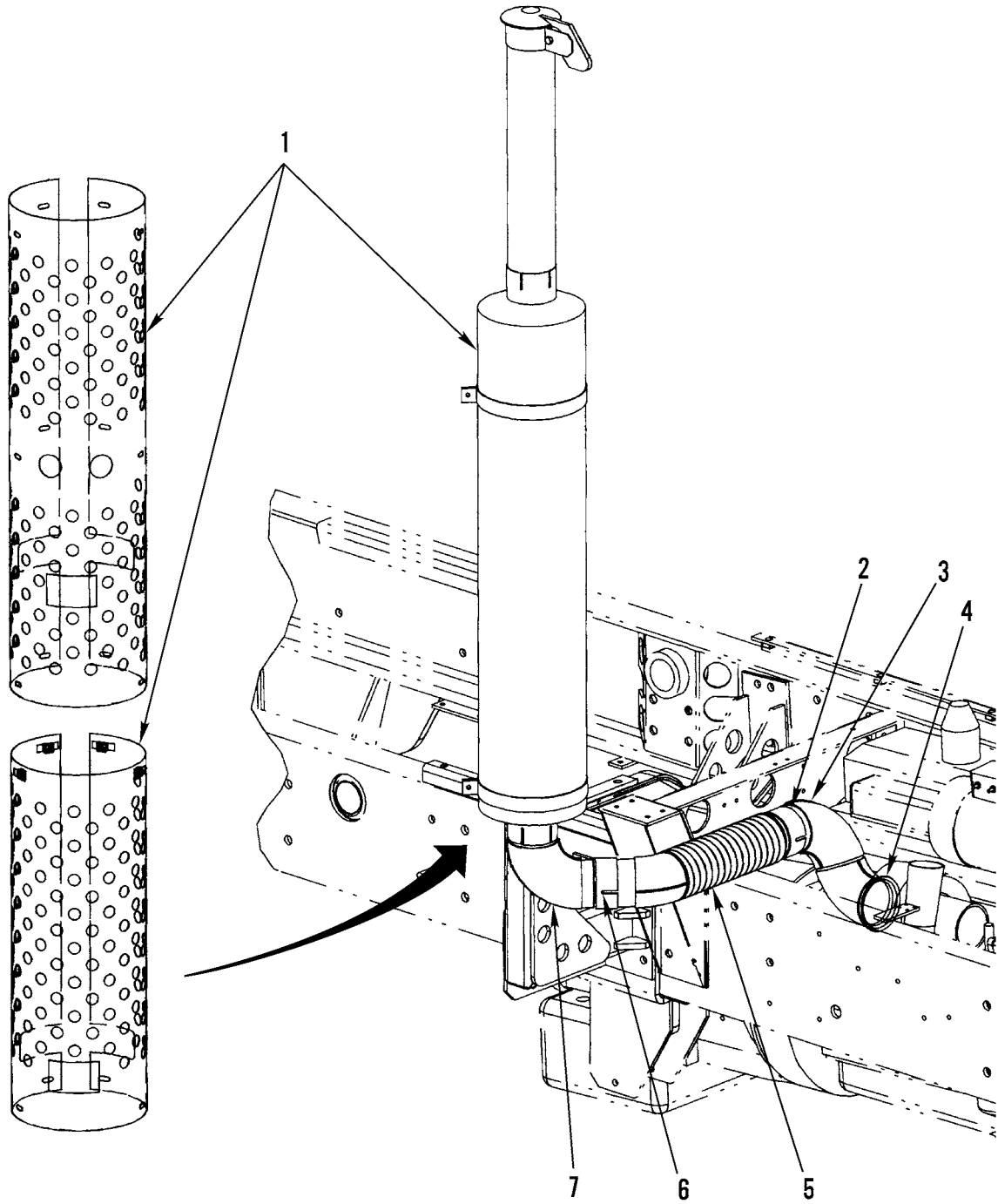
(1) ITEM NO	(2) SMR CODE	(3) NSN	(4) CAGEC	(5) PART NUMBER	(6) DESCRIPTION AND USABLE ON CODES (UOC)	(7) QTY
GROUP 040 FUEL						
FIG. 1 FUEL TANK AND MOUNTING HARDWARE						
1	PAOZZ	2910-01-498-8194	01VG5	96801244	TANK, FUEL, ENGINE	1
2	PFOZZ	2510-01-500-0341	03533	32P-0142	TREAD, METALLIC, NONSKID	1
3	PAOZZ	6680-01-499-9039	0B8Y6	RA9517-ISS	TRANSMITTER, LIQUID QUANTITY	1
4	PAOZZ	5305-01-503-9845	03533	310-129	SCREW, MACHINE	5
5	PAOZZ		03533	219-378	NUT, PLAIN, HEXAGON	2
6	PAOZZ	5310-01-503-5248	03533	361-6	WASHER, LOCK	2
7	PFOZZ	5340-01-499-1742	03533	32P-119	BRACKET, MOUNTING	1
8	XDOZZ		03533	B32P-136	BRACKET	2
9	PAOZZ	2510-01-500-0539	03533	262B-0055	TREAD, METALLIC, NONSKID	1
10	PFOZZ	5340-01-499-1743	03533	32P-145	BRACKET, MOUNTING	1
11	PFOZZ	2510-01-500-0340	03533	32P-0141	TREAD, METALLIC, NONSKID	1
12	PAOZZ	2590-01-507-0637	03533	63K-6	CAP, FILLER OPENING	1
13	PAOZZ	5340-01-499-9889	03533	B294A-11	BAND, RETAINING	2
14	PAOZZ	5340-01-499-1728	03533	A207-2102	CUSHION, ARCHED	2
15	PAOZZ	5310-01-499-3612	03533	219-232	NUT, PLAIN, EXTENDED WASHER, HEXAGON .	12
16	PAOZZ	5306-01-499-0510	03533	25-533	BOLT, MACHINE	4
17	PAOZZ	5310-00-020-0359	019L2	21NE108	NUT, SELF-LOCKING, HEXAGON	2
18	PAOZZ	5306-01-500-4624	03533	A23-83	BOLT, FINNED NECK	2
19	PAOZZ	5306-01-499-0118	03533	25-607	BOLT, MACHINE	8
20	PAOZZ	5310-01-499-1794	03533	A361-12	WASHER, LOCK	2
21	PAOZZ	5310-01-499-1818	03533	A217C-17	NUT, PLAIN, HEXAGON	2
22	PAOZZ	5305-01-500-4617	03533	310-86	SCREW, MACHINE	4
23	PAOZZ	5310-01-499-3603	03533	219-228	NUT, PLAIN, EXTENDED WASHER, HEXAGON .	2
24	PAOZZ	4730-01-523-8906	03533	124-9	PLUG, PIPE	1
END OF FIGURE						

9
10 thru 14



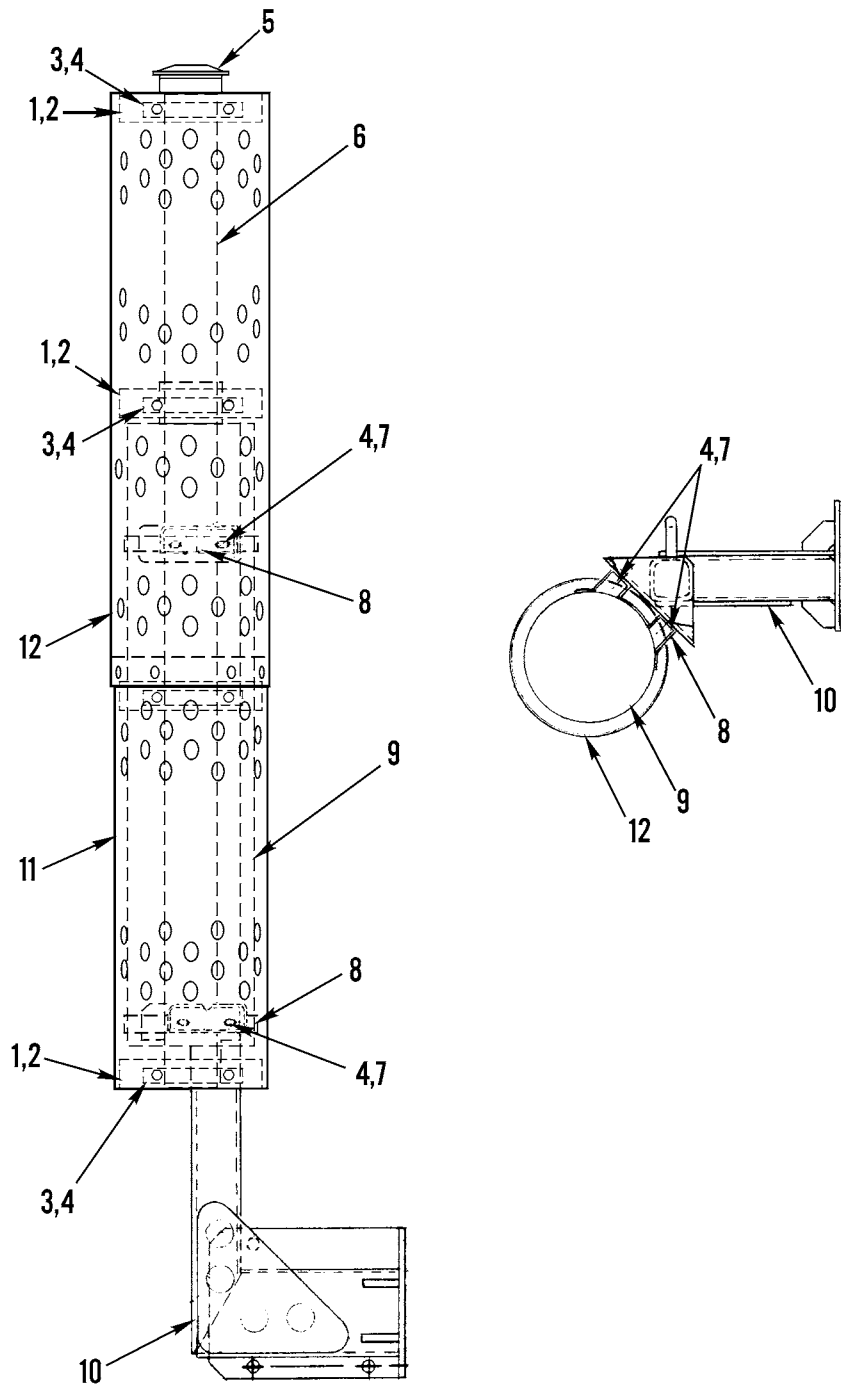
Group 040, Figure 2. Fuel/Water Separator Assembly, Primary Fuel Filter

(1) ITEM NO	(2) SMR CODE	(3) NSN	(4) CAGEC	(5) PART NUMBER	(6) DESCRIPTION AND USABLE ON CODES (UOC)	(7) QTY
GROUP 040 FUEL						
FIG. 2 FUEL/WATER SEPARATOR ASSEMBLY, PRIMARY FUEL FILTER						
1	PAOZZ	4730-00-231-3012	46717	AC-1-355	ELBOW,PIPE TO TUBE	1
2	PAOZZ	4820-00-287-5151	14959	353-4	VALVE,CHECK	1
3	PAOZZ	4730-01-525-0114	03533	107A-562	ADAPTER,STRAIGHT,PI	1
4	PAOZZ	4720-01-503-7910	03533	145-1409	HOSE ASSEMBLY,NONMETALLIC	1
5	PAOZZ	4730-01-070-4915	30780	2103-8-6	ELBOW,PIPE TO TUBE	1
6	PAOZZ	4730-00-555-1764	63117	2024-6-8	ELBOW,PIPE TO TUBE	3
7	PAOZZ	5305-01-499-5677	03533	310-137	SCREW,MACHINE	4
8	PAOZZ	5310-01-499-3693	03533	219-284	NUT,PLAIN,EXTENDED WASHER,	4
						HEXAGON
9	PAOZZ	4330-01-504-7444	55752	21007-04	FILTER,FLUID FUEL/WATER SEPARATOR .	1
10	PAOZZ	4330-01-371-9777	55752	IN F830	.FILTER ELEMENT,FLUID PRIMARY FUEL	1
11	PAOZZ	5330-01-509-6313	55752	30965	.GASKET	1
12	XAOZZ		55752	RK30063	.BOWL	1
13	PAOZZ	5365-01-395-4744	55752	RK 20126	.PLUG,MACHINE THREAD	1
14	PAOZZ	4820-01-474-6910	55752	RK30476	.DISK,VALVE	1
15	XDOZZ		03533	32N-80	BRACKET	1
16	PFOZZ	5340-01-499-1726	03533	32U-202	BRACKET,MOUNTING	1
17	PAOZZ	5306-01-496-0540	03533	25-503	BOLT,MACHINE	4
18	PAOZZ	5310-01-495-9476	03533	219-231	NUT,PLAIN,EXTENDED	4
19	PAOZZ	4720-01-503-7912	03533	145-1424	HOSE ASSEMBLY,NONMETALLIC	1
20	PAOZZ	4730-00-225-0699	10988	218-5280	ELBOW,TUBE TO BOSS	1
21	PAOZZ	4730-00-143-3941	30780	6C5BXS	ELBOW,TUBE TO BOSS	1
22	XDOZZ		03533	145-1192	HOSE ASSEMBLY	1
23	MOOZZ		03533	145-357-4	HOSE MAKE FROM P/N FC647-04BLK,3 FEET	1
24	PAOZZ	4730-01-523-7603	03533	58-45	CLAMP,LOOP	1
25	XDOZZ		03533	350-29	ELBOW,PIPE TO HOSE	1
26	PAOZZ	4730-01-507-1164	06853	230808	REDUCER,PIPE	1
END OF FIGURE						



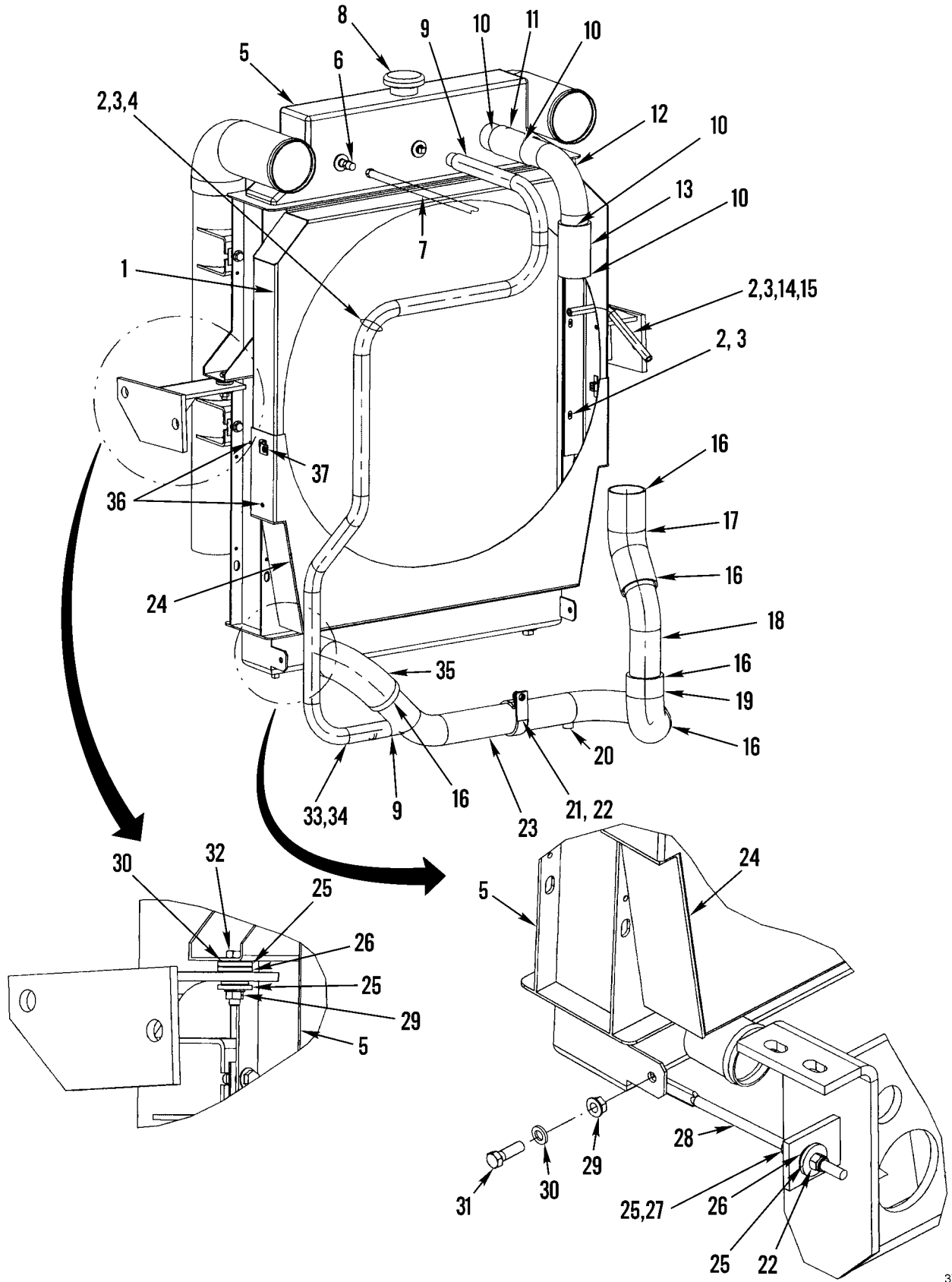
Group 050, Figure 1. Exhaust Assembly and Mounting Hardware

(1) ITEM NO	(2) SMR CODE	(3) NSN	(4) CAGEC	(5) PART NUMBER	(6) DESCRIPTION AND USABLE ON CODES (UOC)	(7) QTY
					GROUP 050 EXHAUST	
					FIG. 1 EXHAUST ASSEMBLY AND MOUNTING HARDWARE	
1	XDOOO		03533	C210-151	MUFFLER, EXHAUST FOR DOWN PARTS, .. SEE FIG. 2	1
2	PAOZZ	5340-01-499-8141	03533	55-47	CLAMP, LOOP	1
3	PAOZZ	2990-01-500-2134	03533	89C-107	PIPE, EXHAUST	1
4	PAOZZ	5340-01-499-1752	03533	A55-50	CLAMP, LOOP	1
5	PAOZZ	2990-01-503-4943	03533	89C-108	CONNECTOR, EXHAUST PIPE	1
6	PAOZZ	5340-01-499-1747	03533	55-7	CLAMP, LOOP	2
7	PAOZZ	2990-01-499-5398	03533	86-121	PIPE, EXHAUST	1
					END OF FIGURE	



Group 050, Figure 2. Exhaust Assembly

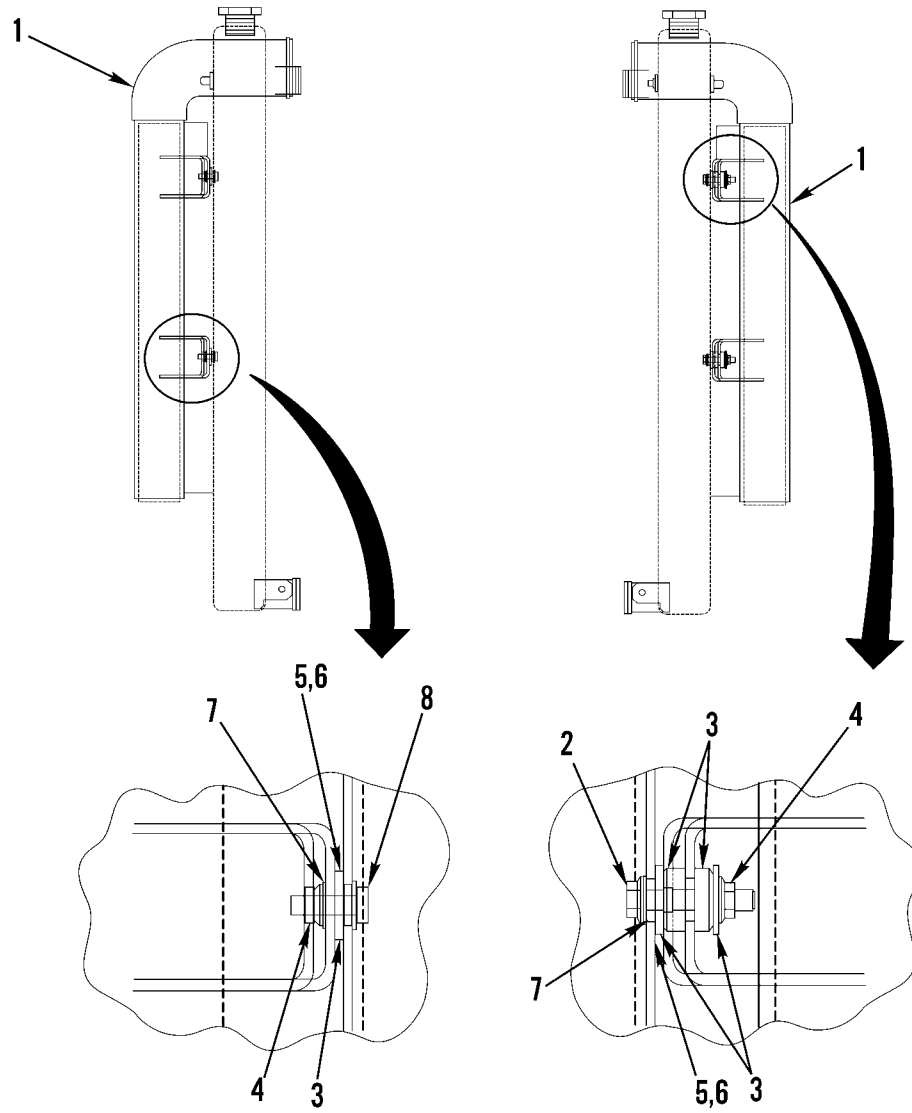
(1) ITEM NO	(2) SMR CODE	(3) NSN	(4) CAGEC	(5) PART NUMBER	(6) DESCRIPTION AND USABLE ON CODES (UOC)	(7) QTY
GROUP 050 EXHAUST						
FIG. 2 EXHAUST ASSEMBLY						
1	PAOZZ	5340-01-499-1718	03533	32U-211	BRACKET, MOUNTING	3
2	PAOZZ	5306-01-500-2004	03533	310-97	BOLT, MACHINE	12
3	PAOZZ	5340-01-499-1747	03533	55-77	CLAMP, LOOP	3
4	PAOZZ	5310-01-499-3693	03533	219-284	NUT, PLAIN, EXTENDED WASHER, HEXAGON .	10
5	PFOZZ	2990-00-006-6252	03533	63-43	CAP ASSEMBLY, PROTECTIVE, MUFFLER- EXHAUST PIPE	1
6	PFOZZ	2990-01-498-8358	03533	319-61	MUFFLER, EXHAUST	1
7	PAOZZ	5306-01-500-2006	03533	310-104	BOLT, MACHINE	4
8	PAOZZ	5340-01-499-4110	03533	32U-216	BRACKET, MOUNTING	2
9	PAOZZ	2990-01-498-8062	03533	210-123	MUFFLER, EXHAUST	1
10	PAOZZ	5340-01-499-1730	03533	32U-201	BRACKET, MOUNTING	1
11	PFOZZ	2990-01-499-2206	03533	303-262	GUARD, MUFFLER-EXHAUST PIPE, NONAIRCRAFT	1
12	PFOZZ	2990-01-499-3301	03533	303-260	GUARD, MUFFLER-EXHAUST PIPE, NONAIRCRAFT	1
END OF FIGURE						



Group 060, Figure 1. Cooling Assembly

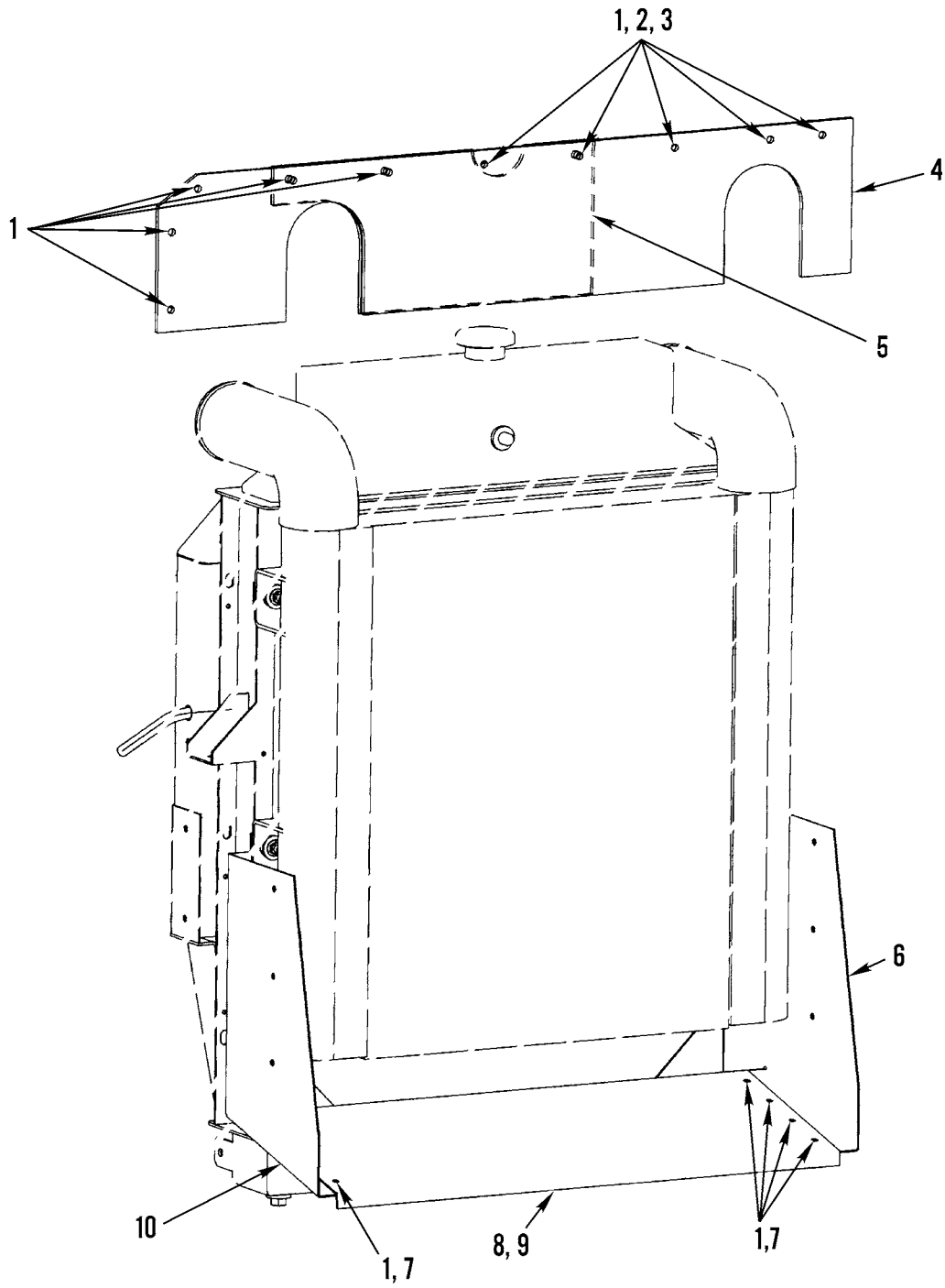
(1) ITEM NO	(2) SMR CODE	(3) NSN	(4) CAGEC	(5) PART NUMBER	(6) DESCRIPTION AND USABLE ON CODES (UOC)	(7) QTY
GROUP 060 COOLING						
FIG. 1 COOLING ASSEMBLY						
1	PFFZZ	2930-01-509-4788	03533	278F108	SHROUD, FAN, RADIATOR UPPER	1
2	PAOZZ	5305-01-500-4617	03533	310-86	SCREW, MACHINE	9
3	PAOZZ	5310-00-160-1606	82465	31WLF1420	NUT, PLAIN, EXTENDED WASHER	9
4	PAOZZ		03533	56-105	CLAMP, HOSE	1
5	PAFFF	2930-01-498-8195	03533	266-306	RADIATOR, ENGINE COOLANT	1
6	PAOZZ		03533	107A-58	ADAPTER, STRAIGHT	1
7	XDOZZ		03533	145-3730	HOSE ASSEMBLY	1
8	PAOZZ		03533	51-23	CAP, RADIATOR	1
9	PAOZZ	4730-01-329-9142	7Z588	CT 175L	CLAMP, HOSE	2
10	PAOZZ	4730-01-329-9151	7Z588	CT 250L	CLAMP, HOSE	4
11	PAOZZ	4720-01-499-6026	03533	A146-0110	HOSE, NONMETALLIC	1
12	PAOZZ	4710-01-499-5392	03533	B319D-307	TUBE, METALLIC	1
13	PAOZZ		03533	146-54	HOSE ASSEMBLY	1
14	PAOZZ	4720-00-143-9390	24161	27023	HOSE, NONMETALLIC	1
15	PAOZZ		03533	56-100	CLAMP, HOSE	1
16	PAOZZ	4730-01-499-5444	03533	A58-0055	CLAMP, HOSE	6
17	PAOZZ	4720-01-503-9145	1SUN1	TFC545-250X4	HOSE, PREFORMED LOWER RADIATOR	1
18	PAOZZ	4710-01-499-5391	03533	B319E-0399	TUBE, METALLIC	1
19	PAOZZ	4730-01-503-7899	03533	91-79	ELBOW, HOSE	1
20	PAOZZ	4820-01-263-6410	03533	105-0001	COCK, DRAIN	1
21	XDOZZ		03533	56-202	CLAMP, HOSE	1
22	PAOZZ	5310-01-495-9531	03533	219-62	NUT, PLAIN, HEXAGON	3
23	PAOZZ	4710-01-503-9475	03533	319E1005	TUBE, BENT, METALLIC	1
24	PFFZZ	2930-01-509-4787	03533	278F110	SHROUD, FAN, RADIATOR	1
25	PAFZZ	5310-01-500-5595	03533	367-233	WASHER, FLAT	8
26	PFFZZ	5340-01-500-7833	03533	A352B-0006	DAMPER, SHIMMY	4
27	PAFZZ	5310-01-500-4982	03533	223F-3	NUT, PLAIN, HEXAGON	4
28	PFFZZ	5307-01-499-1025	03533	309-0244	STUD, PLAIN	2
29	PAFZZ	5310-01-500-4506	03533	219-227	NUT, PLAIN, EXTENDED WASHER, HEXAGON .	4
30	PAFZZ	5310-01-499-2143	03533	362-22	WASHER, FLAT	8
31	PAFZZ		03533	28-40	BOLT, MACHINE	1
32	PAFZZ	5306-01-499-1015	03533	A28-0042	BOLT, MACHINE	2

(1)	(2)	(3)	(4)	(5)	(6)	(7)
ITEM	SMR			PART		
NO	CODE	NSN	CAGEC	NUMBER	DESCRIPTION AND USABLE ON CODES (UOC)	QTY
33	MOOZZ		03533	145-0105-6	HOSE, NONMETALLIC MAKE FROM P/N 3365-16400, 6 FEET	1
34	MOOZZ		03533	300-201-6	SLEEVE, HOSE, NONMETALLIC MAKE FROM P/N 300-201, 1 FOOT	1
35	PAOZZ	4730-01-499-5344	03533	A91-0068	ELBOW, HOSE	1
36	PAFZZ	5306-01-499-5781	03533	310-0086	BOLT, MACHINE	4
37	XDFZZ		03533	32-10	BRACKET, STAND-OFF	1
END OF FIGURE						



Group 060, Figure 2. Charge Air Cooler and Mounting Hardware

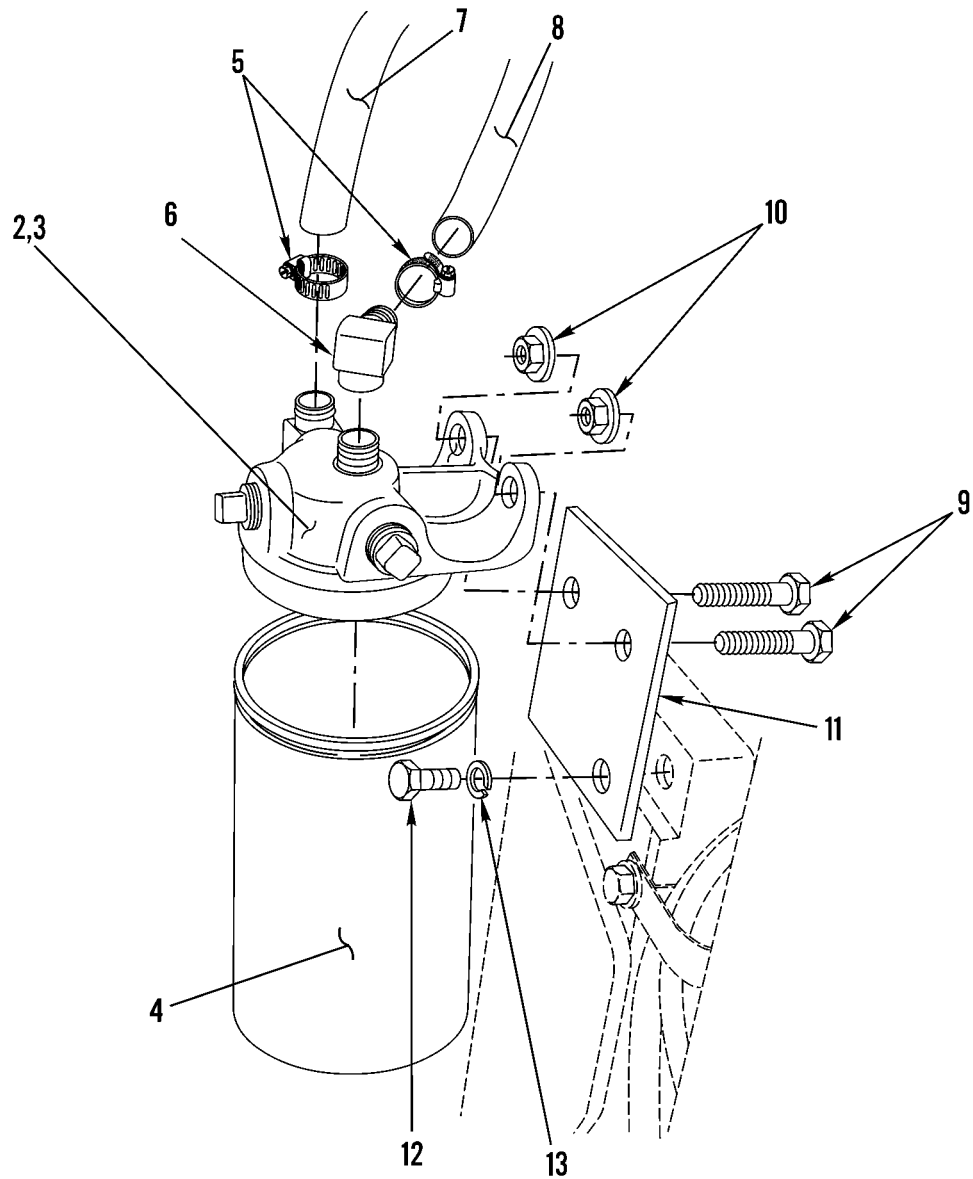
(1) ITEM NO	(2) SMR CODE	(3) NSN	(4) CAGEC	(5) PART NUMBER	(6) DESCRIPTION AND USABLE ON CODES (UOC)	(7) QTY
					GROUP 060 COOLING	
					FIG. 2 CHARGE AIR COOLER AND MOUNTING HARDWARE	
1	PAFZZ		03533	155-30	CHARGE AIR COOLER	1
2	PAFZZ	5306-01-529-6837	03533	310-105	SCREW, ASSEMBLED WASHER	2
3	PAFZZ		03533	21081-94	MOUNT, ISOLATOR INCLUDES WASHER	4
4	PAFZZ	5310-01-499-3693	03533	219-284	NUT, PLAIN, EXTENDED WASHER	4
5	PAFZZ	2930-01-503-4973	03533	278A433	SHROUD, FAN, RADIATOR	1
6	MFFZZ		03533	284A-0194-16	SEAL, NONMETALLIC MAKE FROM P/N ... 284A-0194, 16 FEET	4
7	PAFZZ	5310-01-499-2143	03533	362-22	WASHER, FLAT	4
8	PAFZZ	5306-01-500-2006	03533	310-104	BOLT, MACHINE	2
					END OF FIGURE	



Group 060, Figure 3. Heat Shields and Mounting Hardware

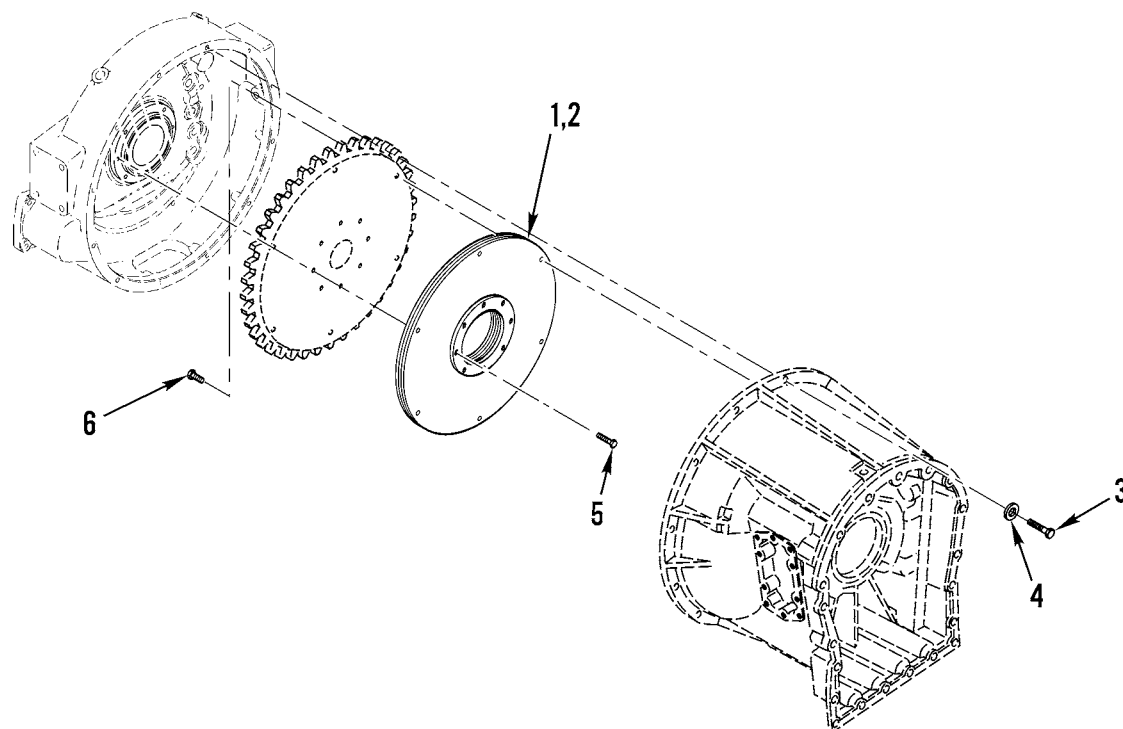
(1) ITEM NO	(2) SMR CODE	(3) NSN	(4) CAGEC	(5) PART NUMBER	(6) DESCRIPTION AND USABLE ON CODES (UOC)	(7) QTY
					GROUP 060 COOLING	
					FIG. 3 HEAT SHIELDS AND MOUNTING HARDWARE	
1	PAOZZ	5305-01-499-1069	03533	310-0087	SCREW,CAP,HEXAGON HEAD	22
2	PAOZZ	5310-01-500-5596	03533	367-58	WASHER,FLAT	8
3	PAOZZ	5310-00-160-1606	82465	31WLF1420	NUT,PLAIN,EXTENDED	10
4	PFOZZ	2930-01-499-5958	03533	B303-0261	SHROUD,FAN,RADIATOR	1
5	PFOZZ	2930-01-499-8519	03533	A303-0264	SHROUD,FAN,RADIATOR	1
6	XDOZZ		03533	282-7281	SHIELD	1
7	PAOZZ	5310-01-500-4947	03533	219-242	NUT,PLAIN, EXTENDED WASHER,HEXAGON	12
8	XDOZZ		03533	282-7282	SHIELD	1
9	MOOZZ		03533	284A-0194-3	SEAL,NONMETALLIC	1
					MAKE FROM P/N 284A-0194,3 FEET	
10	XDOZZ		03533	282-7280	SHIELD	1
					END OF FIGURE	

1
2 thru 4



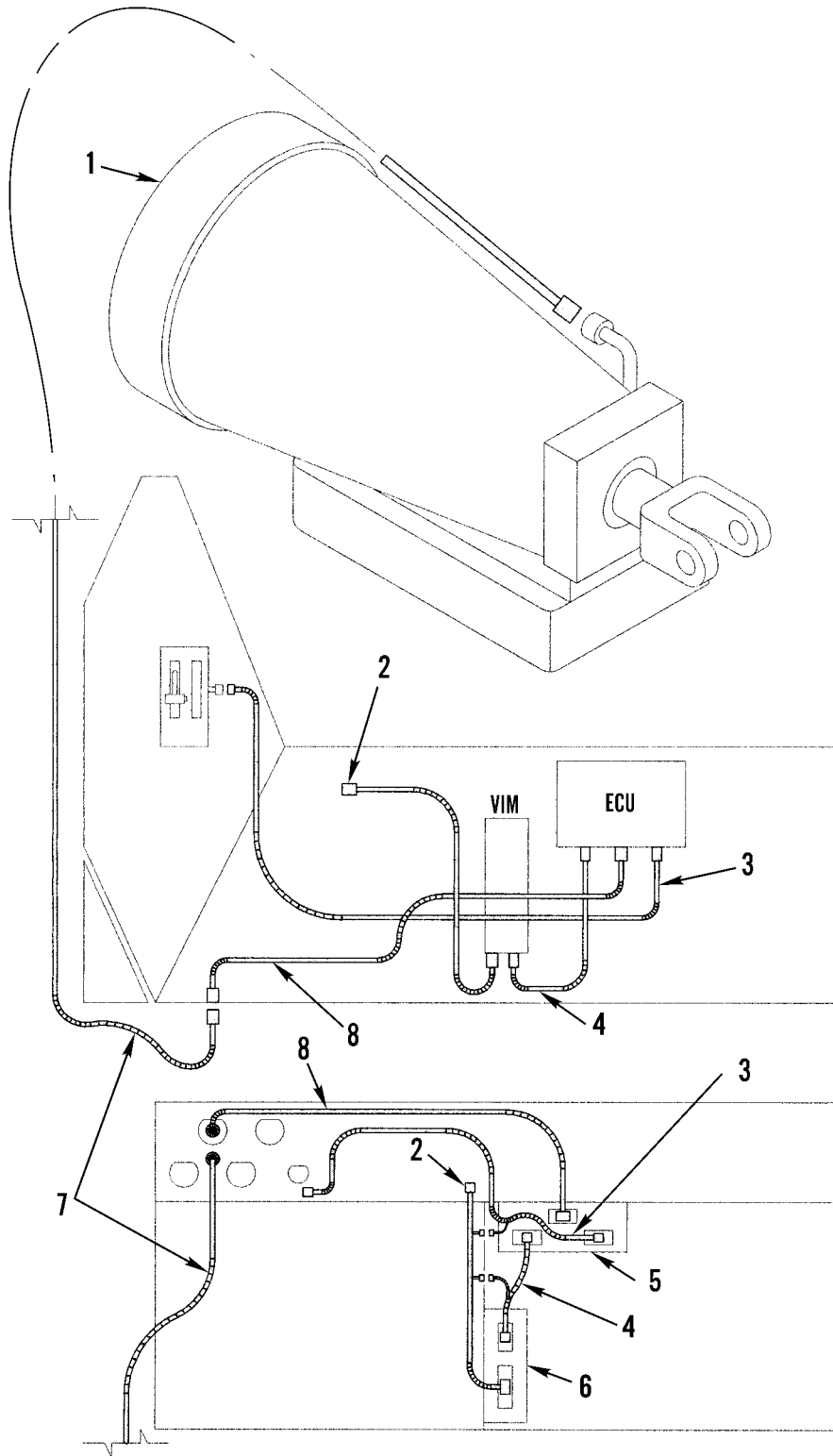
Group 060, Figure 4. Coolant Filter and Mounting Hardware

(1) ITEM NO	(2) SMR CODE	(3) NSN	(4) CAGEC	(5) PART NUMBER	(6) DESCRIPTION AND USABLE ON CODES (UOC)	(7) QTY
GROUP 060 COOLING						
FIG. 4 COOLANT FILTER AND MOUNTING HARDWARE						
1	A0000		03533	102E-6	FILTER, WATER, COOLANT	1
2	PAOZZ	2520-01-184-1042	11083	9N3668	.HOUSING, TRANSMISSION	1
3	PAOZZ	5307-01-503-4953	11083	9N3645	.STUD, CONTINUOUS THREAD	1
4	PAOZZ	2940-01-133-8301	74069	WC-2	.FILTER, ELEMENT, FLUID	1
5	PAOZZ		03533	58-1	CLAMP, HOSE	4
6	PAOZZ		03533	A124A-14	ELBOW	2
7	MOOZZ		03533	145-358-2	HOSE, NONMETALLIC MAKE FROM P/N . 145-358, 2 FEET	1
8	MOOZZ		03533	145-358-4	HOSE, NONMETALLIC MAKE FROM P/N . 145-358, 4 FEET	1
9	PAOZZ	5306-01-500-2006	03533	310-104	BOLT, MACHINE	2
10	PAOZZ	5310-01-499-3693	03533	219-284	NUT, PLAIN, EXTENDED WASHER	2
11	XDOZZ		03533	A32-8557	BRACKET, MOUNTING	1
12	PAOZZ		03533	25-630	BOLT, MACHINE	2
13	PAOZZ		03533	361-92	WASHER, LOCK	2
END OF FIGURE						



Group 070, Figure 1. Transmission and Engine Adaptation

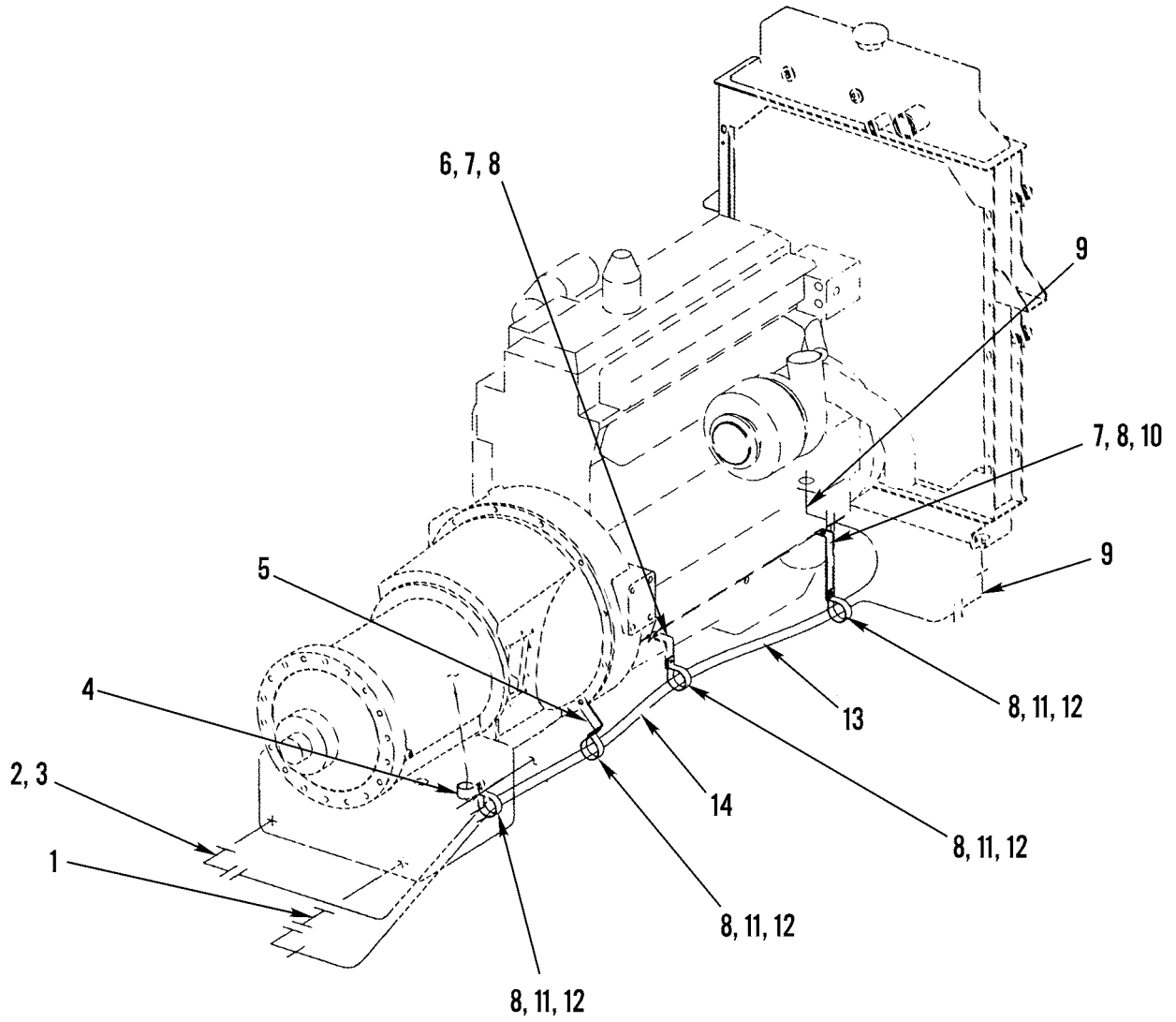
(1) ITEM NO	(2) SMR CODE	(3) NSN	(4) CAGEC	(5) PART NUMBER	(6) DESCRIPTION AND USABLE ON CODES (UOC)	(7) QTY
					GROUP 070 TRANSMISSION	
					FIG. 1 TRANSMISSION AND ENGINE ADAPTATION	
1	PAOZZ		03533	A184G-62	KIT,TRANSMISSION AD	1
2	PAOZZ	2815-01-498-8192	03533	A184X-37	KIT,ENGINE ADAPTER	1
3	PAFZZ	5306-01-499-1653	03533	A25-646	BOLT,MACHINE	12
4	PAFZZ	5310-01-499-1853	03533	A361-92	WASHER,FLAT	12
5	PAOZZ	5306-01-499-1765	03533	A25-793	BOLT,MACHINE	8
6	PAOZZ	5306-01-499-1768	03533	A25-788	BOLT,MACHINE	6
					END OF FIGURE	



FRONT OF CAB
DASH SKIN REMOVED

Group 070, Figure 2. Transmission Assembly and Controls

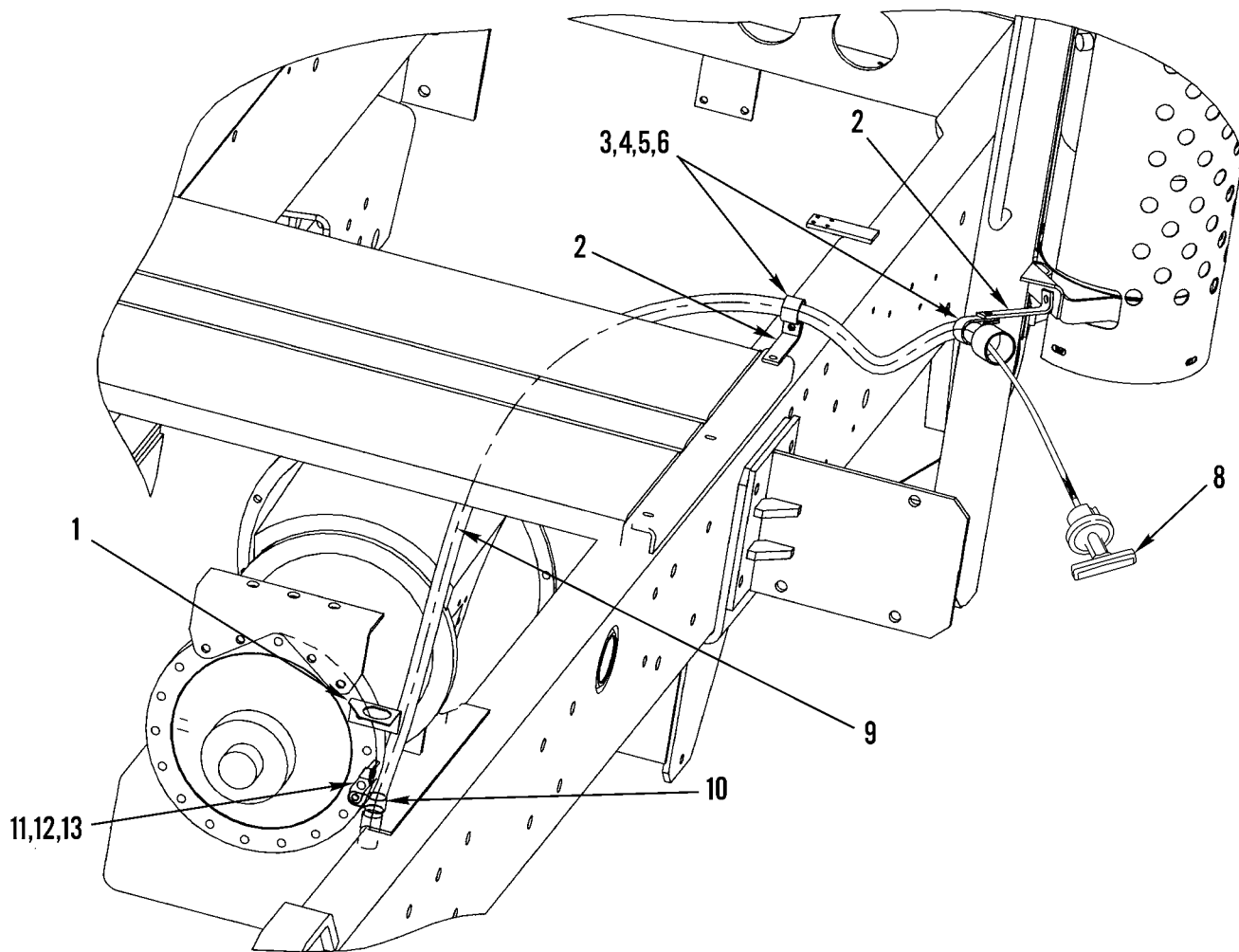
(1) ITEM NO	(2) SMR CODE	(3) NSN	(4) CAGEC	(5) PART NUMBER	(6) DESCRIPTION AND USABLE ON CODES (UOC)	(7) QTY
					GROUP 070 TRANSMISSION	
					FIG. 2 TRANSMISSION ASSEMBLY AND CONTROLS	
1	PAFHH	2520-01-498-8189	73342	E005830	TRANSMISSION, HYDRAULIC, VEHICULAR ..	1
2	PAOZZ	6150-01-496-3140	03533	365C-0343	WIRING HARNESS	1
3	PAOZZ	6150-01-496-3138	03533	365C-0342	WIRING HARNESS	1
4	PAOZZ	6150-01-496-3144	03533	365C-0192	WIRING HARNESS	1
5	PAOZZ	2520-01-501-0032	73342	ECB00CW1	CONTROLS, ELECTRICAL	1
6	PAOZZ	5895-01-430-3474	73342	29516036	INTERCONNECTING BOX	1
7	PAOZZ	6150-01-497-0546	03533	365B-0276	CABLE ASSEMBLY, SPECIAL	1
8	PAOZZ	6150-01-496-3128	03533	365B-0275	CABLE ASSEMBLY, SPECIAL PURPOSE ELECTRICAL	1
					END OF FIGURE	



Group 070, Figure 3. Transmission Oil Cooler Lines and Fittings

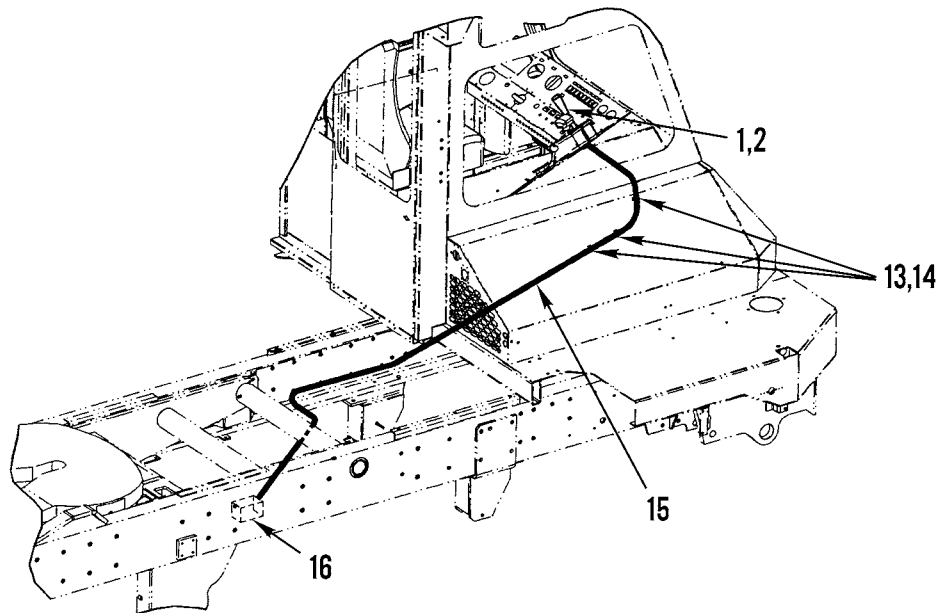
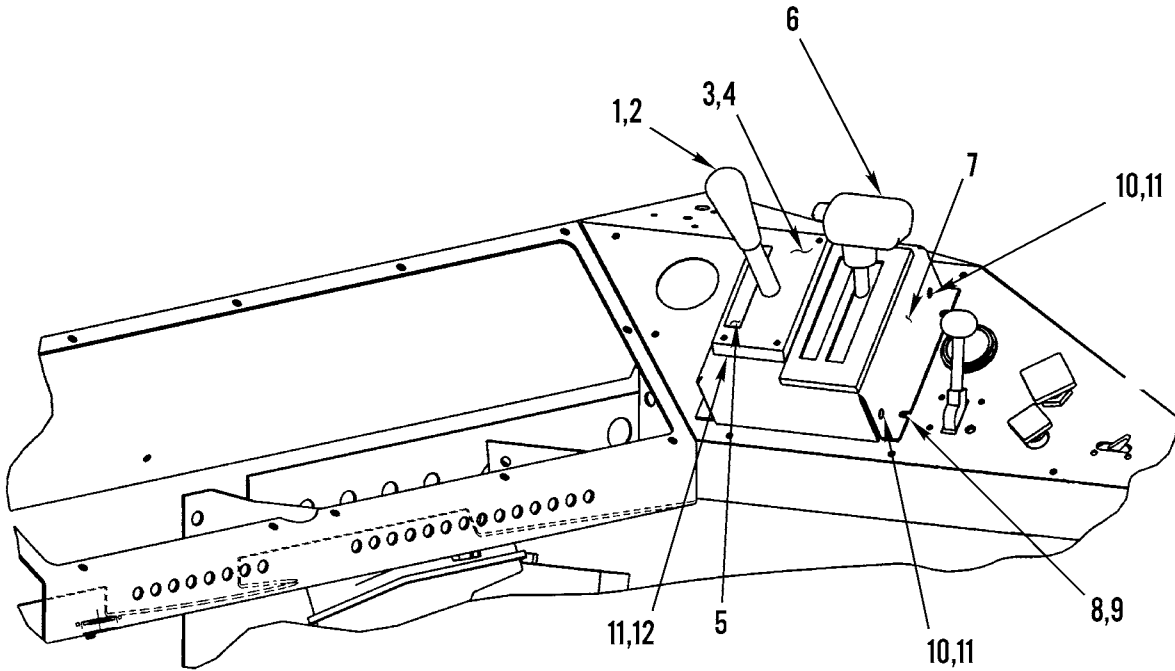
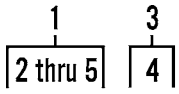
(1) ITEM NO	(2) SMR CODE	(3) NSN	(4) CAGEC	(5) PART NUMBER	(6) DESCRIPTION AND USABLE ON CODES (UOC)	(7) QTY
GROUP 070 TRANSMISSION						
FIG. 3 TRANSMISSION OIL COOLER						
LINES AND FITTINGS						
1	PAOZZ	4730-01-524-5889	03533	107B-20	ADAPTER, STRAIGHT	1
2	PAOZZ	4730-01-504-2178	03533	107C-28	ELBOW, TUBE TO BOSS	1
3	PAOZZ	4730-01-523-8906	03533	124-9	PLUG, PIPE	1
4	PAOZZ	5340-00-404-4100	75272	COV2113	CLAMP, LOOP	1
5	XDOZZ		03533	32-8477	BRACKET, ANGLE	1
6	XDOZZ		03533	32-8808	BRACKET, ANGLE	1
7	PAOZZ	5305-01-499-5677	03533	310-137	SCREW, MACHINE	2
8	PAOZZ	5310-01-499-3693	03533	219-284	NUT, PLAIN, EXTENDED WASHER	6
9	PAOZZ	4730-01-283-4932	81343	12-16 070202SA	ELBOW, PIPE TO TUBE	2
10	PAOZZ	5340-01-499-9966	03533	32-1556	BRACKET, ANGLE	2
11	PAOZZ	5340-01-081-3419	75272	COV-3313	CLAMP, LOOP	4
12	PAOZZ	5306-01-500-2006	03533	310-104	BOLT, MACHINE	4
13	PAOZZ	4720-01-499-6668	03533	A145B-1135	HOSE ASSEMBLY, NONMETALLIC	1
14	PAOZZ	4720-01-503-8720	03533	145-3643	HOSE ASSEMBLY	1
END OF FIGURE						

7
8 and 9



Group 070, Figure 4. Fill Tube

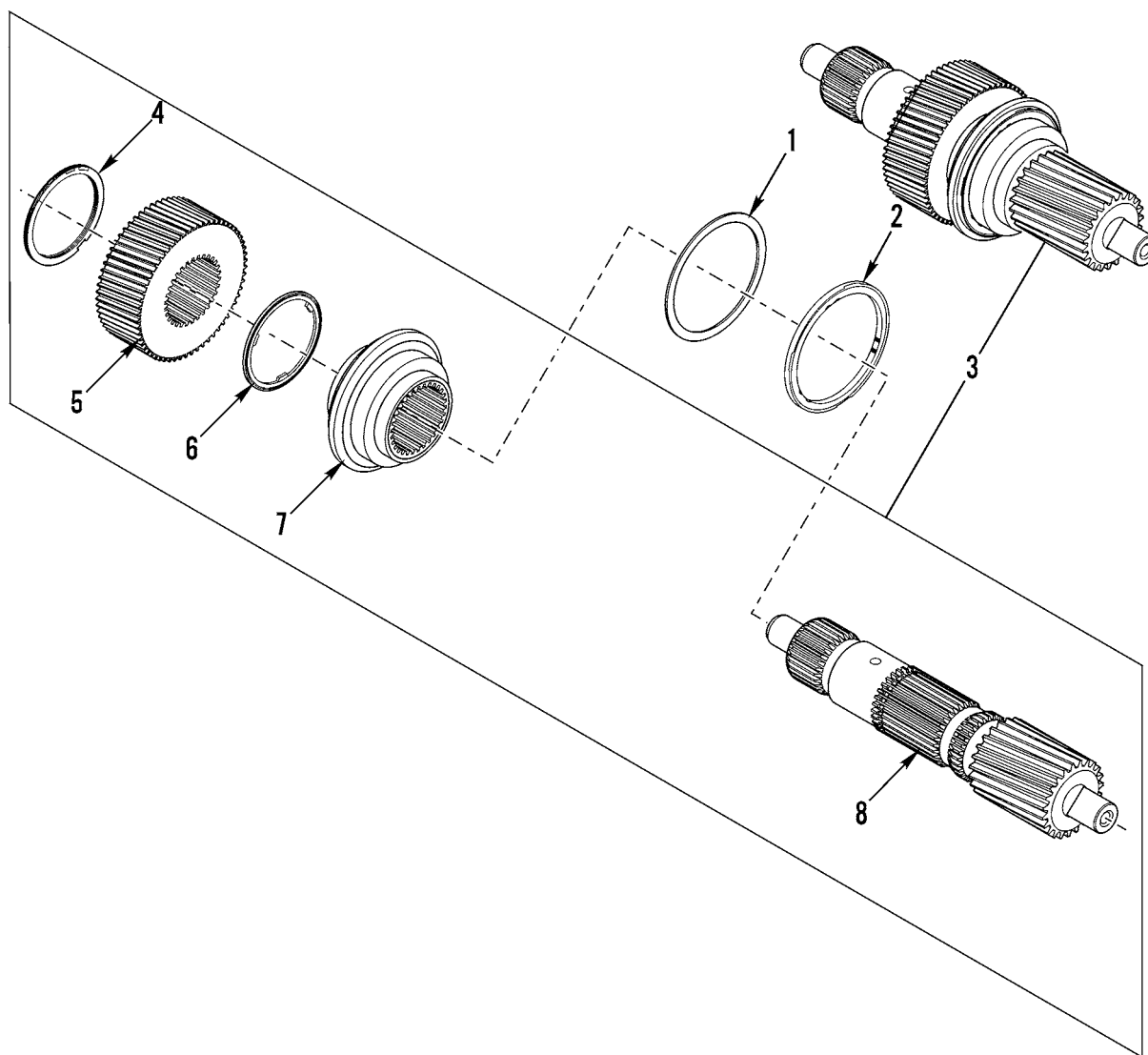
(1) ITEM NO	(2) SMR CODE	(3) NSN	(4) CAGEC	(5) PART NUMBER	(6) DESCRIPTION AND USABLE ON CODES (UOC)	(7) QTY
					GROUP 070 TRANSMISSION	
					FIG. 4 FILL TUBE	
1	PAOZZ	5340-01-499-9942	03533	A33F-71	BRACKET, MOUNTING	1
2	PAOZZ		03533	32-8529	BRACKET	2
3	PAOZZ		03533	56-150	CLAMP, LOOP	2
4	PAOZZ	5306-01-499-1706	03533	A24-39	BOLT, MACHINE	2
5	PAOZZ	5310-00-013-7718	72962	21NE064	NUT, SELF-LOCKING, HEX	2
6	PAOZZ	5310-01-499-2143	03533	362-22	WASHER, FLAT	2
7	PAFZZ	6680-01-499-9057	03533	A139J-190	GAGE, ROD, LIQUID LEVEL ASSEMBLY	1
8	XDOZZ		03533	031225	.GAGE, ROD, LIQUID LEVEL	1
9	XDFZZ		03533	092036-1	.TUBE, OIL FILLER	1
10	PAOZZ	2590-01-498-3966	73342	29511834	PARTS KIT, OIL FILLER UNIT	1
11	PAOZZ	5305-01-503-7531	03533	310-98	BOLT, MACHINE	1
12	PAOZZ	5310-01-503-5329	03533	219-243	NUT, PLAIN, EXTENDED WASHER HEXAGON .	1
13	PAOZZ	5340-01-499-9957	03533	33F-59	BRACKET, ANGLE	1
					END OF FIGURE	



Group 070, Figure 5. Transmission and Fifth Wheel Shifter Controls

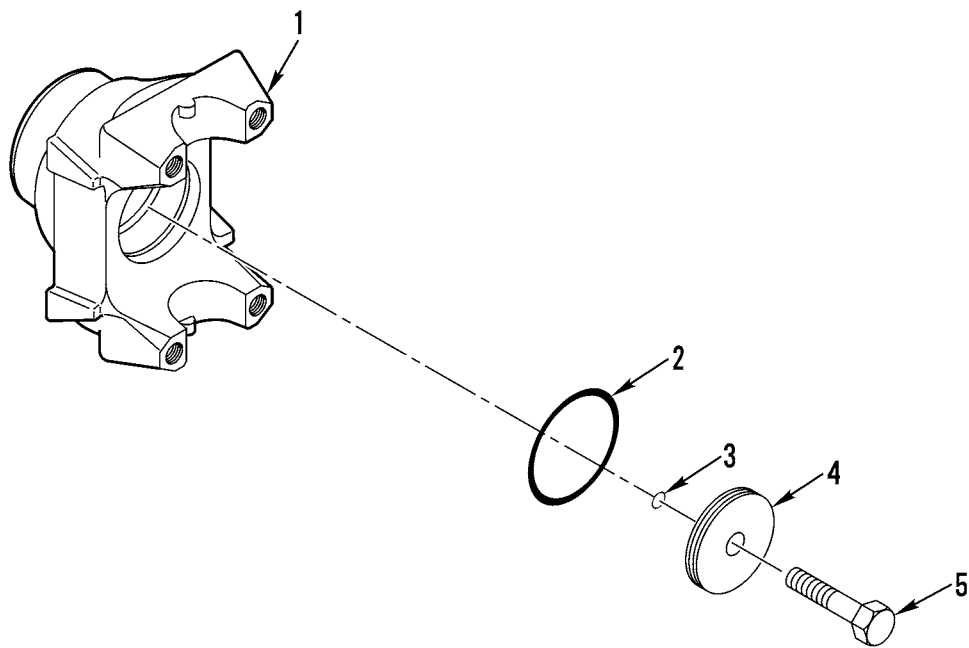
(1) ITEM NO	(2) SMR CODE	(3) NSN	(4) CAGEC	(5) PART NUMBER	(6) DESCRIPTION AND USABLE ON CODES (UOC)	(7) QTY
					GROUP 070 TRANSMISSION	
					FIG. 5 TRANSMISSION AND FIFTH WHEEL SHIFTER CONTROLS	
1	PAOZZ	3040-01-495-9546	03533	198-0320	LEVER,MANUAL CONTROL FIFTH WHEEL . LIFT	1
2	XDOZZ		03533	067113	.KNOB	1
3	XDOZZ		03533	A302006	.COVER,ACCESS	1
4	PAOZZ	5340-01-509-3807	03533	050133-297	..SCREW,MACHINE	4
5	PAOZZ	6240-00-013-1282	08805	GE53	.LAMP,INCANDESCENT	2
6	PAOZZ	3040-01-500-2009	73342	29529617	LEVER,MANUAL CONTROL TRANSMISSION .	1
7	XDOZZ		03533	241B-773	PANEL,INSTRUMENT SHIFT TOWER	1
8	PAOZZ	5305-01-499-1659	03533	310-121	SCREW,MACHINE	4
9	PAOZZ	5310-01-503-5356	03533	217F-9	NUT,PLAIN,HEXAGON	4
10	PAOZZ	5306-01-499-5689	03533	A310-87	BOLT,MACHINE	2
11	PAOZZ	5310-01-509-4785	03533	219-194	NUT,PLAIN,ASSEMBLED WASHER	6
12	PAOZZ	5305-01-500-1735	03533	A310-0063	SCREW,MACHINE	4
13	PAOZZ	5340-01-499-9813	03533	A056-0203	CLAMP,LOOP	3
14	PAOZZ	5305-01-499-1709	03533	278-0056	SCREW,TAPPING	3
15	PAOZZ	2530-01-496-4016	03533	A047-0239	CABLE AND CONDUIT ASSEMBLY FIFTH . WHEEL LIFT CONTROL	1
16	PAOZZ	2520-01-496-9263	03533	A048A-0152	CONTROL ASSEMBLY,TRANSMISSION	1
					REMOTE SPRING END KIT	
					END OF FIGURE	

(1) ITEM NO	(2) SMR CODE	(3) NSN	(4) CAGEC	(5) PART NUMBER	(6) DESCRIPTION AND USABLE ON CODES (UOC)	(7) QTY
GROUP 070 TRANSMISSION						
FIG. 6 MAIN HOUSING						
1	AHHHH		73342	29536667	CLUTCH ASSEMBLY, C3/C4	1
2	PAHZZ	5305-01-360-1136	73342	11505328	.SCREW,CAP,HEXAGON,M10 X 1.5 X 90 .	12
3	AHHHH		73342	29503106	.BACKPLATE ASSEMBLY,C3	1
4	PAHZZ	2520-01-360-6312	73342	29535006	..PRESSURE PLATE ASSE	1
5	PAHZZ	2520-01-360-6324	73342	29522720	..RING,DRIVE PLATE,TR	3
6	PAHZZ	5320-01-360-0925	73342	11506706	..RIVET,BLIND 3 OD X 6 MM	6
7	PAHZZ	3020-01-361-0636	73342	29503079	.GEAR,SPUR P1 RING	1
8	PAHZZ	2520-01-496-6109	73342	29536336	.PLATE,INTERMEDIATE,FRICITION CLUTCH	10
9	PAHZZ	2520-01-496-6518	73342	29536345	.PLATE,INTERMEDIATE,FRICITION CLUTCH	9
10	PAHZZ	5342-01-362-0046	73342	29505570	.RETURN SPRING ASSEMBLY	8
11	PAHZZ	2520-01-361-6433	73342	29501424	.PLATE,DAMPER,TRANSM	2
12	PAHZZ	2520-01-360-6328	73342	29537789	.RETAINER,CLUTCH PLATE,TRANSMISSION	2
13	PAHZZ	2520-01-496-6522	73342	29540483	.PISTON,CLUTCH SHAFT ASSEMBLY	2
14	AHHHH		73342	29503103	.HOUSING ASSEMBLY,C3 CLUTCH,	1
COMPLETE						
15	PAHZZ	5320-01-360-0925	73342	11506706	..RIVET,BLIND 3 OD X 6 MM	6
16	PAHZZ	2520-01-360-6324	73342	29522720	..RING,DRIVE PLATE,TR	3
17	PAHZZ	3040-01-360-6345	73342	29501449	..HOUSING,MECHANICAL,C3 CLUTCH	1
18	PAHZZ	3040-01-360-6019	73342	29501360	.HOUSING,MECHANICAL,C4	1
19	PAHZZ	5306-01-338-3981	21969	DIN933- M10X25-8.8- B3B	BOLT,MACHINE M10 X 1.5 X 25 MM	3
20	PAHZZ	5340-01-360-1067	73342	29507757	BRACKET,MOUNTING	3
21	PAHZZ	2520-01-361-0608	73342	29536861	HOUSING,TRANSMISSION	1
22	XDOZZ		73342	29533240	PLATE,IDENTIFICATION	1
23	XDOZZ		73342	9441999	RIVET	1
24	PAHZZ	5305-01-251-1626	7X677	12337902	SCREW,CAP,HEXAGON,H,	12
M10 X 1.5 X 35						
25	PAHZZ	2520-01-361-0596	73342	29536346	PLATE,INTERMEDIATE,FRICITION CLUTCH	8
26	PAHZZ	2520-01-360-6318	73342	29536337	PLATE,INTERMEDIATE,FRICITION CLUTCH	7
END OF FIGURE						



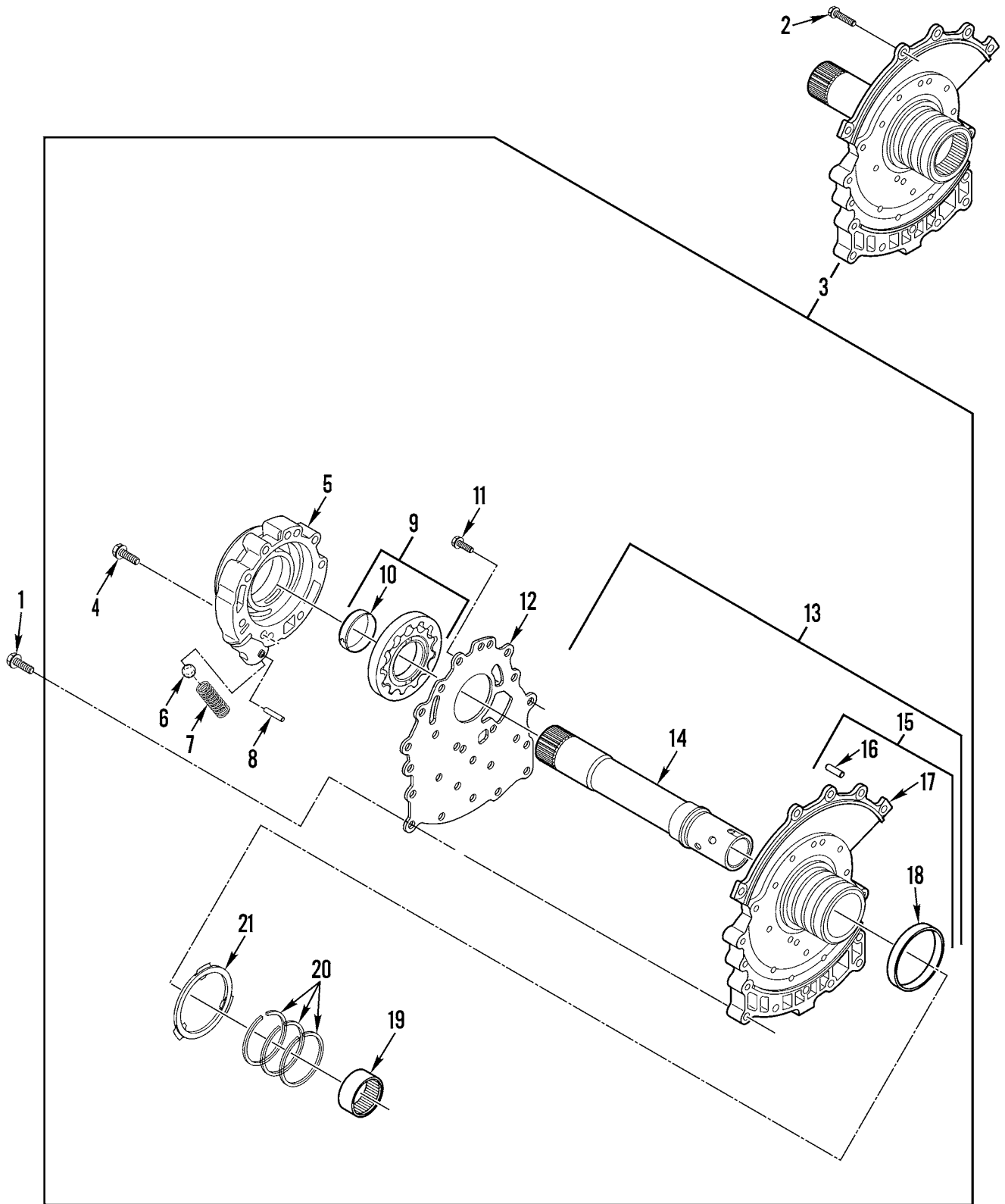
Group 070, Figure 7. Main Shaft

(1) ITEM NO	(2) SMR CODE	(3) NSN	(4) CAGEC	(5) PART NUMBER	(6) DESCRIPTION AND USABLE ON CODES (UOC)	(7) QTY
GROUP 070 TRANSMISSION						
FIG. 7 MAIN SHAFT						
1	AHHHH	5365-01-360-1039	73342	29503226	SPACER,RING 0.27 MM (0.01 INCH) ..	V
1	PAHZZ	5365-01-360-1038	73342	29503227	SPACER,RING 0.54 MM (0.02 INCH) ..	V
1	PAHZZ	5365-01-359-9403	73342	29503228	SPACER,RING 0.81 MM (0.03 INCH) ..	V
1	PAHZZ	5365-01-360-1037	73342	29503229	SPACER,RING 1.08 MM (0.04 INCH) ..	V
1	PAHZZ	5365-01-360-1040	73342	29503230	SPACER,RING 1.35 MM (0.05 INCH) ..	V
1	PAHZZ	5365-01-360-1041	73342	29503231	SPACER,RING 1.62 MM (0.06 INCH) ..	V
1	PAHZZ	5365-01-359-9404	73342	29503232	SPACER,RING 1.89 MM (0.07 INCH) ..	V
2	PAHZZ	3120-01-496-0185	73342	29503217	BEARING,WASHER,THRUST	1
3	AHHHH		73342	29501561	SHAFT,MAIN	1
4	PAHZZ	5325-01-496-0439	73342	29501567	.RING,RETAINING 43.47 MM ID	1
5	PAHZZ	3020-01-496-3075	73342	29501540	.GEAR,SECTOR CLUSTER	1
6	PAHZZ	3120-01-496-0180	73342	29500713	.BEARING,WASHER,THRUST	1
7	PAHZZ	3120-01-496-1232	73342	29505512	.BEARING,SLEEVE	1
8	PAHZZ	3040-01-497-0648	73342	29501543	.SHAFT,SHOULDERED	1
END OF FIGURE						



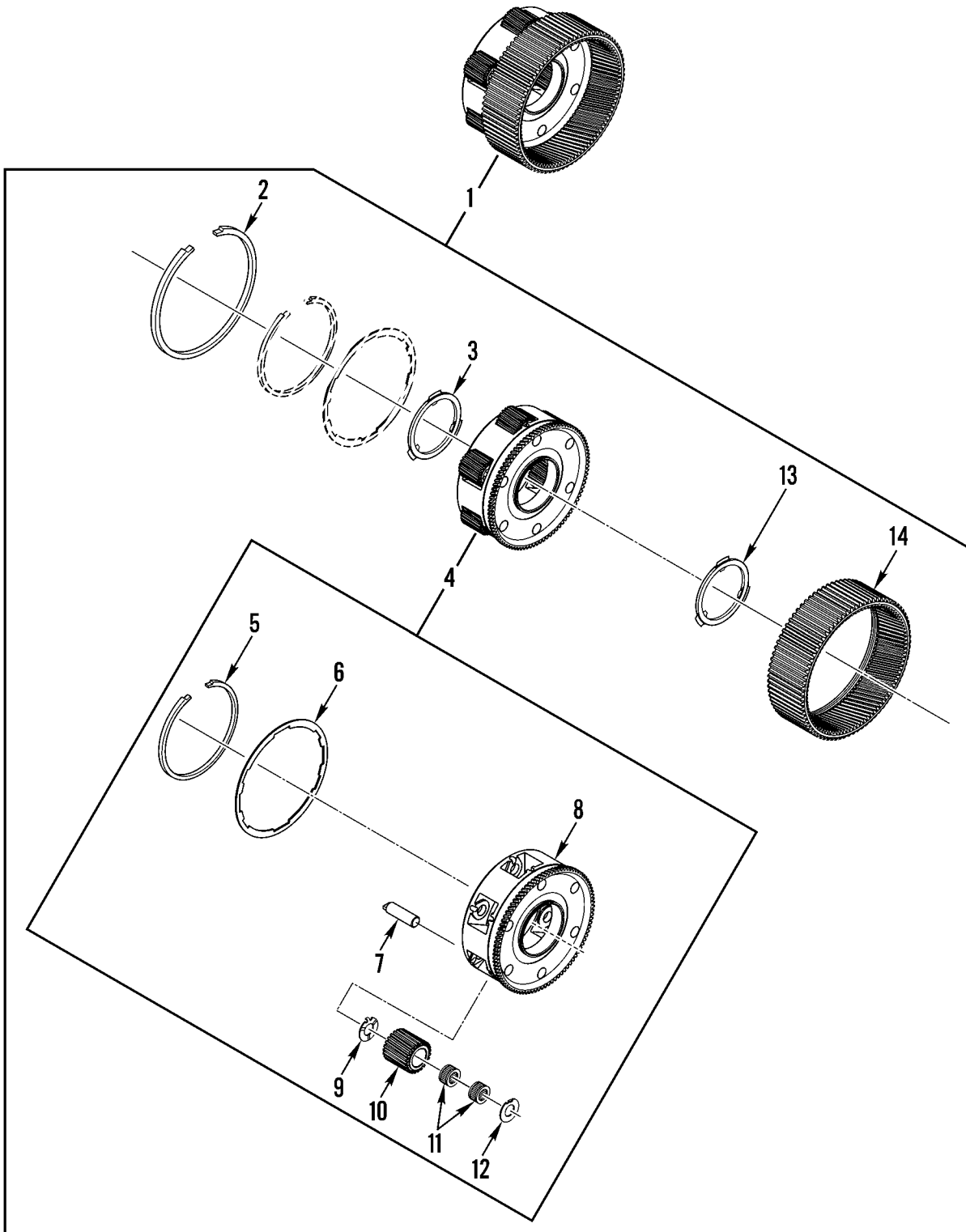
Group 070, Figure 8. Flange

(1) ITEM NO	(2) SMR CODE	(3) NSN	(4) CAGEC	(5) PART NUMBER	(6) DESCRIPTION AND USABLE ON CODES (UOC)	(7) QTY
					GROUP 070 TRANSMISSION	
					FIG. 8 FLANGE	
1	PAHZZ	2520-01-496-7587	73342	29516159	YOKE, UNIVERSAL JOINT, VEHICULAR 1710 HALF ROUND	1
2	PAHZZ	5331-01-461-0597	73342	29502439	O-RING 66.3 MM ID	1
3	PAHZZ	5331-01-478-7287	73342	29512875	O-RING 12.3 MM ID	1
4	PAHZZ	5340-01-480-7072	45152	8HB357	PLATE, RETAINING	1
5	PAHZZ	5306-01-478-6121	45152	8HB356	BOLT, MACHINE M14 X 2 X 70	1
					END OF FIGURE	



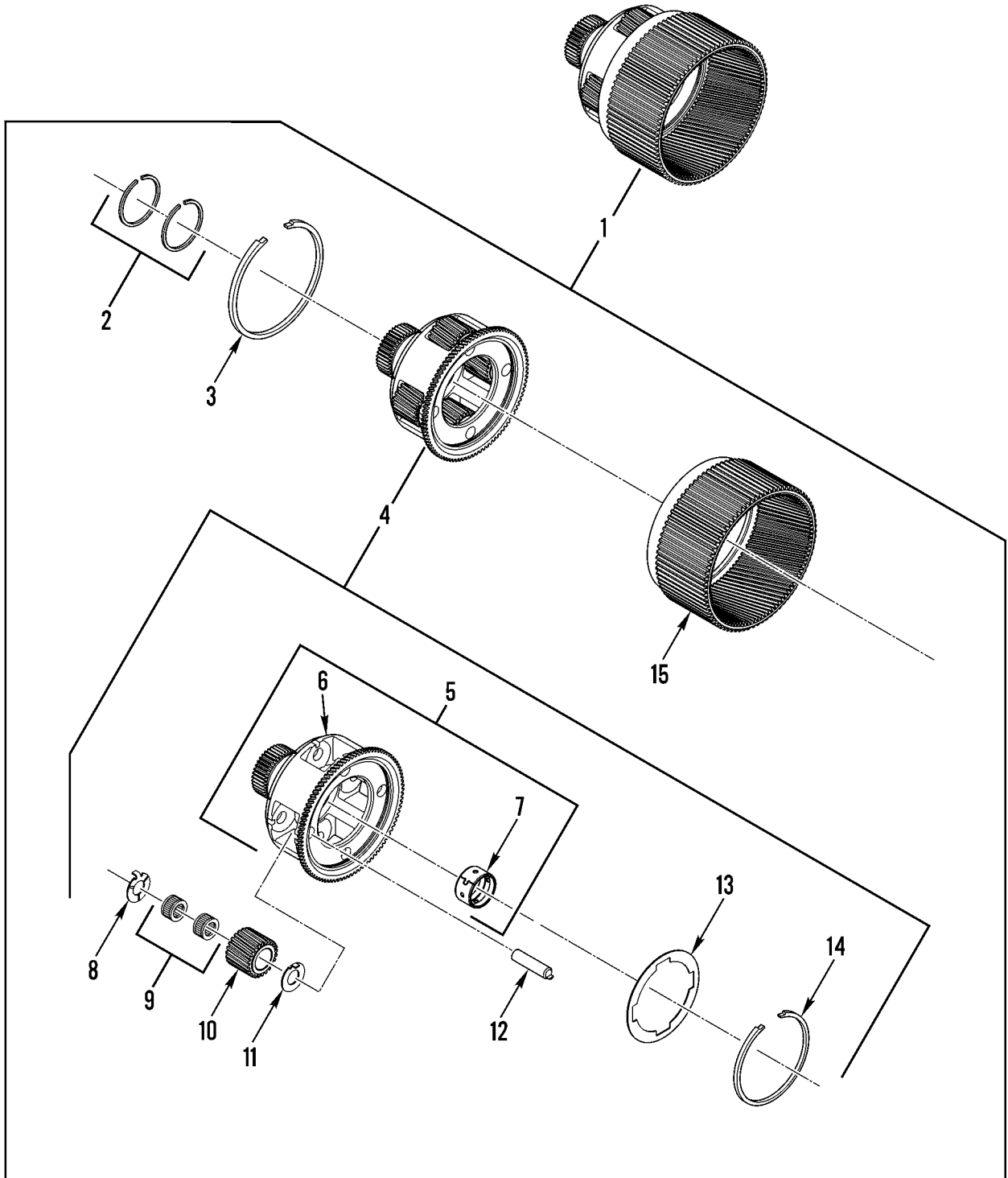
Group 070, Figure 9. Front Support and Oil Pump

(1) ITEM NO	(2) SMR CODE	(3) NSN	(4) CAGEC	(5) PART NUMBER	(6) DESCRIPTION AND USABLE ON CODES (UOC)	(7) QTY
GROUP 070 TRANSMISSION						
FIG. 9 FRONT SUPPORT AND OIL PUMP						
1	PAHZZ	5305-01-478-6277	73342	11501822	SCREW,CAP,HEXAGON H M10 X 1.5 X 65	6
2	PAHZZ	5305-01-251-1626	7X677	12337902	SCREW,CAP,HEXAGON H M10 X 1.5 X 35	5
3	AHHHH		73342	29516008	SUPPORT,FRONT	1
4	PAHZZ	5305-01-478-6277	73342	11501822	.SCREW,CAP,HEXAGON H M10 X 1.5 X 65	8
5	PAHZZ	3040-01-439-5484	73342	29514801	.HOUSING,MECHANICAL	1
6	PAHZZ	3110-00-100-6170	24617	145651	.BALL,BEARING 0.750 INCH	1
7	PAHZZ	5360-01-453-2343	73342	29507709	.SPRING,HELICAL,COMP 11.48 ID X ... 53.20 MM	1
8	PAHZZ	5315-01-453-6936	73342	29516030	.PIN,STRAIGHT,HEADLE	1
9	PAHZZ	4320-01-439-8329	73342	29523725	.GEAR ROTOR SET,ROTA	1
10	PAHZZ	3120-01-439-9133	73342	29524335	..BUSHING,SLEEVE	1
11	PAHZZ	5306-01-338-3981	21969	DIN933- M10X25-8.8- B3B	.BOLT,MACHINE M10 X 1.5 X 25	10
12	PAHZZ	4320-01-360-7970	73342	29505905	.PLATE,WEAR,ROTARY P	1
13	AHHHH		73342	29516487	.SUPPORT,FRONT	1
14	PAHZZ	2520-01-439-8297	73342	29516486	..SLEEVE,TRANSMISSION	1
15	PAHHH	3040-01-478-6446	73342	29503294	..BRACKET,EYE,NON ROTA	1
16	PAHZZ	5315-01-360-5913	73342	29501135	...PIN,STRAIGHT,HEAD 10 X 32 MM ...	2
17	PAHZZ	3040-01-361-2504	73342	29505904	...BRACKET,EYE,ROTATIN	1
18	PAHZZ	5365-01-359-9402	73342	23045812	...SPACER,RING	1
19	PAHZZ	3110-01-360-7503	73342	23045816	.BEARING,ROLLER,NEED	1
20	PAHZZ	5330-01-496-4771	73342	29538448	.PARTS KIT,SEAL KIT CONTAINS THREE 29521240 SEAL RINGS	1
21	PAHZZ	3110-01-360-7490	73342	23047834	.BEARING BALL,THRUST	1
END OF FIGURE						



Group 070, Figure 10. P1 Planetary

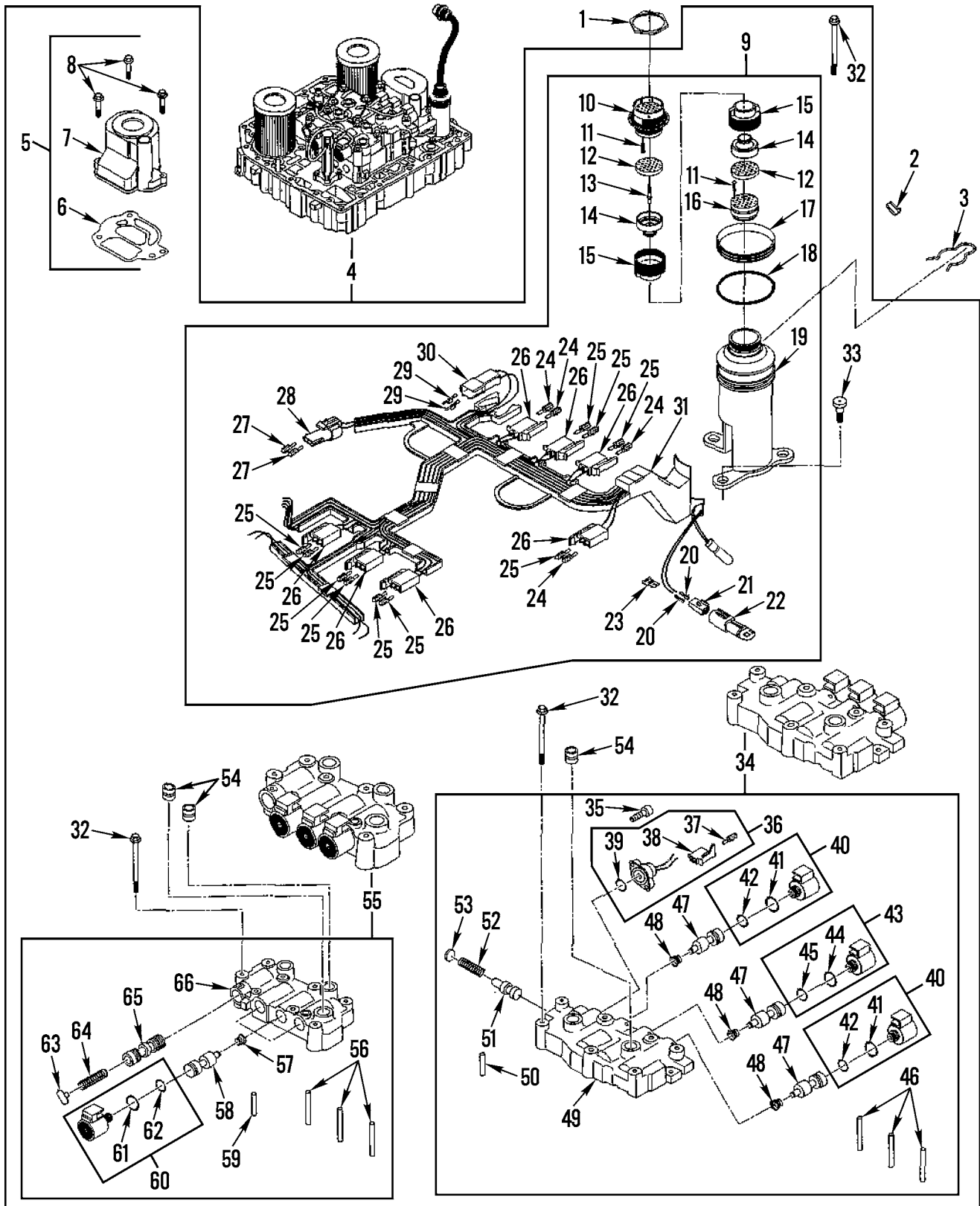
(1) ITEM NO	(2) SMR CODE	(3) NSN	(4) CAGEC	(5) PART NUMBER	(6) DESCRIPTION AND USABLE ON CODES (UOC)	(7) QTY
					GROUP 070 TRANSMISSION	
					FIG. 10 P1 PLANETARY	
1	AHHHH		73342	29530467	PLANETARY,P1	1
2	PAHZZ	5325-01-359-9359	73342	29500699	.RING,RETAINING 190.2 MM OD	1
3	PAHZZ	3120-01-360-7540	73342	23047854	.BEARING,WASHER,THRU	1
4	AHHHH		73342	29530468	.CARRIER ASSEMBLY P1 PLANETARY	1
5	PAHZZ	5325-01-359-9360	73342	29500689	..RING,RETAINING 159.2 MM OD	1
6	PAHZZ	5325-01-496-0440	73342	29537939	..RING,RETAINING	1
7	PAHZZ	3040-01-360-6524	73342	29537931	..SPINDLE,MECHANICALLY ACTUATED ...	6
8	PAHZZ	3010-01-360-6338	73342	29537922	..CARRIER,GEAR ASSEMBLY	1
9	PAHZZ	3120-01-360-7541	73342	29502040	..BEARING,WASHER,THRU	6
10	PAHZZ	3020-01-361-0576	73342	29500573	..GEAR SET,HELICAL,MA	1
					SET CONTAINS SIX 29501461 GEARS	
11	PAHZZ	3110-01-360-7504	73342	29503397	..BEARING,ROLLER,NEED	12
12	PAHZZ	3120-01-360-7541	73342	29502040	..BEARING,WASHER,THRU	6
13	PAHZZ	3120-01-360-7540	73342	23047854	.BEARING,WASHER,THRU	1
14	PAHZZ	3020-01-360-6386	73342	29503066	.GEAR,INTERNAL	1
					END OF FIGURE	



V04223

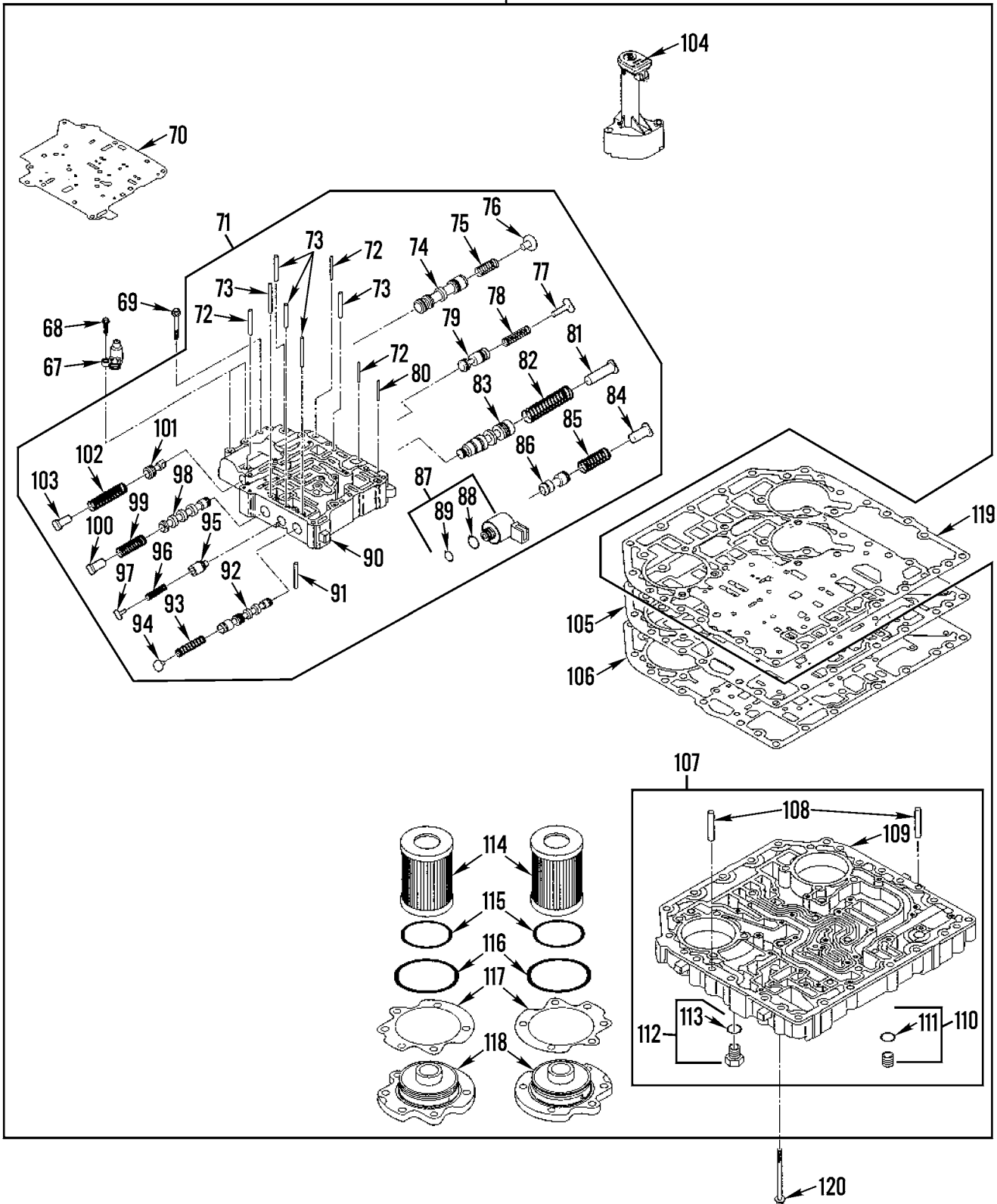
Group 070, Figure 11. P2 Planetary

(1) ITEM NO	(2) SMR CODE	(3) NSN	(4) CAGEC	(5) PART NUMBER	(6) DESCRIPTION AND USABLE ON CODES (UOC)	(7) QTY
GROUP 070 TRANSMISSION						
FIG. 11 P2 PLANETARY						
1	AHHHH		73342	29530463	PLANETARY,P2	1
2	PAHZZ	5330-01-388-1576	73342	29503974	.PARTS KIT,SEAL REPL	1
3	PAHZZ	5325-01-359-9359	73342	29500699	.RING,RETAINING 190.2 MM OD	1
4	AHHHH		73342	29530464	.CARRIER ASSEMBLY,P2 PLANETARY	1
5	PAHHH	2835-01-496-0192	73342	29537937	..CARRIER,PLANETARY REDUCTION GEAR,NON	1
6	PAHZZ		73342	29537924	...CARRIER,PLANETARY REDUCTION GEAR,NON	1
7	PAHZZ	3120-01-485-7973	73342	29531004	...BUSHING 43.104 MM ID	1
8	PAHZZ	3120-01-496-0168	73342	29502038	..BEARING,WASHER,THRUST	4
9	PAHZZ	3110-01-496-1572	73342	29516806	..ROLLER SET,BEARING	8
10	PAHZZ	3020-01-496-3095	73342	29502832	..GEAR SET,BEVEL,MATCHED	1
SET CONTAINS FOUR 29503245 GEARS						
11	PAHZZ	3120-01-496-0168	73342	29502038	..BEARING,WASHER,THRUST	4
12	PAHZZ	3040-01-496-3673	73342	29537933	..SPINDLE,MECHANICALLY ACTUATED ...	4
13	PAHZZ	5365-01-496-0854	73342	29537940	..RING,LOCK,KEYED	1
14	PAHZZ	5325-01-359-9360	73342	29500689	..RING,RETAINING 159.2 MM OD	1
15	PAHZZ	3020-01-360-6384	73342	29503067	.GEAR,INTERNAL,P3 PLANETARY	1
END OF FIGURE						



Group 070, Figure 12. Control Valve (1 of 2)

4 (Cont'd)



Group 070, Figure 12. Control Valve (2 of 2)

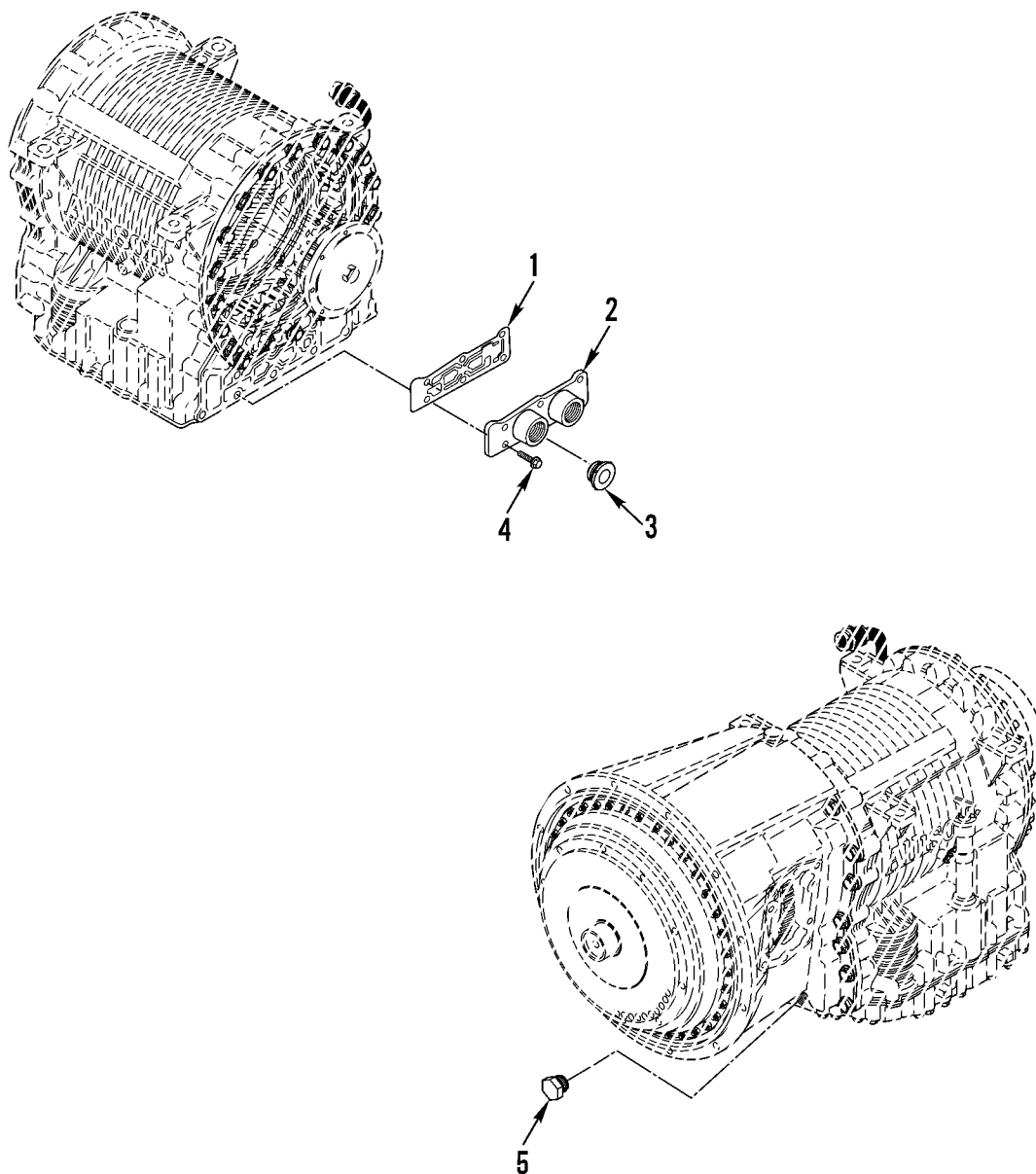
(1) ITEM NO	(2) SMR CODE	(3) NSN	(4) CAGEC	(5) PART NUMBER	(6) DESCRIPTION AND USABLE ON CODES (UOC)	(7) QTY
GROUP 070 TRANSMISSION						
FIG. 12 P2 CONTROL VALVE						
1	PAHZZ	5310-01-476-5134	73342	29527000	NUT, PLAIN, HEXAGON	1
2	PAHZZ	5975-01-496-3368	73342	29519134	STRAP, TIEDOWN, ELECTRICAL	1
COMPONENTS						
3	PAHZZ	5340-01-478-4881	73342	29516329	CLIP, RETAINING	1
4	PAHZZ	2520-01-496-5946	73342	29536670	CONTROL ASSEMBLY, TRANSMISSION	1
5	PAHZZ	4330-01-496-2970	73342	29537067	. PARTS KIT, FLUID PRESSURE FILTER	1
6	PAHZZ	5330-01-478-3393	73342	29537066	. . GASKET	1
7	PAHZZ	4730-01-478-5978	73342	29536860	. . STRAINER, SUCTION	1
8	PAHZZ	5306-01-496-0694	73342	11515316	. . BOLT, MACHINE	3
9	PAHHH	6150-01-496-2651	73342	29536463	. WIRING HARNESS, BRANCHED	1
10	PAHZZ	5935-01-459-9847	73342	29511368	. . CONNECTOR, RECEPTACLE	1
11	PAHZZ	5340-01-497-0666	73342	29511371	. . PLUG, ASSEMBLY, SEALING	AR
12	PAHZZ	5935-01-459-9907	73342	29514043	. . INSERT, ELECTRICAL	2
13	PAHZZ	5999-01-482-1601	73342	29511369	. . CONTACT, ELECTRICAL	AR
14	PAHZZ	5935-01-459-9848	73342	29514042	. . ADAPTER, CABLE CLAMP	2
15	PAHZZ	5935-01-459-9908	73342	29514041	. . SHELL, ELECTRICAL	2
16	PAHZZ	5325-01-476-3961	73342	29524005	. . GROMMET, NONMETALLIC	1
17	PAHZZ	5330-01-461-0588	73342	29520396	. . SEAL, PLAIN	1
18	PAHZZ	5331-01-460-1190	73342	12092195	. . O-RING	1
19	PAHZZ	5340-01-497-0575	73342	29516327	. . STANDOFF, PLAIN, SNAP-IN	1
20	PAHZZ	5340-01-497-0673	73342	12047767	. . CLIP, RETAINING	1
21	PAHZZ	5935-01-496-3027	73342	12047662	. . CONNECTOR, PLUG, ELECTRICAL	1
22	PAHZZ	5905-01-477-2349	73342	12129691	. . SENSOR, TEMPERATURE	1
23	PAHZZ	5340-01-497-0671	73342	12047664	. . CLIP, RETAINING	1
24	PAHZZ	5999-01-476-8822	77060	12124618	. . CONTACT, ELECTRICAL	10
25	PAHZZ	5940-01-461-2236	73342	12124639	. . TERMINAL, LUG	4
26	PAHZZ	5935-01-459-9845	73342	12092420	. . CONNECTOR, RECEPTACLE, ELECTRICAL	1
27	PAHZZ	5940-01-373-5399	73342	12110236	. . TERMINAL, LUG	2
28	PAHZZ	5935-01-476-8821	77060	12162723	. . CONNECTOR, PLUG, ELECTRICAL	1
29	PAHZZ	5940-01-461-2235	73342	12066337	. . TERMINAL, LUG	2
30	PAHZZ	5935-01-460-2344	73342	12110139	. . CONNECTOR, RECEPTACL	1
31	PAHZZ	5975-01-496-3973	73342	29529973	. . PROTECTOR, ELECTRICAL CABLE	1
ASSEMBLY						
32	PAHZZ	5306-01-359-9429	73342	11515310	. BOLT, MACHINE	15
33	PAHZZ	5306-01-478-6261	73342	29515393	. BOLT, SHOULDER	3
34	PAHHH	4820-01-496-2958	73342	29537339	. BODY, VALVE	1
35	PAHZZ	5305-01-475-4853	73342	29535575	. . SCREW, CAP, SOCKET HE	2
36	PAHZZ	5930-01-360-5002	73342	29506484	. . SWITCH, PRESSURE	1

(1) ITEM NO	(2) SMR CODE	(3) NSN	(4) CAGEC	(5) PART NUMBER	(6) DESCRIPTION AND USABLE ON CODES (UOC)	(7) QTY
37	PAHZZ	5940-01-461-2236	73342	12124639	...TERMINAL, LUG	2
38	PAHZZ	5935-01-459-9845	73342	12092420	...CONNECTOR, RECEPTACL	1
39	PAHZZ	5331-01-388-1528	73342	29501439	...O-RING	1
40	PAHZZ	5945-01-360-5162	73342	29536722	..SOLENOID, ELECTRICAL	2
41	PAHZZ	5331-01-360-6017	73342	29503383	...O-RING	2
42	PAHZZ	5331-01-360-6013	73342	29503382	...O-RING	2
43	PAHHH	5945-01-360-5161	73342	29537371	..SOLENOID, ELECTRICAL	1
44	PAHZZ	5331-01-475-8687	73342	23016455	...O-RING	1
45	PAHZZ	5331-01-360-6016	73342	23014057	...O-RING	1
46	PAHZZ	5315-01-360-6729	73342	29511647	..PIN, STRAIGHT, HEADLESS	3
47	PAHZZ	4810-01-360-4314	73342	29507464	..VALVE, SOLENOID REGU	3
48	PAHZZ	5360-01-359-7944	73342	29502195	..SPRING, HELICAL, COMP	3
49	PAHZZ	4820-01-360-2421	73342	29507432	..BODY, VALVE	1
50	PAHZZ	5315-01-360-4771	73342	23049372	..PIN, SPRING	1
51	PAHZZ	4820-01-461-0599	73342	29507459	..VALVE, A/R	1
52	PAHZZ	5360-01-460-1139	73342	29507455	..SPRING, HELICAL, COMP	1
53	PAHZZ	4820-01-460-0245	73342	29507457	..STOP, VALVE	1
54	PAHZZ	5330-01-360-6006	73342	23046376	..SEAL, NONMETALLIC RO	4
55	PAHHH	4820-01-496-2936	73342	29507426	..BODY, VALVE	1
56	PAHZZ	5315-01-360-6729	73342	29511647	..PIN, RETENTION	3
57	PAHZZ	5360-01-359-7944	73342	29502195	..SPRING, HELICAL, COMP	3
58	PAHZZ	4810-01-360-4314	73342	29507464	..VALVE, SOLENOID REGU	3
59	PAHZZ	5315-01-360-4771	73342	23049372	..PIN, SPRING	1
60	PAHHH	5945-01-360-5161	73342	29537371	..SOLENOID, ELECTRICAL	3
61	PAHZZ	5331-01-360-6016	73342	23014057	...O-RING	1
62	PAHZZ	5331-01-475-8687	73342	23016455	...O-RING	1
63	PAHZZ	5340-01-359-8849	73342	23049343	..STOP, MECHANICAL	1
64	PAHZZ	5360-01-359-7945	73342	23049332	..SPRING, HELICAL, COMP	1
65	PAHZZ	4820-01-360-2354	73342	23049321	..VALVE, RESTRICTOR CH	1
66	PAHZZ	4810-01-360-4433	73342	29507433	..BODY, VALVE	1
67	PAHZZ	6695-01-370-8679	73342	29503531	..TRANSDUCER, MOTIONAL	1
68	PAHZZ	5305-01-359-8003	73342	11515315	..SCREW, CAP, HEXAGON H	2
69	PAHZZ	5306-01-281-0554	18876	13142983-22/ 11	..BOLT, MACHINE	2
70	PAHZZ	5365-01-478-7269	73342	29507448	..SPACER, SPECIAL SHAP	1
71	AHHHH		73342	29507479	..BODY ASSEMBLY, VALVE	1
72	PAHZZ	5340-01-360-7812	73342	29500822	..ROD, STRAIGHT, HEADLE	3
73	PAHZZ	5340-01-360-5983	73342	23049345	..ROD, STRAIGHT, HEADLE	5
74	PAHZZ	4820-01-360-2355	73342	23049315	..VALVE, RESTTRICTOR CH	1

(1)	(2)	(3)	(4)	(5)	(6)	(7)
ITEM	SMR			PART		
NO	CODE	NSN	CAGEC	NUMBER	DESCRIPTION AND USABLE ON CODES (UOC)	QTY
75	PAHZZ	4360-01-359-7946	73342	23049326	..SPRING,HELICAL,COMP	1
76	PAHZZ	5340-01-359-8850	73342	23049337	..STOP,MECHANICAL	1
77	PAHZZ	5340-01-359-8851	73342	23049338	..STOP,MECHANICAL	1
78	PAHZZ	5360-01-359-7947	73342	23049327	..SPRING,HELICAL,COMP	1
79	PAHZZ	4820-01-360-6160	73342	23049316	..VALVE,RESTRICTOR CH	1
80	PAHZZ	5340-01-360-5984	73342	29500823	..ROD,STRAIGHT,HEADLE	1
81	PAHZZ	5340-01-359-8852	73342	29503663	..STOP,MECHANICAL	1
82	PAHZZ	5360-01-359-7948	73342	29500963	..SPRING,HELICAL,COMP	1
83	PAHZZ	4820-01-361-1924	73342	23049312	..VALVE,RESTRICTOR CH	1
84	PAHZZ	5340-01-359-8853	73342	29503674	..STOP,MECHANICAL	1
85	PAHZZ	5360-01-359-7949	73342	23049325	..SPRING,HELICAL,COMP	1
86	PAHZZ	4820-01-360-9095	73342	29503673	..VALVE,RESTRICTOR CH	1
87	PAHZZ	5945-01-360-5163	73342	29537369	..SOLENOID ASSEMBLY	1
88	PAHZZ	5331-01-474-9719	73342	29503384	...O-RING	1
89	PAHZZ	5331-01-360-6013	73342	29503382	...O-RING	1
90	PAHZZ	4820-01-496-2883	73342	29507430	..BODY,VALVE	1
91	PAHZZ	5315-01-360-4772	73342	11513011	..PIN,SPRING	1
92	PAHZZ	4820-01-461-0598	73342	29507460	..SLIDE,DIRECTIONAL C	1
93	PAHZZ	5360-01-359-7950	73342	29501071	..SPRING,HELICAL,COMP	1
94	PAHZZ	5340-01-359-9416	73342	23049341	..STOP,MECHANICAL	1
95	PAHZZ	4820-01-360-6161	73342	23049320	..VALVE,RESTRICTOR CH	1
96	PAHZZ	5360-01-359-7951	73342	23049391	..SPRING,HELICAL,COMP	1
97	PAHZZ	5340-01-360-1075	73342	23049342	..STOP,MECHANICAL	1
98	PAHZZ	4820-01-360-6162	73342	23049318	..VALVE,RESTRICTOR CH	1
99	PAHZZ	5360-01-359-7952	73342	6885065	..SPRING,HELICAL,COMP	1
100	PAHZZ	5340-01-359-8854	73342	23049340	..STOP,MECHANICAL	1
101	PAHZZ	4820-01-360-4408	73342	29507462	..SLIDE,DIRECTIONAL C	1
102	PAHZZ	5360-01-460-1141	73342	29507456	..SPRING,HELICAL,COMP	1
103	PAHZZ	5340-01-480-7620	73342	29535946	..STOP,MECHANICAL	1
104	PAHZZ	6680-01-496-2181	73342	29536584	.TRANSMITTER,LIQUID QUANTITY	1
105	PAHZZ	5340-01-496-6460	73342	29535231	.PLATE,MOUNTING	1
106	PAHZZ	5330-01-439-8823	73342	29535230	.GASKET	1
107	AHHHH		73342	29524438	.PLATE ASSEMBLY,CHAN	1
108	PAHZZ	5315-01-360-5914	73342	23046354	..PIN,STRAIGHT,HEADLE	2
109	PAHZZ	5340-01-497-0674	73342	29524442	..PLATE,MOUNTING	1
110	PAOZZ	5365-01-360-0937	73342	29534362	..PLUG,MACHINE THREAD	1
111	KFOZZ	5331-01-361-0235	73342	23019664	...O-RING PART OF KIT P/N 29540494	1
112	PAHZZ	5365-01-359-9336	73342	29500034	..PLUG,MACHINE THREAD	8
113	PAHZZ	5331-01-424-6629	73342	23043446	...O-RING	1

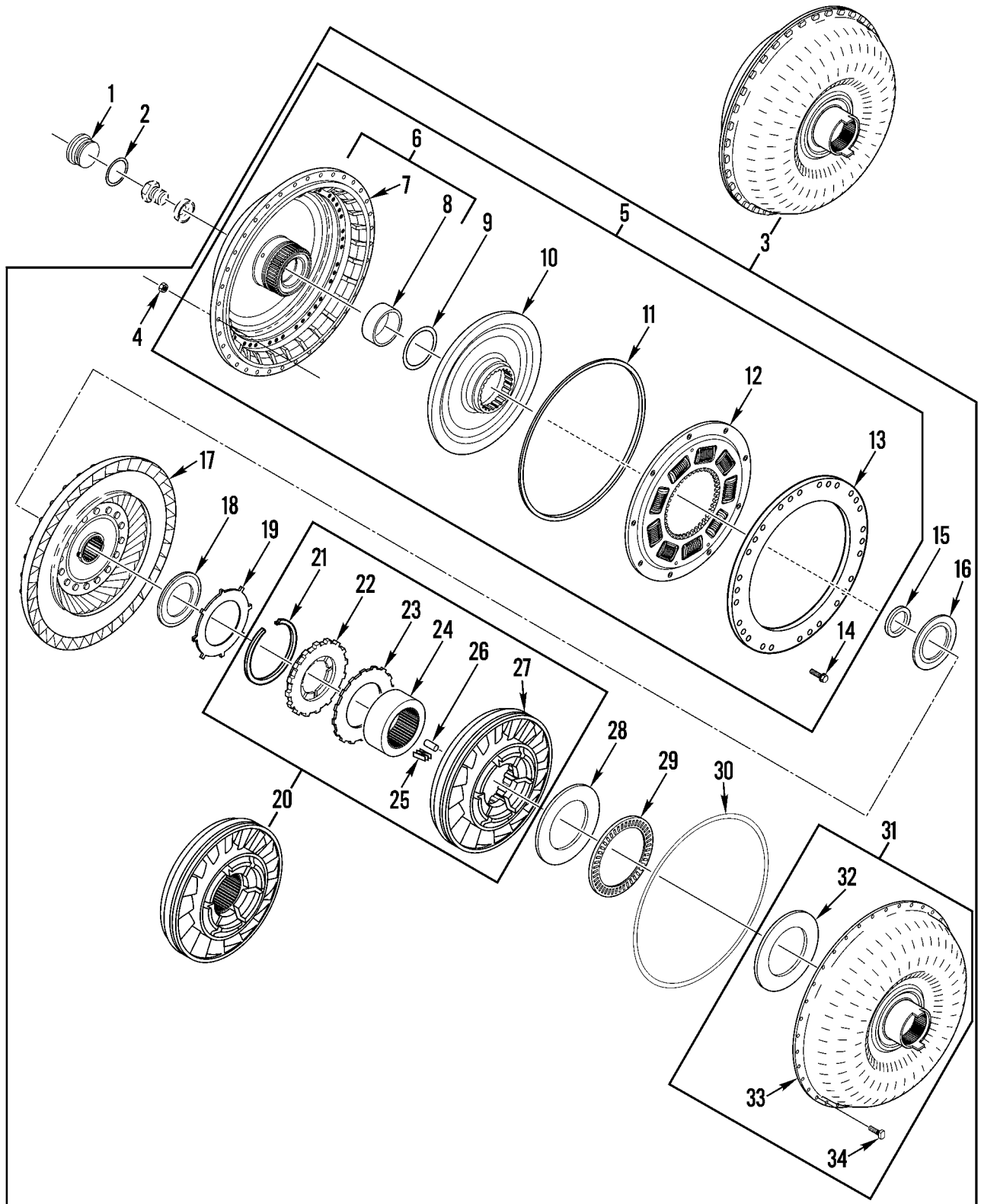
(1) ITEM NO	(2) SMR CODE	(3) NSN	(4) CAGEC	(5) PART NUMBER	(6) DESCRIPTION AND USABLE ON CODES (UOC)	(7) QTY
114	KFOZZ	2910-01-431-1324	73342	29509723	.FILTER,FLUID PART OF KIT P/N 29540494	2
115	KFOZZ	5331-01-360-7725	73342	29507437	.O-RING PART OF KIT P/N 29540494 ..	2
116	KFOZZ	5331-01-439-6677	73342	29524448	.O-RING PART OF KIT P/N 29540494 ..	2
117	KFOZZ	5330-01-440-8651	73342	29524449	.GASKET PART OF KIT P/N 29540494 ..	2
118	PAOZZ	5340-01-443-0317	73342	29524447	.COVER,ACCESS	2
119	PAHZZ	5330-01-360-9035	73342	29503283	GASKET	1
120	PAOZZ	5305-01-359-9445	73342	11515469	SCREW,CAP,HEXAGON H	25

END OF FIGURE



Group 070, Figure 13. Oil Cooler

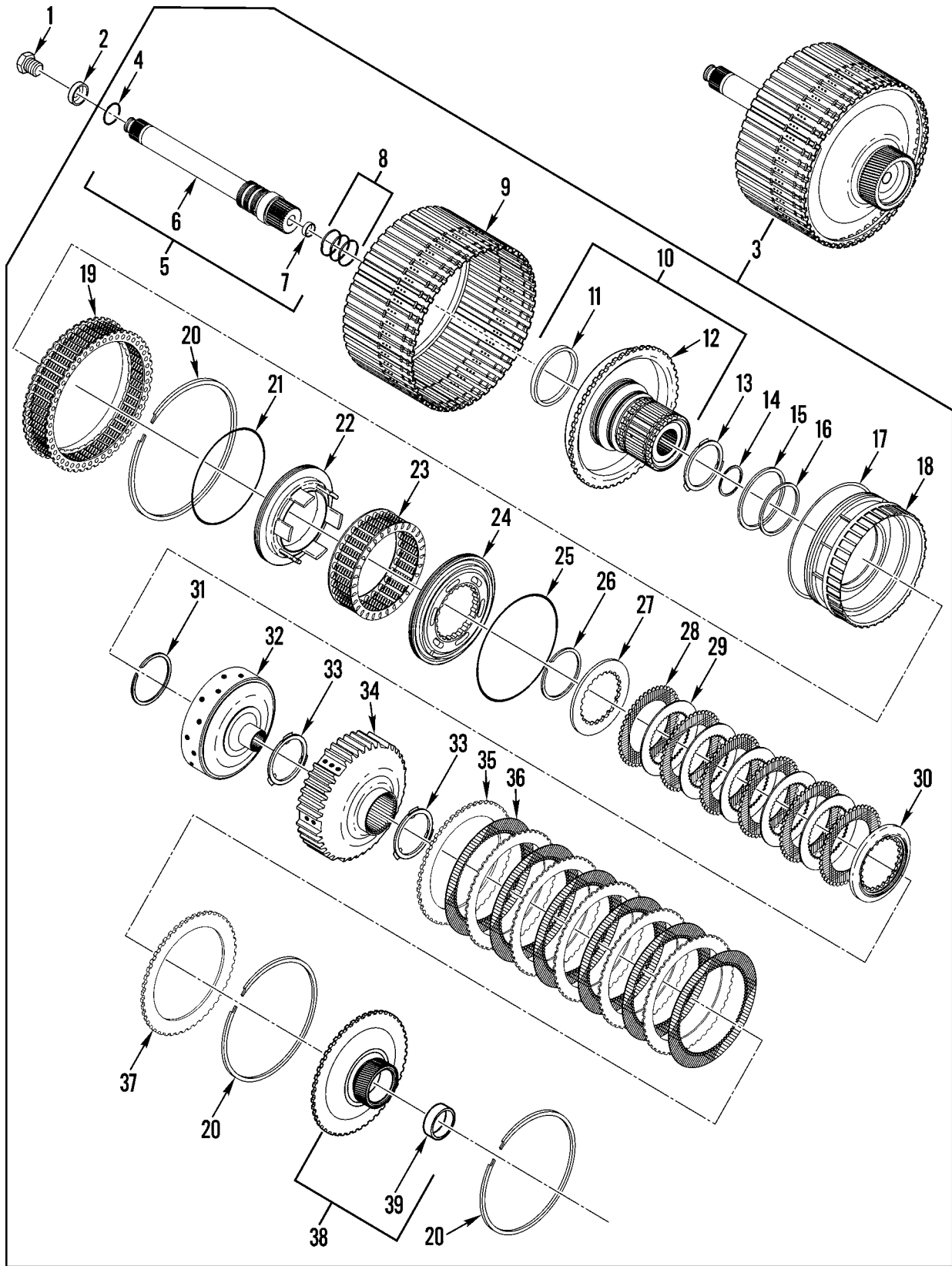
(1) ITEM NO	(2) SMR CODE	(3) NSN	(4) CAGEC	(5) PART NUMBER	(6) DESCRIPTION AND USABLE ON CODES (UOC)	(7) QTY
					GROUP 070 TRANSMISSION	
					FIG. 13 OIL COOLER	
1	PAHZZ	5330-01-461-0587	73342	29503547	GASKET	1
2	PAHZZ	2930-01-496-9512	73342	29503546	MANIFOLD, FLUID COOLER	1
3	PAHZZ	5340-01-497-0675	73342	29519131	PLUG ASSEMBLY, SEALING	6
4	PAHZZ	5305-01-251-1626	7X677	12337902	SCREW, CAP, HEXAGON H	2
5	PAHZZ	5365-01-496-0190	73342	29507796	PLUG, MACHINE THREAD	2
					END OF FIGURE	



Group 070, Figure 14. Torque Converter

(1) ITEM NO	(2) SMR CODE	(3) NSN	(4) CAGEC	(5) PART NUMBER	(6) DESCRIPTION AND USABLE ON CODES (UOC) GROUP 070 TRANSMISSION FIG. 14 TORQUE CONVERTER	(7) QTY
1	PAHZZ	5340-01-484-1308	73342	29535881	PLUG, CONVERTER END	1
2	PAHZZ	5330-01-361-9785	73342	29503208	RETAINING, PACKING	1
3	AHHHH		73342	29535591	TORQUE CONVERTER	1
4	PAHZZ	5310-01-481-7242	73342	29501339	.NUT	36
5	AHHHH		73342	29514802	.COVER ASSEMBLY	1
6	PAHHH	2590-01-439-5730	73342	29535595	..HOUSING, HYDRAULIC, G	1
7	XAHZZ		73342	29537726	...COVER	1
8	PAHZZ	3120-01-360-7534	73342	29503196	...BUSHING, SLEEVE	1
9	PAHZZ	5310-01-359-8839	73342	29503197	..WASHER, SEAL	1
10	PAHZZ	2520-01-360-6353	73342	29500939	..SHAFT, AND CLUTCH HA	1
11	PAHZZ	2835-01-360-1757	63005	23046868	..SEAL, METALLIC, NONAI	1
12	PAHZZ	2520-01-465-7510	73342	29530092	..DISK, CLUTCH, VEHICUL	1
13	PAHZZ	2520-01-361-1090	73342	29514804	..BACKING PLATE, LOCKU	1
14	PAHZZ	5305-01-439-6427	73342	29514805	..SCREW, CAP, HEXAGON H	30
15	PAHZZ	5310-01-359-8810	73342	29500025	.WASHER, SEAL	1
16	PAHZZ	5310-01-360-1064	73342	23046228	.WASHER, SEAL	1
17	PAHZZ	4320-01-360-9332	73342	29503979	.TURBINE ASSEMBLY, TO	1
18	PAHZZ	3120-01-360-7543	73342	29500768	.BEARING, WASHER, THRU	1
19	PAHZZ	5310-01-359-8841	73342	29505617	.WASHER, SEAL	1
20	AHHHH		73342	29506447	.STATOR ASSEMBLY	1
21	PAHZZ	5325-01-360-0958	73342	29503239	..RING, RETAINING	1
22	PAHZZ	2805-01-360-6327	73342	29503980	..PLATE ASSEMBLY, THRU	1
23	PAHZZ	5310-01-360-1065	73342	29500066	..WASHER, SEAL	1
24	PAHZZ	3120-01-361-5297	73342	29500068	..BEARING, SLEEVE	1
25	PAHZZ	5360-01-360-2023	73342	29500064	..SPRING, FLAT	13
26	PAHZZ	3110-01-360-7501	73342	29500063	..ROLLER, BEARING	13
27	PAHZZ	2520-01-389-0301	73342	29506446	..CLUTCH, POSITIVE	1
28	PAHZZ	5365-01-360-1715	73342	29502277	.SHIM	V
28	PAHZZ	5365-01-360-1024	73342	29502276	.SHIM	V
28	PAHZZ	5365-01-360-1023	73342	29502275	.SHIM	V
29	PAHZZ	3110-01-360-7492	73342	23045918	.BEARING, ROLLER, THRU	1
30	PAHZZ	5330-01-361-9052	73342	23049377	.RETAINER, PACKING	1
31	PAHZZ	2520-01-496-6343	73342	29514787	.PARTS KIT, TORQUE CONVERTER	1
32	PAHZZ	3120-01-360-7545	73342	29500908	..BEARING, WASHER, THRU	1
33	XAHZZ		73342	29514792	..PUMP ASSEMBLY	1
34	PAHZZ	5306-01-360-1970	73342	29500616	..BOLT, TEE HEAD	36

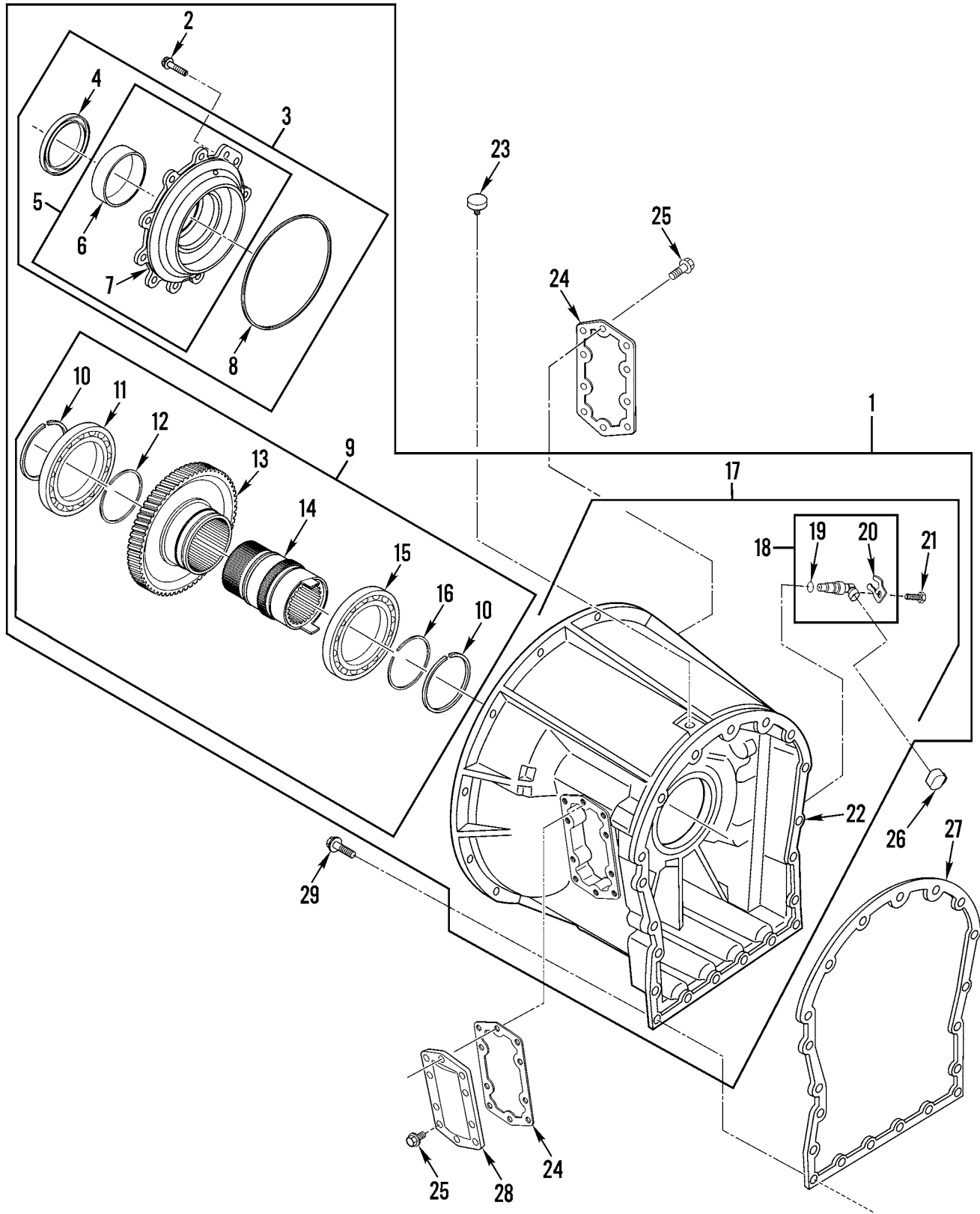
END OF FIGURE



Group 070, Figure 15. Rotating Clutch

(1) ITEM NO	(2) SMR CODE	(3) NSN	(4) CAGEC	(5) PART NUMBER	(6) DESCRIPTION AND USABLE ON CODES (UOC)	(7) QTY
GROUP 070 TRANSMISSION						
FIG. 15 ROTATING CLUTCH						
1	PAHZZ	5305-01-329-7038	75755	19M8029	SCREW,CAP,HEXAGON H	1
2	PAHZZ	5365-01-360-1017	73342	29505686	SHIM 5.092 MM (0.200 INCH)	V
2	PAHZZ	5365-01-360-1721	73342	29505685	SHIM 4.914 MM (0.193 INCH)	V
2	PAHZZ	5365-01-360-1018	73342	29505684	SHIM 4.736 MM (0.186 INCH)	V
2	PAHZZ	5365-01-360-1019	73342	29505683	SHIM 4.559 MM (0.179 INCH)	V
2	PAHZZ	5365-01-360-1020	73342	29505682	SHIM 4.381 MM (0.172 INCH)	V
2	PAHZZ	5365-01-360-1021	73342	29505681	SHIM 4.203 MM (0.165 INCH)	V
2	PAHZZ	5365-01-360-1022	73342	29505688	SHIM 4.000 MM (0.157 INCH)	V
3	AHHHH		73342	29536662	CLUTCH,ROTATING	1
4	PAHZZ	5331-01-360-6018	73342	23046274	.O-RING 25.07 MM ID	1
5	PAHHH	2520-01-475-3956	73342	29530455	.CLUTCH SHAFT ASSEMBLY	1
6	XAHZZ		73342	29530456	..SHAFT,TURBINE	1
7	PAHZZ	3120-01-496-0921	73342	29531005	..BUSHING,SLEEVE	1
8	PAHZZ	5330-01-360-5459	73342	23042434	.PARTS KIT,SEAL REPL	1
9	PAHZZ	2520-01-360-6310	73342	29508255	.CLUTCH ASSEMBLY,FRI	1
10	PAHZZ	3020-01-361-3957	73342	29534493	.GEAR,ANTIBACKLASH,SPUR	1
11	PAHZZ	3120-01-360-7779	73342	29531001	..BUSHING,SLEEVE	1
12	XAHZZ		73342	29534477	..HUB ASSEMBLY	1
13	PAHZZ	3120-01-360-7540	73342	23047854	.BEARING,WASHER,THRU	1
14	PAHZZ	5325-01-360-0962	73342	29505891	.RING,RETAINING	1
15	PAHZZ	5330-01-360-9099	73342	23045611	.SEAL RING,METAL	1
16	PAHZZ	5330-01-360-9100	73342	23045612	.SEAL RING,METAL	1
17	PAHZZ	5330-01-360-9101	73342	23045613	.SEAL RING,METAL	1
18	PAHZZ	2520-01-360-6325	73342	23048692	.PISTON,CLUTCH SHAFT	1
19	PAHZZ	2520-01-360-8091	73342	29503215	.CLUTCH,SPRING	1
20	PAHZZ	5325-01-360-0963	73342	23046291	.RING,RETAINING	3
21	PAHZZ	5330-01-360-9102	73342	23045614	.SEAL RING,METAL	1
22	PAHZZ	2520-01-360-6326	73342	29537755	.PISTON,CLUTCH SHAFT ASSEMBLY	1
23	PAHZZ	2510-01-360-8092	73342	23045586	.CLUTCH,SPRING	1
24	PAHZZ	2520-01-361-0601	73342	23048133	.PISTON,CLUTCH SHAFT	1
25	PAHZZ	5330-01-360-9103	73342	23045615	.SEAL RING,METAL	1
26	PAHZZ	5325-01-360-0964	73342	23045618	.RING,RETAINING	1
27	PAHZZ	2520-01-361-8280	73342	29534574	DISK,CLUTCH,VEHICULAR	1
28	PAHZZ	2520-01-496-6112	73342	29536334	.PLATE,INTERMEDIATE, FRICTION	6
CLUTCH						
29	PAHZZ	5340-01-497-0677	73342	29536343	.PLATE,MOUNTING	5
30	PAHZZ	2520-01-481-6876	73342	29534575	.DISK,CLUTCH,VEHICULAR	1

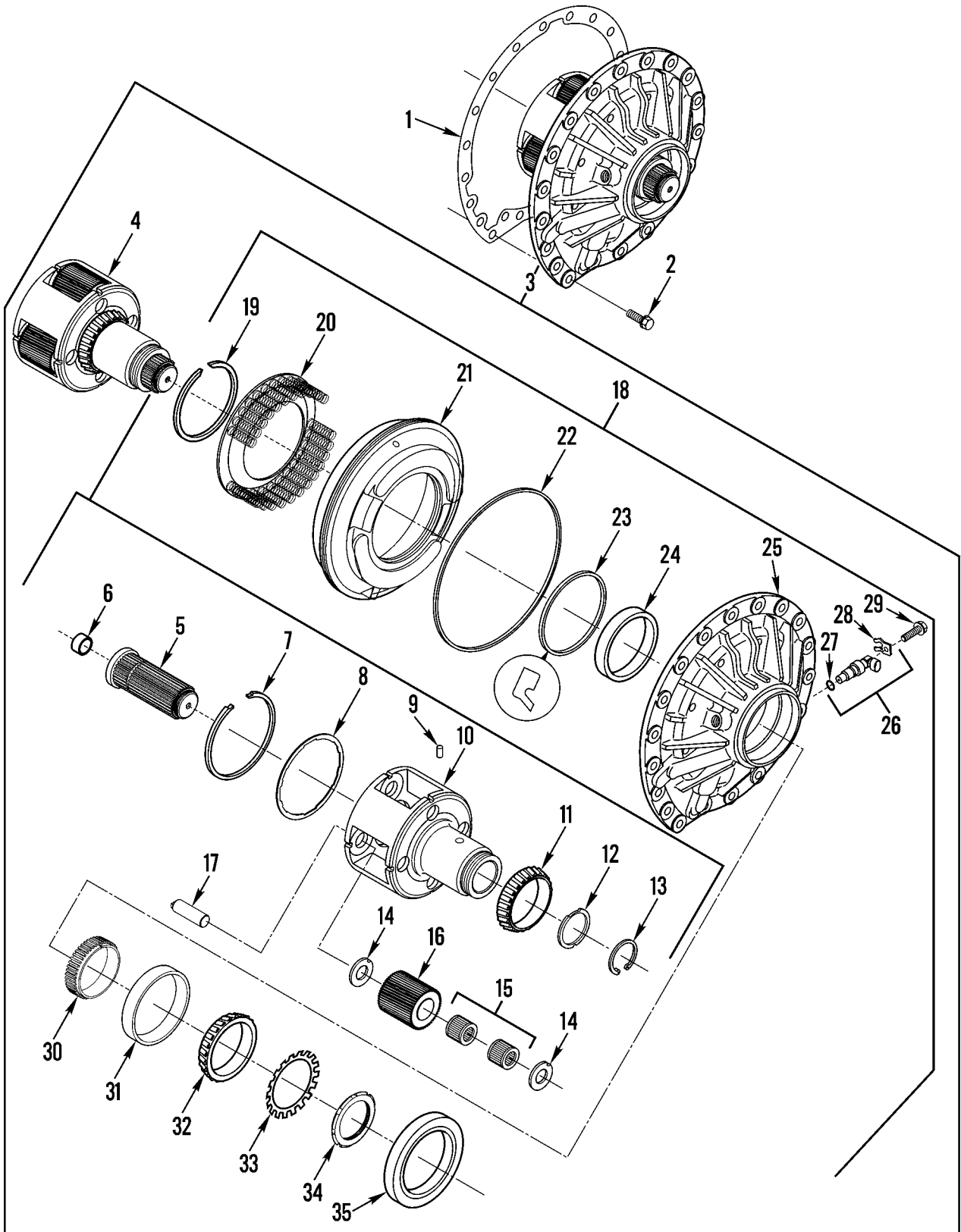
(1)	(2)	(3)	(4)	(5)	(6)	(7)
ITEM	SMR			PART		
NO	CODE	NSN	CAGEC	NUMBER	DESCRIPTION AND USABLE ON CODES (UOC)	QTY
31	PAHZZ	5325-01-360-0964	73342	23045618	.RING,RETAINING	1
32	PAHZZ	3040-01-361-0755	73342	29530448	.HUB,BODY	1
33	PAHZZ	3120-01-360-7540	73342	23047854	.BEARING,WASHER,THRU	2
34	PAHZZ	3040-01-361-0756	73342	29500687	.HUB,BODY	1
35	PAHZZ	5340-01-497-0679	73342	29536344	.PLATE,MOUNTING	6
36	PAHZZ	2520-01-496-6116	73342	29536335	.PLATE,INTERMEDIATE,FRICTION	6
					CLUTCH	
37	PAHZZ	2520-01-361-0745	73342	23048530	.DISK,CLUTCH,VEHICUL	1
38	PAHZZ	3020-01-361-2412	73342	29503084	.GEAR,SPUR	1
39	PAHZZ	3120-01-360-7780	73342	29531003	..BUSHING,SLEEVE	1
					END OF FIGURE	



Group 070, Figure 16. Converter Housing

(1) ITEM NO	(2) SMR CODE	(3) NSN	(4) CAGEC	(5) PART NUMBER	(6) DESCRIPTION AND USABLE ON CODES (UOC)	(7) QTY
GROUP 070 TRANSMISSION						
FIG. 16 CONVERTER HOUSING						
1	AHHHH		73342	29515914	HOUSING ASSEMBLY,CO	1
2	PAHZZ	5305-01-251-1626	7X677	12337902	.SCREW,CAP,HEXAGON H	10
3	AHHHH		73342	29502370	.RETAINER ASSEMBLY,B	1
4	PAHZZ	5330-01-360-5917	73342	29507528	..SEAL,PLAIN ENCASED	1
5	PAHZZ	3040-01-360-4449	73342	29537062	..HOUSING,MECHANICAL DRIVE	1
6	PAHZZ	3120-01-496-0187	73342	29533975	...BUSHING,SLEEVE	1
7	PAHZZ	3040-01-360-4449	73342	29502273	...HOUSING,MECHANICAL DRIVE	1
8	PAHZZ	5330-01-360-9102	73342	23045614	..SEAL RING,METAL	1
9	AHHHH		73342	29515915	.GEAR ASSEMBLY	1
10	PAHZZ	5330-01-496-4771	73342	29538448	..PARTS KIT,SEAL REPLACEMENT	2
11	PAHZZ	3110-01-360-7743	73342	23046439	..BEARING,ROLLER,CYLI	1
12	PAHZZ	5325-01-360-1973	73342	29503969	..RING,RETAINING	1
13	PAHZZ	3020-01-361-5169	73342	29511395	..GEAR,SPUR	1
14	PAHZZ	3040-01-439-7488	73342	29514799	..HUB,BODY	1
15	PAHZZ	3110-01-360-7743	73342	23046439	..BEARING,ROLLER,CYLI	1
16	PAHZZ	5325-01-360-1973	73342	29503969	..RING,RETAINING	1
17	AHHHH		73342	29503290	.HOUSING ASSEMBLY,CO	1
18	PAHZZ	6695-01-361-6056	73342	29509637	..TRANSDUCER,MOTIONAL	1
19	PAHZZ	5331-01-360-6017	73342	29503383	...O-RING	1
20	PAHZZ	5340-01-360-1033	73342	29503843	...CLIP,SPRING TENSION	2
21	PAHZZ	5305-01-158-2041	34914	992 4051	..SCREW,CAP,HEXAGON H	1
22	PAHZZ	2520-01-361-0592	73342	29515668	..HOUSING TRAN,CONVERTER	1
23	PAOZZ	2520-01-388-4778	73342	23047102	BREATHER	1
24	PAFZZ	5330-01-360-7520	73342	23048037	GASKET	2
25	PAFZZ	5306-01-338-3981	21969	DIN933-M10 X25-8.8-B3B	BOLT,MACHINE	20
26	PAHZZ	5340-01-497-0682	73342	29536988	CAP,PROTECTIVE,DUST AND MOISTURE ..	1
27	PAHZZ	5330-01-361-0274	73342	29503288	GASKET	1
28	PAHZZ	5340-01-360-1048	73342	23048038	COVER,ACCESS	1
29	PAHZZ	5305-01-251-1626	7X677	12337902	SCREW,CAP,HEXAGON H	20

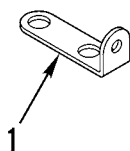
END OF FIGURE



Group 070, Figure 17. P3 Planetary and Rear Cover/Retarder

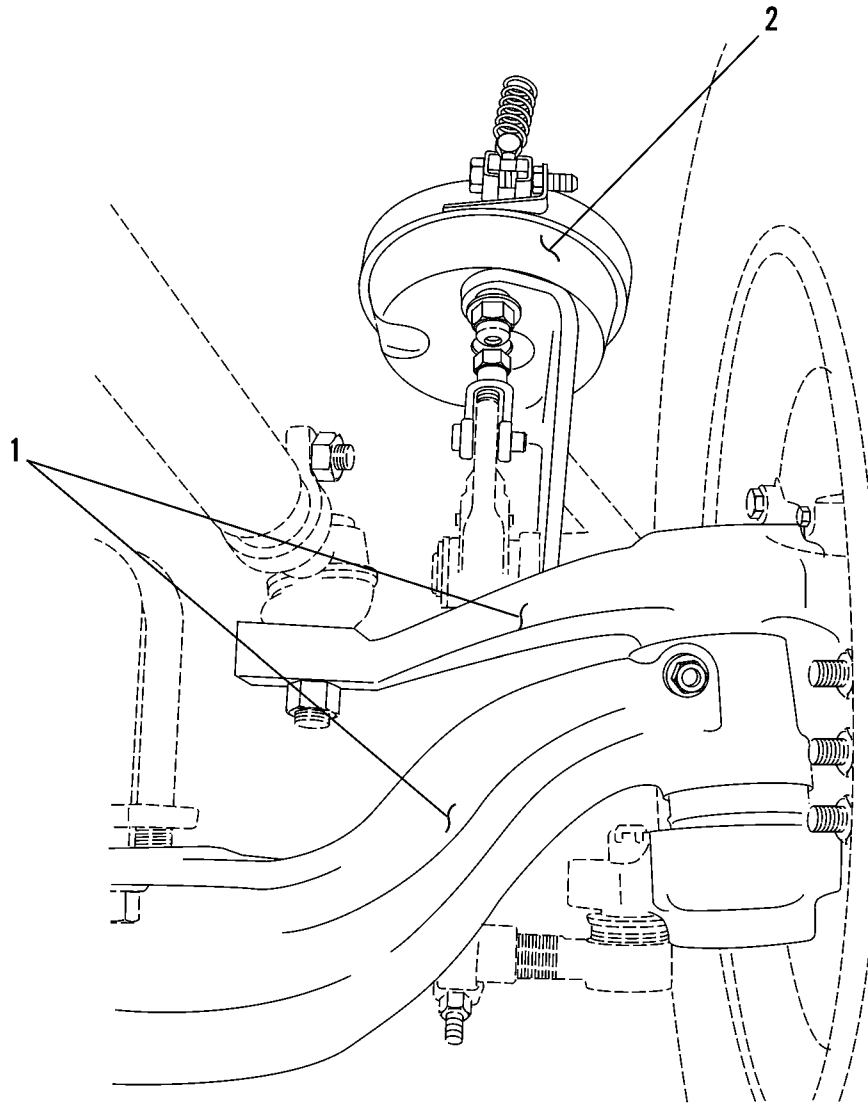
(1) ITEM NO	(2) SMR CODE	(3) NSN	(4) CAGEC	(5) PART NUMBER	(6) DESCRIPTION AND USABLE ON CODES (UOC)	(7) QTY
GROUP 070 TRANSMISSION						
FIG. 17 P3 PLANETARY AND REAR COVER/ RETARDER						
1	PAHZZ	5330-01-496-4760	73342	29534354	GASKET	1
2	PAHZZ	5306-01-360-2033	73342	11515190	BOLT, MACHINE	19
3	AHHHH		73342	29535656	COVER, REAR & PLANET	1
4	AHHHH		73342	29535660	.CARRIER ASSEMBLY	1
5	PAHZZ	3040-01-496-4103	73342	29535234	..SHAFT ASSEMBLY, SHOULDERED	1
6	PAHZZ	3120-01-496-0921	73342	29531005	...BUSHING, SLEEVE	1
7	PAHZZ	5325-01-359-9360	73342	29500689	..RING, RETAINING	1
8	PAHZZ	5365-01-496-0854	73342	29537940	..RING, LOCK, KEYED	1
9	PAHZZ	5315-01-496-3142	73342	11512350	..PIN, SPRING	1
10	PAHZZ	3040-01-496-4061	73342	29537926	..CARRIER, P3 PLANETARY GEARS	1
11	PAHZZ	3110-01-496-1165	73342	23046437	..CONE AND ROLLERS, TAPERED ROLLER . BEARING	1
12	PAHZZ	5365-01-472-4414	73342	29535223	..SPACER, SLEEVE	1
13	PAHZZ	5325-01-496-0441	73342	29503534	..RING, RETAINING	1
14	PAHZZ	5310-01-495-8153	73342	29511407	..WASHER, FLAT	4
15	PAHZZ	3110-01-496-1561	73342	29516200	..ROLLER SET, BEARING	8
16	PAHZZ	3020-01-496-3089	73342	29500569	..GEAR SET, BEVEL, MOUNTED	1
17	PAHZZ	3040-01-496-3675	73342	29537935	..SPINDLE, MECHANICALLY ACTUATED ...	4
18	AHHHH		73342	29503090	.COVER ASSEMBLY, REAR	4
19	PAHZZ	5325-01-481-9531	73342	29514364	..RING, RETAINING	1
20	PAHZZ	2520-01-361-0603	73342	29500867	..RETAINER, CLUTCH PLATE,	1
TRANSMISSION						
21	PAHZZ	2520-01-361-0602	73342	29503053	..PISTON, CLUTCH SHAFT ASSEMBLY	1
22	PAHZZ	5330-01-360-9104	73342	23045654	..SEAL RING, METAL	1
23	PAHZZ	5330-01-360-9105	73342	29510682	..SEAL RING, METAL	1
24	PAHZZ	3110-01-496-0832	73342	23046438	..CUP, TAPERED ROLLER BEARING	1
25	PAHZZ	2520-01-496-4013	73342	29503089	..COVER, TRANSMISSION	1
26	PAHHH	6695-01-361-6056	73342	29509637	..TRANSDUCER, MOTIONAL PICKUP	1
27	PAHZZ	5331-01-360-6017	73342	29503383	...O-RING	1
28	PAHZZ	5340-01-360-1033	73342	29503843	...CLIP, SPRING TENSION	1
29	PAHZZ	5305-01-158-2041	34914	992 4051	..SCREW, CAP, HEXAGON H	1
30	PAHZZ	3020-01-496-9242	73342	29510781	.GEAR, SPUR	1
31	PAHZZ	3110-01-496-0832	73342	23046438	.CUP, TAPERED ROLLER BEARING	1
32	PAHZZ	3110-01-496-1165	73342	23046437	.CONE AND ROLLERS, TAPERED ROLLER .. BEARING	1
33	PAHZZ	5310-01-496-2516	73342	29506386	.WASHER, LOCK	1
34	PAHZZ	5310-01-495-8166	73342	29506387	.NUT, PLAIN, ROUND	1
35	PAHZZ	5330-01-430-3477	73342	29515690	.SEAL, PLAIN	1

END OF FIGURE



Group 070, Figure 18. Wiring Harness Bracket

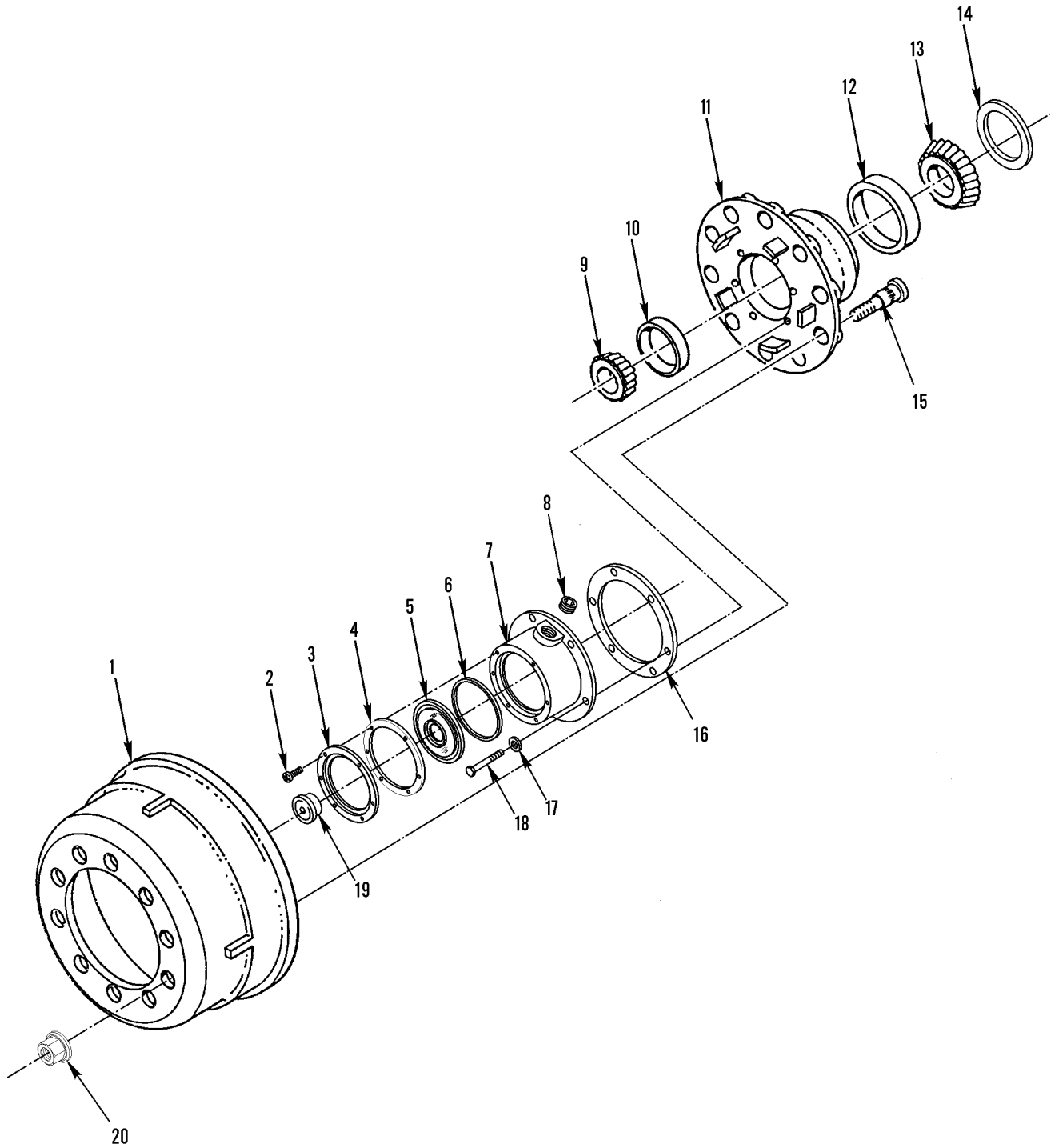
(1) ITEM NO	(2) SMR CODE	(3) NSN	(4) CAGEC	(5) PART NUMBER	(6) DESCRIPTION AND USABLE ON CODES (UOC)	(7) QTY
					GROUP 070 TRANSMISSION	
					FIG. 18 WIRING HARNESS BRACKET	
1	PAHZZ	5340-01-497-0686	73342	29510502	BRACKET,ANGLE	1
					END OF FIGURE	



Group 080, Figure 1. Front Axle Assembly

(1) ITEM NO	(2) SMR CODE	(3) NSN	(4) CAGEC	(5) PART NUMBER	(6) DESCRIPTION AND USABLE ON CODES (UOC)	(7) QTY
					GROUP 080 FRONT AXLE	
					FIG. 1 FRONT AXLE ASSEMBLY	
1	XDFFF		03533	A004A-0038	SHAFT,AXLE,AUTOMOTIVE	1
2	PAOZZ	2530-01-496-4025	03533	A050A-0055	CHAMBER,AIR BRAKE WITH MOUNTING HARDWARE	2
					END OF FIGURE	

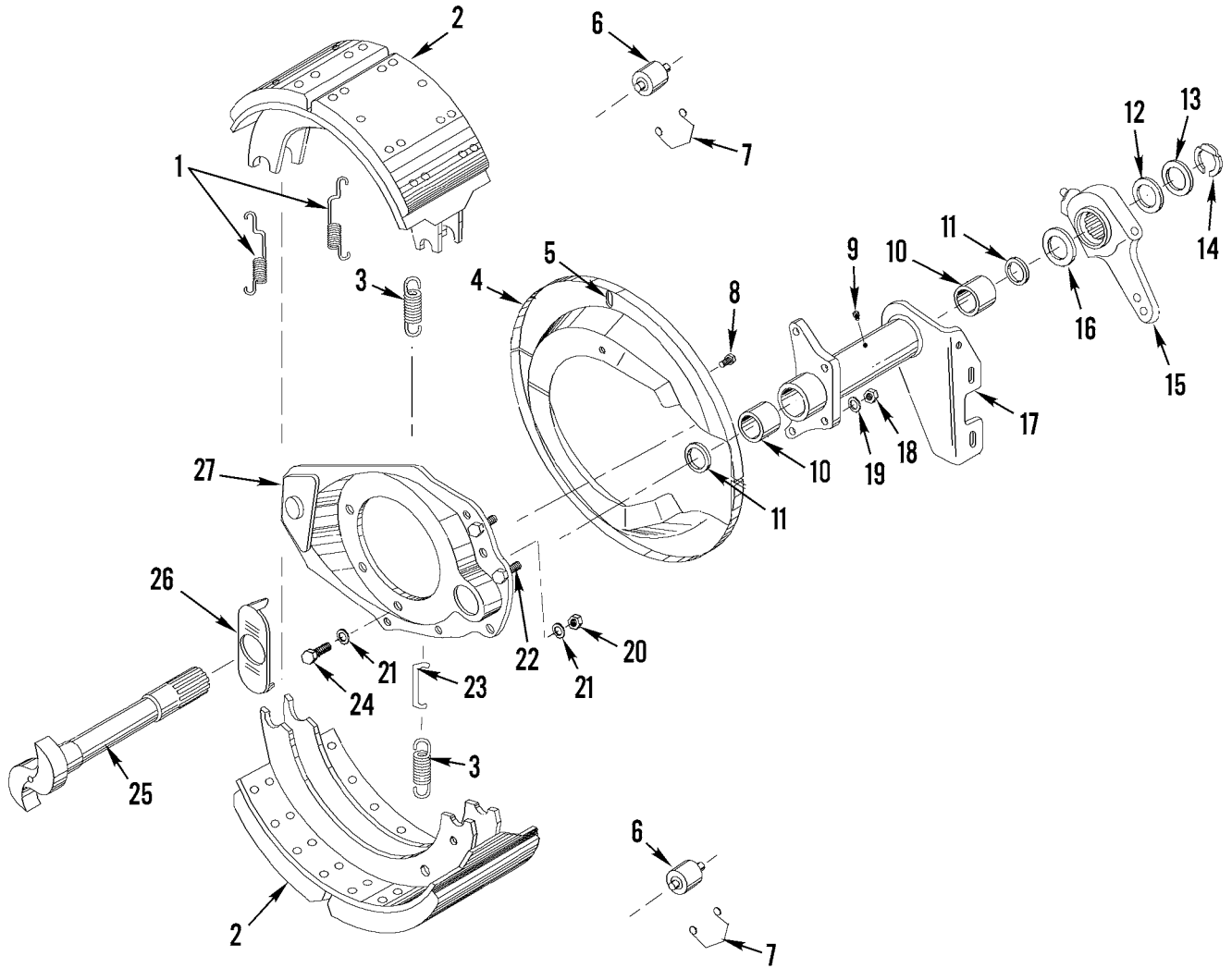
(1) ITEM NO	(2) SMR CODE	(3) NSN	(4) CAGEC	(5) PART NUMBER	(6) DESCRIPTION AND USABLE ON CODES (UOC)	(7) QTY
GROUP 080 FRONT AXLE						
FIG. 2 STEERING AXLE ASSEMBLY						
1	PAFZZ	5310-01-495-7971	52304	067592	NUT, PLAIN, HEXAGON	2
2	PAFZZ	5330-01-496-5233	52304	820518	SEAL, PLAIN	4
3	PFFZZ	5365-01-496-3608	52304	817492	SPACER, RING	V
3	PFFZZ	5365-01-496-3358	52304	817493	SHIM	V
3	PFFZZ	5365-01-496-3352	52304	817494	SHIM	V
4	PFFZZ	2510-01-496-4673	03533	817653	FRAME SECTION, STRUCTURAL, VEHICULAR	1
5	PFFZZ	5305-01-495-9402	52304	816239	THUMBSCREW	2
6	PAFZZ	3120-01-496-3645	52304	811523	BEARING, WASHER, THRUST	2
7	PFFZZ	5306-01-495-9426	52304	816369	BOLT, MACHINE	2
8	PAFZZ	5310-01-495-7966	52304	090208	NUT, PLAIN, HEXAGON	2
9	PAFZZ	5315-01-496-3452	52304	1004805	PIN, COTTER	2
10	PAFZZ	2530-01-496-4682	03533	818472	TIE ROD END, STEERING LH	1
10	PAFZZ	2530-01-496-4777	03533	818471	TIE ROD END, STEERING RH	1
11	PAFZZ	5340-01-524-5085	52304	818474	CLAMP, LOOP	2
12	PFFZZ	2530-01-496-0986	52304	817755	TIE ROD, STEERING	1
13	PAFZZ	4730-01-480-8712	52304	2CP488	LUBRICATION FITTING	4
14	PFFZZ	2530-01-496-4772	03533	816295	CAP, GREASE	4
15	PAFZZ	5330-01-496-5240	52304	816294	GASKET	4
16	PFFZZ	3120-01-496-3211	52304	813275	BUSHING, SLEEVE	4
17	PAFZZ	5315-01-496-3450	52304	817452	PIN, STRAIGHT, HEADLESS	2
18	PAFZZ	5310-01-495-7973	52304	815638	NUT, PLAIN, HEXAGON	2
19	PAFZZ	5310-01-478-9299	64678	70209	WASHER, RETAINER	2
20	PAFZZ	5310-01-495-7953	52304	815623	WASHER, FLAT	2
21	PFFZZ	5310-01-495-7960	52304	815622	NUT, PLAIN, HEXAGON	2
22	PFFZZ	2530-01-496-4773	52304	970734	KNUCKLE, STEERING LH	1
22	PFFZZ	2530-01-496-4886	52304	817741	KNUCKLE, STEERING RH	1
END OF FIGURE						



376-737

Group 080, Figure 3. Hub and Drum Assembly

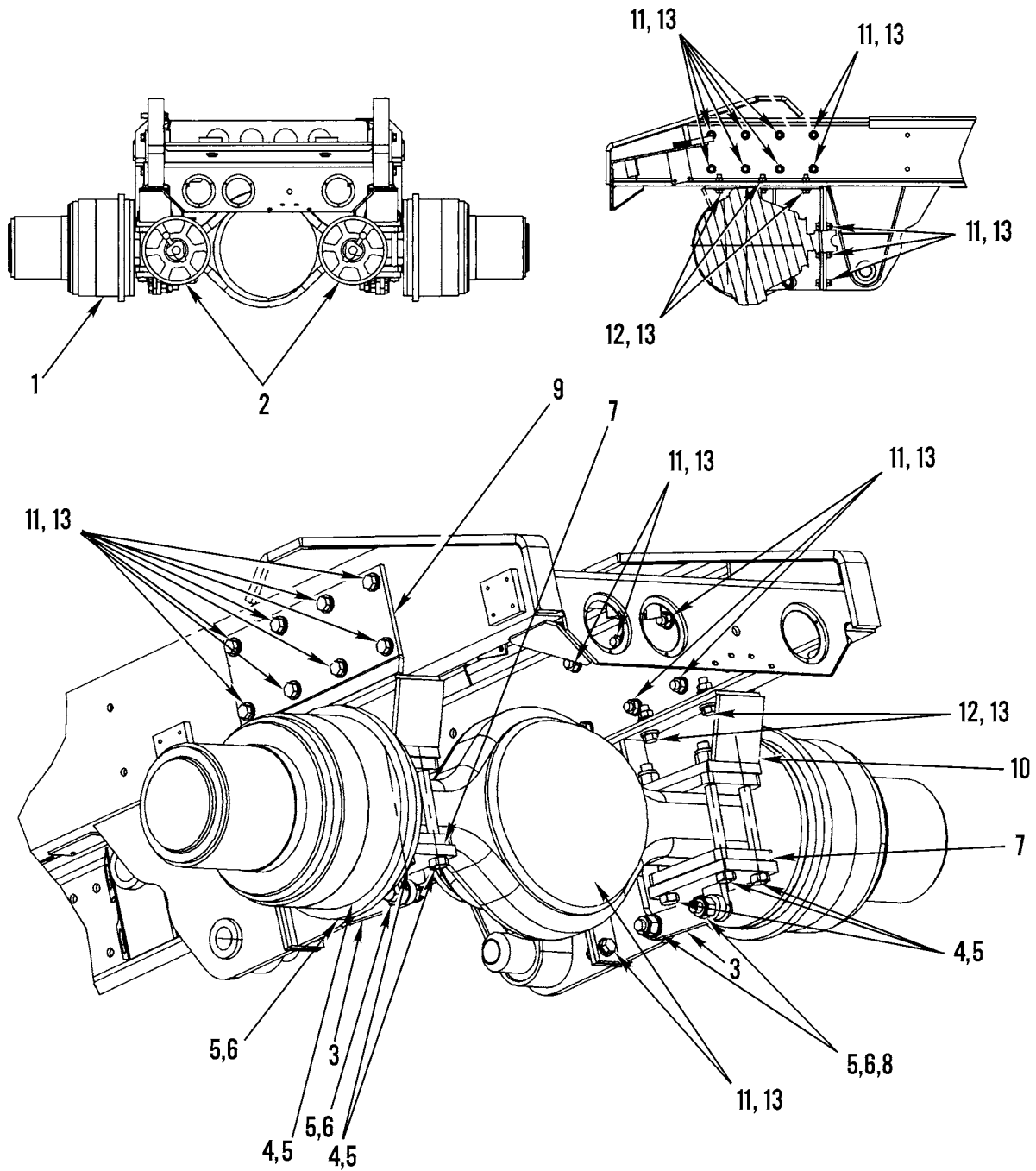
(1) ITEM NO	(2) SMR CODE	(3) NSN	(4) CAGEC	(5) PART NUMBER	(6) DESCRIPTION AND USABLE ON CODES (UOC)	(7) QTY
					GROUP 080 FRONT AXLE	
					FIG. 3 HUB AND DRUM ASSEMBLY	
1	PAOFF	2530-01-510-0454	18889	66350B	BRAKE DRUM	2
2	XDOZZ		26151	359-6032	SCREW,MACHINE P/N INCLUDES 6 SCREWS	2
3	PAOZZ	2530-01-416-4047	26151	359-5992	RING,WINDOW STEMCO	2
4	KFOZZ		26151	359-3127	GASKET,WINDOW RING PART OF KIT P/N 359-5995	2
5	KFOZZ		26151	359-5994	WINDOW,HUB CAP PART OF KIT P/N 359-5995	2
6	PAOZZ	5330-01-333-3740	26151	359-5991	GASKET PART OF KIT P/N 359-5995 . . .	2
7	PAOZZ	5340-01-105-5731	26151	340-4009	COVER,ACCESS	2
8	XDOZZ		26151	359-5985	PLUG,PIPE	2
9	PAOZZ	3110-00-100-3104	60038	3782	CONE AND ROLLERS,TA	2
10	PAOZZ	3110-00-100-0376	60038	3720	CUP,TAPERED ROLLER	2
11	PAOZZ		60038	2531F	HUB,WHEEL,VEHICULAR	2
12	PAOZZ	3110-00-293-8997	60038	HM212011	CUP,TAPERED ROLLER	2
13	PAOZZ	3110-00-293-8998	60038	HM212049	CONE AND ROLLERS,TA	2
14	PAOZZ	5330-01-509-1521	26151	382-8064	SEAL,PLAIN,ENCASED	2
15	PAOZZ	5306-01-421-3186	18889	101164	BOLT,RIBBED SHOULDE	20
16	PAOZZ	5330-01-071-8179	26151	330-3009	GASKET	2
17	PAOZZ	5310-01-500-5805	03533	361-10	WASHER,LOCK	12
18	PAOZZ	5305-01-391-2379	39428	91247A580	SCREW,CAP,HEXAGON	12
19	PAOZZ	5340-01-104-9826	26151	359-5990	PLUG,VENT PART OF KIT P/N 359-5995	2
20	PAOZZ	5310-01-443-3091	18889	179933	NUT,PLAIN,EXTENDED	20
					END OF FIGURE	



Group 080, Figure 4. Brake Assembly

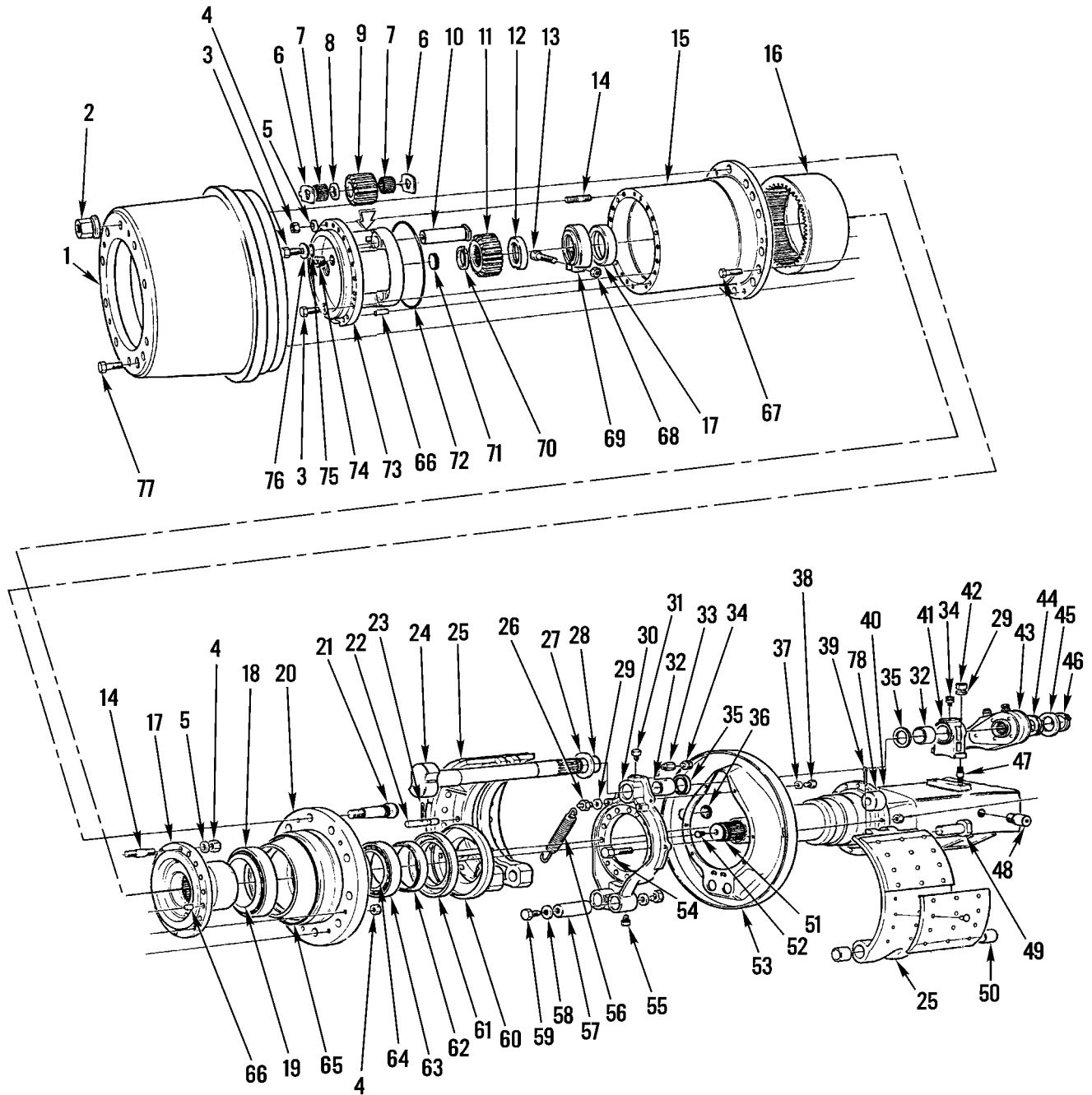
(1) ITEM NO	(2) SMR CODE	(3) NSN	(4) CAGEC	(5) PART NUMBER	(6) DESCRIPTION AND USABLE ON CODES (UOC)	(7) QTY
GROUP 080 FRONT AXLE						
FIG. 4 BRAKE ASSEMBLY						
1	PAOZZ	5360-01-024-7898	52304	819725	SPRING,HELICAL,EXTENSION	4
2	PAOZZ	2530-01-496-4888	03533	819752	BRAKE SHOE SET	2
3	PAOZZ	5360-01-505-4237	52304	817017	SPRING,HELICAL,EXTENSION	4
4	PFOZZ	5340-01-523-6326	52304	813452	CAP,PROTECTIVE DUST	2
5	PAOZZ	5340-01-523-4959	52304	809899	CAP,PROTECTIVE DUST	2
6	PAOZZ	2530-01-023-7015	52304	39074	ROLLER,BRAKE SHOE	4
7	PAOZZ	5340-01-503-1013	52304	808058	CLIP,SPRING TENSION	4
8	PAOZZ	5305-01-156-5419	52304	804703	SCREW,MACHINE	8
9	PAOZZ	4730-01-480-8712	45152	2CP488	FITTING,LUBRICATION	2
10	PAOZZ	3120-01-111-7665	52304	1000035	BUSHING,SLEEVE	4
11	PAOZZ	5330-01-113-0593	52304	79903	SEAL,PLAIN,ENCASED	4
12	PAOZZ	5310-01-058-4589	52304	23570	WASHER,FLAT	4
13	PAOZZ	5365-01-059-0126	52304	35428	SHIM	2
14	PAOZZ	5325-01-152-4536	79136	5304-125	RING,RETAINING	2
15	PAOZZ	2530-01-496-4002	03533	A195-192	ADJUSTER,SLACK,BRAKE	2
16	PAOZZ	5310-01-110-7815	52304	43943	WASHER,FLAT	2
17	PFOZZ	5340-01-496-4120	52304	815492	BRACKET,ANGLE LH	1
17	PFOZZ	5340-01-496-4165	52304	815493	BRACKET,ANGLE RH	1
18	PAOZZ	5310-01-163-9298	52304	804024	NUT,PLAIN,HEXAGON	8
19	PAOZZ	5310-01-155-4318	52304	804304	WASHER,FLAT	8
20	PAOZZ	5310-01-495-7956	52304	060600	NUT,PLAIN,HEXAGON	16
21	PAOZZ	5310-01-495-7949	52304	821335	WASHER,FLAT	32
22	PAOZZ	5305-01-509-1920	52304	804008	SCREW,CAP,HEXAGON H	8
23	PAOZZ	5340-01-478-6411	45152	6HD24	SPRING,RETAINER	2
24	PAOZZ	5306-01-495-9428	52304	821318	BOLT,MACHINE	16
25	PAOZZ	2530-01-496-7882	52304	808290	CAMSHAFT,ACTUATING,BRAKE SHOE LH ..	1
25	PAOZZ	2530-01-496-4880	52304	808291	CAMSHAFT,ACTUATING,BRAKE SHOE RH ..	1
26	PAOZZ	5310-01-478-7311	45152	3HS163	WASHER,CAM HEAD	2
27	PAOZZ	2530-01-155-5820	52304	1006547	PLATE,BACKING,BRAKE LH	1
27	PAOZZ	2530-01-155-5878	52304	1006546	PLATE,BACKING,BRAKE RH	1
END OF FIGURE						

(1) ITEM NO	(2) SMR CODE	(3) NSN	(4) CAGEC	(5) PART NUMBER	(6) DESCRIPTION AND USABLE ON CODES (UOC)	(7) QTY
GROUP 080 FRONT AXLE						
FIG. 5 FRONT SUSPENSION						
1	PAFZZ	5306-01-495-8723	03533	24-43	BOLT, MACHINE	4
2	PAFZZ	5340-01-496-6099	03533	34C18	BUMPER, METALLIC	2
3	PAFZZ	5310-01-495-9531	03533	219-62	NUT, PLAIN, HEXAGON	4
4	PAOZZ	5310-01-495-9518	03533	219-67	NUT, PLAIN, HEXAGON	4
5	PAFZZ	5310-01-445-7647	03533	362-38	WASHER, FLAT	6
6	PAOZZ	5365-01-496-0717	03533	35-16	BUSHING, NONMETALLIC	8
7	PAFZZ	5310-01-495-9515	03533	219-64	NUT, PLAIN, HEXAGON	2
8	PFOZZ	5340-01-496-2282	03533	32X53	BRACKET, MOUNTING LEFT HAND	1
9	PFOZZ	5340-01-496-2284	03533	32X54	BRACKET, MOUNTING RIGHT HAND	1
10	PAFZZ	5306-01-496-0540	03533	25-503	BOLT, MACHINE	6
11	PAFZZ	5310-01-495-9476	03533	219-231	NUT, PLAIN, EXTENDED	6
12	PAFZZ	5365-01-496-1591	03533	285-432	SPACER, SLEEVE	2
13	PAFZZ	5306-01-495-8575	03533	24-85	BOLT, MACHINE	2
14	PFOZZ	5365-01-496-1613	03533	285-11	SPACER, SLEEVE	4
15	PAOZZ	2510-01-496-2613	03533	277A1	SHOCK ABSORBER, DIRECT ACTION	2
16	PAFZZ		03533	25-577	BOLT, U LEFT HAND REAR ONLY	1
17	PAFZZ	5306-01-495-8091	03533	25-576	BOLT, U	3
18	PAFZZ	5340-01-496-3031	03533	34-635	CAP, PROTECTIVE, DUST	2
19	PAOZZ	5306-01-496-0593	03533	25G4	BOLT, MACHINE	2
20	PAFZZ	2510-01-496-4047	03533	289-139	SPRING ASSEMBLY, LEAF	2
21	PAFZZ	5340-01-496-2272	03533	32D62	BRACKET, MOUNTING	1
22	PAFZZ	5315-01-496-4014	03533	243C7	PIN, STRAIGHT, HEADLESS	2
23	PAFZZ	5365-01-496-1609	03533	242A1152	SPACER, PLATE	1
24	PAFZZ	5315-01-496-4012	03533	243C11	PIN, STRAIGHT, HEADLESS	1
25	PAFZZ	5340-01-496-2275	03533	32D63	BRACKET, MOUNTING	1
26	PAFZZ	5310-01-495-8334	03533	362-64	WASHER, FLAT	8
27	PAFZZ	5310-01-495-8696	03533	219-205	NUT, PLAIN, SINGLE BALL	8
28	PAFZZ	5306-01-496-0587	03533	25C1	BOLT, MACHINE	2
29	PAFZZ	5310-01-495-9523	03533	219-70	NUT, PLAIN, HEXAGON	2
30	PAFZZ	5340-01-496-3148	03533	254-472	CAP, PROTECTIVE, DUST	2
END OF FIGURE						



Group 090, Figure 1. Rear Axle Assembly and Mounting Hardware

(1) ITEM NO	(2) SMR CODE	(3) NSN	(4) CAGEC	(5) PART NUMBER	(6) DESCRIPTION AND USABLE ON CODES (UOC)	(7) QTY
GROUP 090 REAR AXLE						
FIG. 1 REAR AXLE ASSEMBLY AND MOUNTING HARDWARE						
1	PAFHH	2520-99-665-7087	K0192	34257/1903	AXLE ASSEMBLY,AUTOMOTIVE,DRIVING ..	1
2	PAOZZ	2530-01-496-4021	03533	050A-0061	CHAMBER,AIR BRAKE	2
3	PAFZZ	2510-01-496-2580	03533	288-0782	BAR,STABILIZER	2
4	PAFZZ	5306-01-495-9035	03533	025-0421	BOLT,MACHINE	8
5	PAFZZ	5310-01-495-8743	03533	219-0103	NUT,PLAIN,CASTELLATED,HEXAGON	12
6	PAFZZ	5306-01-495-9050	03533	024-0160	BOLT,MACHINE	4
7	PAFZZ	5340-01-496-2295	03533	032D-0116	BRACKET,MOUNTING	2
8	PAFZZ	5310-01-503-5940	03533	285X-30	WASHER,FLAT	2
9	PAFZZ	5340-01-496-2301	03533	032D-0114	BRACKET,MOUNTING	1
10	PAFZZ	5340-01-496-2307	03533	032D-0115	BRACKET,MOUNTING	1
11	PAFZZ	5306-01-495-8676	03533	025-0533	BOLT,MACHINE	22
12	PAFZZ	5306-01-496-0551	03533	025-0607	BOLT,MACHINE	6
13	PAFZZ	5310-01-495-9469	03533	219-0232	NUT,PLAIN,EXTENDED WASHER,HEXAGON .	28
END OF FIGURE						



Group 090, Figure 2. Rear Axle Assembly

(1) ITEM NO	(2) SMR CODE	(3) NSN	(4) CAGEC	(5) PART NUMBER	(6) DESCRIPTION AND USABLE ON CODES (UOC)	(7) QTY
GROUP 090 REAR AXLE						
FIG. 2 REAR AXLE ASSEMBLY						
1	PAOZZ	2530-99-253-5490	K0192	R8373/40A	BRAKE DRUM	2
2	PAOZZ	5310-99-978-2001	K0192	R8587/139	NUT,WHEEL SPECIAL	2
3	PAFZZ	5305-99-124-7388	K1790	SL795-64	SCREW,CAP,HEXAGON H	6
4	PAFZZ	5310-99-808-3554	K0192	SL228/6	NUT,SELF-LOCKING	28
5	PAFZZ	5310-99-139-4363	K0192	SL238/5	WASHER,FLAT	3
6	PAFZZ	2530-99-993-9180	K0192	R8687/12	CAP,GREASE	3
7	PAFZZ	3110-99-700-5584	K0192	2403/300	ROLLER,NEEDLE	84
8	PAFZZ	5365-99-582-5692	K0192	R8733/69B	SPACER,RING	6
9	PAFZZ	3020-99-288-6931	K0192	R8310/37A	GEAR,SPUR	6
10	PAFZZ	5315-99-562-5438	K0192	R8614/42B	PLANET PIN	6
11	PAFZZ	3020-99-995-7865	K0192	R8310/38A	GEAR,SPUR	2
12	PAFZZ	3120-99-461-4352	K0192	R3217/177	WASHER,THRUST	2
13	PAFZZ	5306-99-941-0318	K0192	SL553/19	BOLT,MACHINE	2
14	PAFZZ	5307-99-399-2105	K0496	SL785/58	STUD,SPECIAL	52
15	PAFZZ	3040-99-844-7409	K0496	R8590/29A	HUB,BODY	2
16	PAFZZ	3020-99-667-0973	K0192	R8310/36	GEAR,SECTOR,INTERNAL	2
17	PAFZZ	3010-99-131-4314	K0192	SR3682/9	CARRIER,GEAR ASSEMBLY	2
18	KFFZZ		K0192	SL289/199	CUP,BEARING PART OF KIT P/N 17898/52	2
19	KFFZZ		K0192	SL289/200	CONE,BEARING PART OF KIT P/N 17898/52	2
20	PAFZZ	2530-99-569-7724	K0192	R9481/114A	HUB,WHEEL,VEHICULAR	2
21	PAOZZ	5307-99-769-1362	K0192	7940/75A	WHEEL STUD	20
22	PAOZZ	2530-99-830-5140	K0192	2587-73	PIN,ANCHOR,BRAKE SH	4
23	PAOZZ	5315-99-433-4061	K7766	BS1574	PIN,COTTER,SPLIT	8
24	PAFZZ	2530-99-830-5144	K0192	R8200/51E	CAMSHAFT,ACTUATING,BRAKE SHOE	1
24	PAFZZ	2530-99-830-5145	K0192	R8200/52E	CAMSHAFT,ACTUATING,BRAKE SHOE	1
25	PAOZZ	2530-99-455-5408	K0192	LR9952/60G	BRAKE SHOE	4
26	PAFZZ	5315-99-830-5139	K0192	6954/82	ANCHOR PIN	4
27	PAFZZ	5310-99-139-4365	K0192	SL246/268	WASHER,RECESSED	2
28	PAFZZ	5331-99-202-9107	K0640	BS1806-BS128	O-RING	2
29	PAFZZ	5310-99-941-6658	K0192	SL242/6	WASHER,LOCK	4
30	PAFZZ	5340-99-856-3796	K0496	R8069/65	BRACKET,MOUNTING	2
31	PAFZZ	4730-99-943-9996	V1811	P1-81WBSP	PLUG,PIPE	2
32	PAFZZ	3120-99-821-9806	K0312	4810	BEARING,SLEEVE	2
33	PAOZZ	4730-99-202-9067	K7766	BS1486:PART1	ADAPTER,FITTING,LUBRICATION	2
33	PAOZZ	4730-99-801-1256	U0027	NG6303	ADAPTER,FITTING,LUBRICATION	2
34	PAOZZ	4730-99-942-7808	K7766	BS1486:PART1	FITTING,LUBRICATION	2

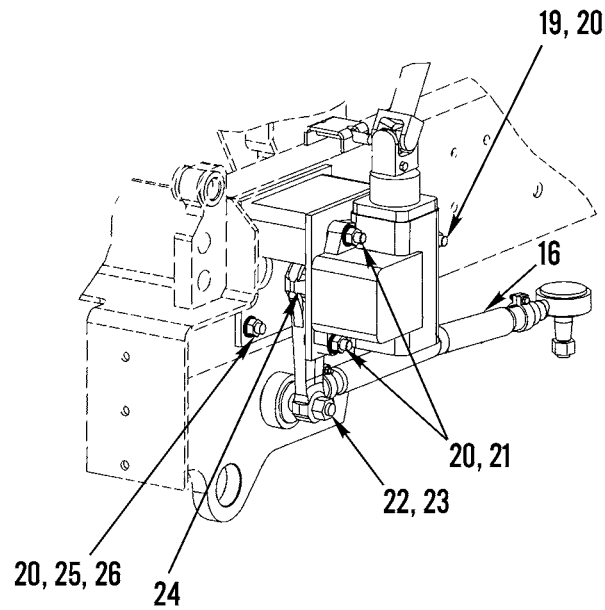
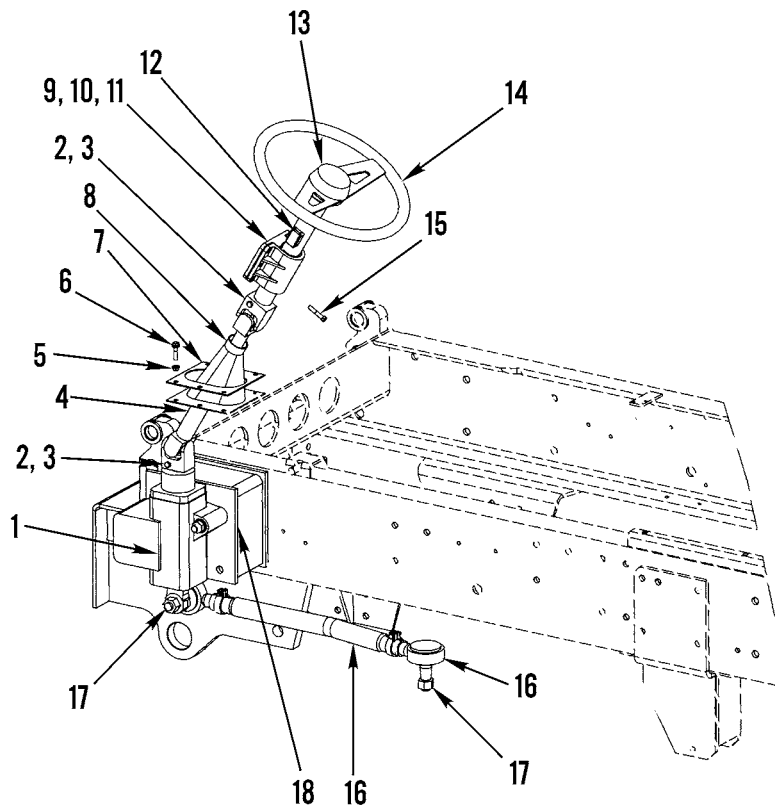
(1) ITEM NO	(2) SMR CODE	(3) NSN	(4) CAGEC	(5) PART NUMBER	(6) DESCRIPTION AND USABLE ON CODES (UOC)	(7) QTY
35	PAFZZ	5330-99-815-9846	K1489	850132B1020-011	SEAL, PLAIN, ENCASED	2
36	PAOZZ	5340-99-830-5143	K0192	2951/76	PLUG, PROTECTIVE, DUST AND MOISTURE	4
37	PAFZZ	7310-99-305-3389	K0160	027-00413	WASHER, LOCK	12
38	PAFZZ	5305-99-941-0523	K7766	BS1768	SCREW, CAP, HEXAGON HEAD	12
39	PAFZZ	5315-99-575-0837	K7766	BS1574	PIN, COTTER, SPLIT	4
40	PAOZZ	2530-99-830-5136	K0192	6954-135	BRAKE SHOE ROLLER	4
41	PAFZZ	2530-99-834-0022	K0192	R8200-124	BRACKET, BRAKE CAM	2
42	PAFZZ	5310-99-941-0818	K7766	BS1768	NUT, PLAIN, HEXAGON	4
43	PAFZZ	2530-99-787-5450	K0192	R3723F	ADJUSTER, SLACK, BRAKE	2
44	PAFZZ	5310-99-202-9108	K0192	3221-164	WASHER, LOCK	2
45	PAFZZ	5310-99-765-7508	K4365	9049991591	WASHER, FLAT	2
46	PAFZZ	5325-99-910-8205	K0745	1400-1 1-2IN	RING, RETAINING	2
47	PAFZZ	5307-99-762-1239	K0192	SL735/8	STUD, PLAIN	4
48	PAOZZ	2520-99-520-1747	U0027	FH2611	BREATHER	1
49	PAFZZ	5315-99-830-5137	K0192	7600-134	PIN, ROLLER, BRAKE SHOE	4
50	PAFZZ	3120-99-752-0851	K0192	20DX16	BEARING, SLEEVE	8
51	PAFZZ	2520-99-212-4262	K0496	R8560/46A	SHAFT, AXLE, AUTOMOTIVE	2
52	PAFZZ	2530-99-219-5227	K0192	R9945/142	CAP, GREASE	2
53	PAFZZ	2530-99-830-5141	IREFO	NO PRIMARY REF 99-830-5141	EXCLUDER, DUST	2
54	PAFZZ	5306-99-777-0069	K7766	BS1768	BOLT, MACHINE	30
55	PAFZZ	5305-99-774-3994	K0192	7758/40	SETSCREW	4
56	PAOZZ	5360-99-828-7207	K0192	6954-165	SPRING, HELICAL, EXTENSION	4
57	PAOZZ	2530-99-755-8882	K0192	7758-99	PIN, PIVOT, BRAKE SHOE	4
58	PAFZZ	5310-99-763-0973	K0192	SL246/289	WASHER, RECESSED	8
59	PAFZZ	5305-99-774-3995	K0192	SL795-7	SCREW, CAP, HEXAGON HEAD	8
60	PAFZZ	2530-99-216-9329	K0192	R8294/86	HUB OIL COLLECTOR	2
61	PAFZZ		K0192	R8595/187	SEAL, OIL	2
62	PAFZZ	3120-99-131-3887	K0192	R8294-41	SLEEVE, WEAR	2
63	KFFZZ		K0192	SL289/247	CUP, BEARING PART OF KIT P/N 17898/66	2
64	KFFZZ		K0192	SL289/254	CONE, BEARING PART OF KIT P/N 17898/66	2
65	PAFZZ	5331-99-745-7876	U1068	207.271.9706	O-RING	2
66	PAFZZ	5315-99-452-6254	K0192	SL309/1	PIN, STRAIGHT, HEADLESS	8
67	PAFZZ	5306-99-255-0594	K0192	R3217/90	BOLT, MACHINE	10
68	PAFZZ	5310-99-923-0537	K0800	NP/D129/11/6	NUT, SELF-LOCKING, HEXAGON	2
69	PAFZZ	5310-99-297-5733	K0192	R9201/43	NUT, AXLE TUBE	2
70	PAFZZ	5325-99-212-4263	K0496	SL194/25	RING, RETAINING	2
71	PAFZZ	2530-99-993-9180	K0192	R8750/142	CAP, GREASE	2

(1)	(2)	(3)	(4)	(5)	(6)	(7)
ITEM	SMR			PART		
NO	CODE	NSN	CAGEC	NUMBER	DESCRIPTION AND USABLE ON CODES (UOC)	QTY
72	PAFZZ	5331-99-828-7212	K0640	R4875ML5391	O-RING	2
73	PAFZZ	5340-99-908-9330	K0192	R8224/39A	PLATE, MOUNTING	2
74	XDOZZ		K0192	2690/22H	PLUG, OIL FILLER	2
75	PAOZZ	5331-99-540-6838	U1068	200-214-4460	O-RING	6
76	PAOZZ	5315-99-425-4261	K0192	R8224/22	PLANET PIN END CAP	6
77	PAOZZ	5305-99-131-4076	K0496	R3283/90	SCREW, SHOULDER	2
78	PAOZZ	5340-99-463-7035	K0192	R9577/76	PLUG, PROTECTIVE DUST FOR ABS HOLE .	2
END OF FIGURE						

(1) ITEM NO	(2) SMR CODE	(3) NSN	(4) CAGEC	(5) PART NUMBER	(6) DESCRIPTION AND USABLE ON CODES (UOC)	(7) QTY
GROUP 090 REAR AXLE						
FIG. 3 REAR DIFFERENTIAL						
1	PAHZZ	5310-99-733-6533	K0192	R8863/156	NUT, PLAIN, EXTENDED WASHER	1
2	PAHZZ	2520-99-131-4409	K0192	R2237/95	FLANGE, COMPANION, VE	1
3	PAHZZ	5305-99-288-9379	K0496	SL557/13	SETSCREW	8
4	PAHZZ	5310-99-877-1524	K0496	SL242 NUMBER8	WASHER, LOCK	8
5	PAHZZ	3040-99-994-2127	K0496	R2096/29	PLATE, RETAINING, SHAFT	1
6	PAHZZ	5330-01-498-5061	80201	27365	SEAL, PLAIN ENCASED	1
7	KFHZZ		K0192	SL289/103	CUP, BEARING PART OF KIT, P/N	1
					17898/12	
8	KFHZZ		K0192	SL289/106	CONE, BEARING PART OF KIT, P/N	1
					17898/12	
9	PAHZZ	5365-99-147-5695	K0192	R9393/94A	SPACER, BEARING	V
9	PAHZZ	5365-99-846-8136	K0192	R9393/94B	SPACER, BEARING	V
9	PAHZZ	5365-99-989-0900	K0192	R9393/94C	SPACER, BEARING	V
9	PAHZZ	5365-99-364-0466	K0192	R9393/94D	SPACER, BEARING	V
9	PAHZZ	5365-99-388-8224	K0192	R9393/94E	SPACER, BEARING	V
9	PAHZZ	5365-99-605-8756	K0192	R9393/94F	SPACER, BEARING	V
9	PAHZZ	5365-99-212-4211	K0192	R9393/94G	SPACER, BEARING	V
9	XDHZZ		K0192	R9393/94H	SPACER	V
9	PAHZZ	5365-99-787-3891	K0192	R9393/94J	SPACER, BEARING	V
9	PAHZZ	5365-99-774-4447	K0192	R9393/94K	SPACER, BEARING	V
9	PAHZZ	5365-99-665-6567	K0192	R9393/94L	SPACER, BEARING	V
9	PAHZZ	5365-99-502-2508	K0192	R9393/94M	SPACER, BEARING	V
10	PAHZZ	5365-99-366-5503	K0192	R9393/115E	SPACER, BEARING	V
10	PAHZZ	5365-99-229-7706	K0192	R9393/115F	SPACER, BEARING	V
10	PAHZZ	5365-99-934-0956	K0192	R9393/115G	SPACER, BEARING	V
10	PAHZZ	3110-99-982-0133	K0192	R9393/115B	RING, BEARING, INNER	V
10	PAHZZ	3110-99-212-4288	K0192	R9393/115J	RING, BEARING, INNER	V
11	PAHZZ	3130-99-957-8583	K0192	R3144/32	HOUSING	V
12	KFHZZ		K0192	SL289/109	CUP, BEARING PART OF KIT, P/N	1
					17898/14	
13	KFHZZ		K0192	SL289/218	CONE, BEARING PART OF KIT, P/N	1
					17898/14	
14	XAHZZ		K0192	P2988/1	GEAR SET, BEVEL, MATCHED	1
15	PAHZZ	3110-99-788-6951	K0192	SL305/3	BEARING, SPECIAL	1
16	PAHZZ	5365-99-665-6568	K0192	R3290/119A	SHIM, SPECIAL	V
16	PAHZZ	5365-99-392-6040	K0192	R3290/119B	SHIM, SPECIAL	V
16	PAHZZ	5365-99-256-4401	K0192	R3290/119C	SHIM, SPECIAL	V
17	PAHZZ	5310-99-537-4153	K0496	SL221 NUMBER 8	NUT, PLAIN, HEXAGON	14

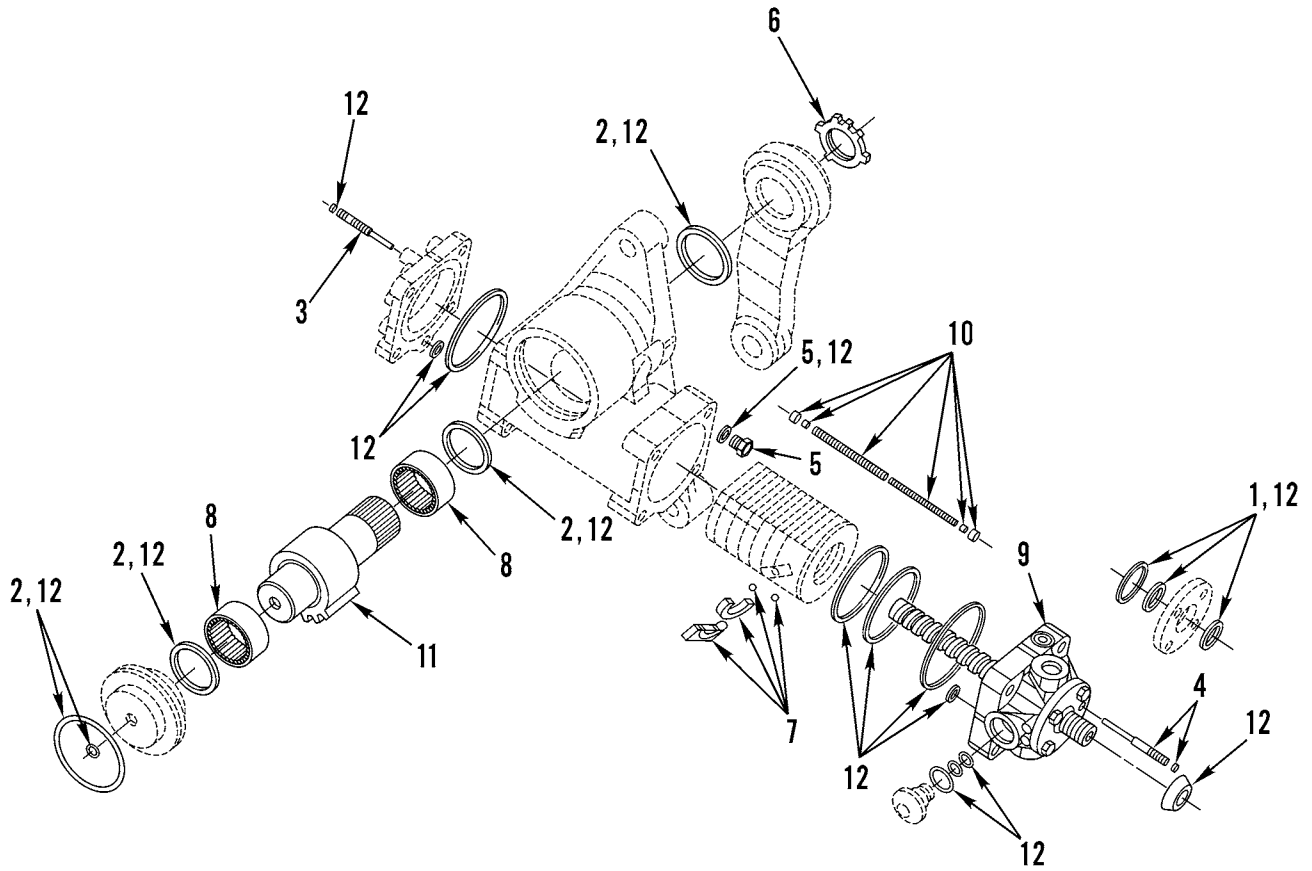
(1) ITEM NO	(2) SMR CODE	(3) NSN	(4) CAGEC	(5) PART NUMBER	(6) DESCRIPTION AND USABLE ON CODES (UOC)	(7) QTY
18	PAHZZ	5310-99-877-1524	K0496	SL242 NUMBER 8	WASHER, LOCK	14
19	PAHZZ	2520-99-384-4088	K0192	SR3263/30	DIFFERENTIAL GEAR UNIT	1
20	PAHZZ	5310-99-870-0934	K0496	SL.238 NUMBER 6	WASHER, FLAT	8
21	PAHZZ	5310-99-254-7425	K0496	S.L.228 NUMBER 7	NUT, SELF-LOCKING, HEXAGON	8
22	PAHZZ	5310-99-131-3909	K0192	R3665/34B	NUT, ADJUSTING	1
23	KFHZZ		K0192	SL289/185	CUP, BEARING PART OF KIT, P/N 17898/47	2
24	KFHZZ		K0192	SL289/186	CONE, BEARING PART OF KIT, P/N 17898/47	2
25	PAHZZ	3120-99-281-4036	K0192	R3119/15	WASHER, THRUST	2
26	PAHZZ	2530-99-380-6736	K0192	R3123/24	RING, BEVEL, AUTOMOTIVE WHEEL	2
27	PAHZZ	3040-99-147-5747	K0496	SR3263/7	HOUSING, MECHANICAL DRIVE	1
28	PAHZZ	5310-99-273-7859	K0192	SL238/9	WASHER, SPECIAL	4
29	PAHZZ	5306-99-591-2306	K0496	SL705/57	BOLT, SHOULDER	4
30	PAHZZ	5307-99-665-6706	K0496	SL737/8	STUD, PLAIN	14
31	PAHZZ	2520-99-250-2595	K0192	R2237/4	AXLE ASSEMBLY, AUTOMOTIVE, DRIVING . .	1
32	XDOZZ		K0192	2690/22H	PLUG, OIL FILLER	1
33	PAOZZ	2520-99-520-1747	U0027	FH2611	BREATHER	1
34	PAOZZ	2520-99-828-4472	K0192	R3934/22H	PLUG, MAGNETIC	1
35	PAHZZ	5315-99-895-7610	K7766	BS1574	PIN, COTTER, SPLIT	2
36	PAHZZ	5307-99-250-1261	K0496	SL785/42	STUD, PLAIN	8
37	PAHZZ	5306-99-464-1289	K0496	R3211/184	BOLT, MACHINE	12
38	PAHZZ	3120-99-847-8349	K0192	R3119/17A	WASHER, THRUST	4
39	PAHZZ	3020-99-930-5087	K0192	SR3123/23	GEAR, BEVEL	4
40	PAHZZ	2520-99-344-3548	K0192	R3305/5A	SPIDER, DIFFERENTIAL	1
41	PAHZZ	5340-99-104-1415	K1016	SP33008	CAP-PLUG, PROTECTIVE, DUST AND MOISTURE	2
42	PAHZZ	5340-99-574-4672	K0192	R2237/48	SPRING PAD	2

END OF FIGURE



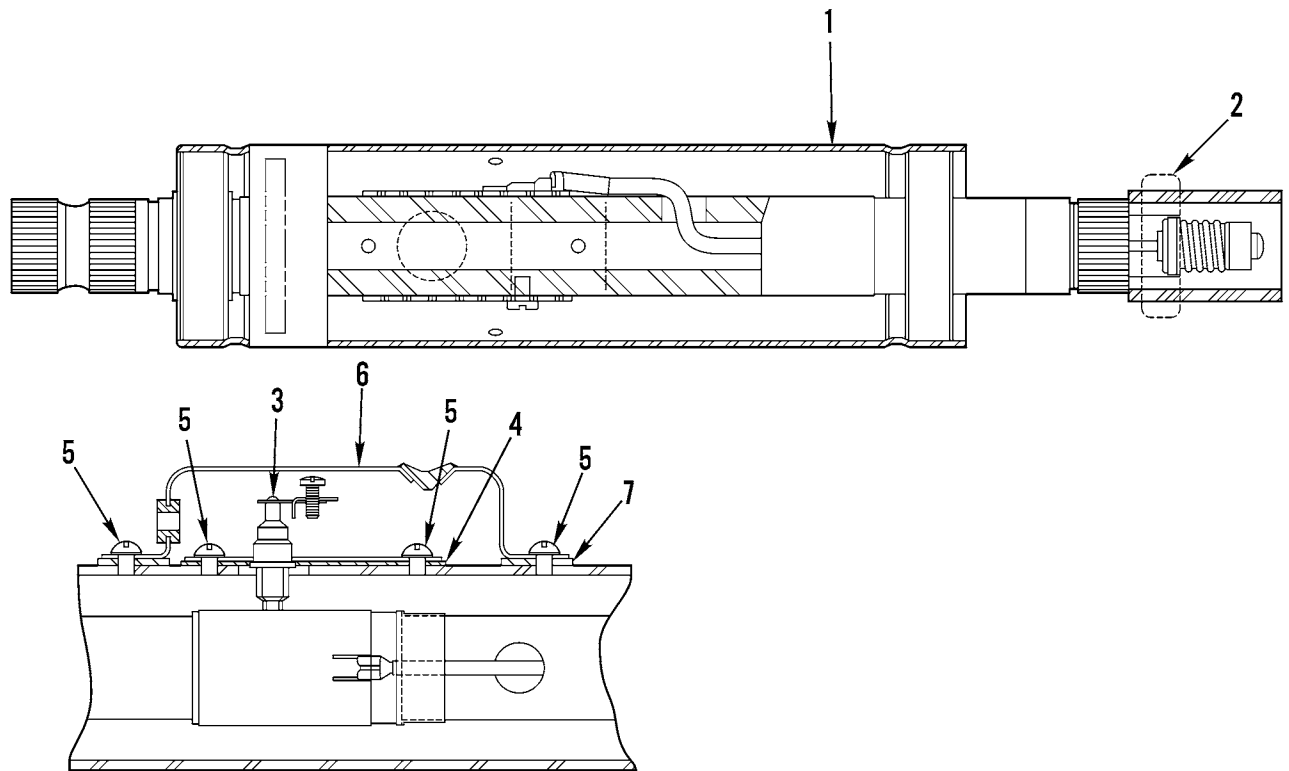
Group 110, Figure 1. Power Steering Assembly and Mounting Hardware

(1) ITEM NO	(2) SMR CODE	(3) NSN	(4) CAGEC	(5) PART NUMBER	(6) DESCRIPTION AND USABLE ON CODES (UOC)	(7) QTY
GROUP 110 STEERING						
FIG. 1 POWER STEERING ASSEMBLY AND MOUNTING HARDWARE						
1	PAFFF	2530-01-498-8197	03533	A280A-85	STEERING GEAR SEE FIG 2 FOR DOWN . PARTS	1
2	PAOZZ	5306-01-499-1656	03533	25M-13	BOLT,MACHINE	2
3	PAOZZ	5310-01-509-4778	03533	219-329	NUT,PLAIN,HEXAGON	2
4	PAOZZ	2530-01-500-0211	72447	916657-585	SHAFT,STEERING COLUMN	1
5	PAOZZ	5310-01-500-4506	03533	219-227	NUT,PLAIN,EXTENDED WASHER,HEXAGON .	6
6	PFOZZ	5306-01-499-1627	03533	A25-713	BOLT,MACHINE	6
7	PFOZZ	5325-01-498-9964	03533	A268-370	RING,RETAINING	1
8	PFOZZ	5340-01-499-8214	03533	B44-86	BOOT,DUST AND MOISTURE SEAL	1
9	PAOZZ	2530-01-275-6225	03533	32-1379	HOUSING,STEERING COLUMN	1
10	PFOZZ	5340-01-499-8370	03533	352-96	PAD,CUSHIONING	1
11	PFOZZ	5340-01-499-8381	03533	352-97	PAD,CUSHIONING	1
12	PAOOO	2530-01-498-9688	03533	A339-33	SHAFT,STEERING COLUMN SEE FIG 3 ... FOR DOWN PARTS	1
13	PFOZZ	2590-01-498-9268	03533	184V-84	PARTS KIT,HORN BUTTON SWITCH	1
14	PBOZZ	2530-01-499-9985	0KAW7	BXBL1824D4V	STEERING WHEEL	1
15	PAOZZ	5305-00-782-9489	80204	B1821BH038C2 00N	SCREW,CAP,HEXAGON	6
16	PFFZZ	2530-01-499-0900	03533	76C-27	DRAG LINK,STEERING	1
17	PAOZZ	5315-01-509-9057	03533	60-96	PIN,COTTER	2
18	XDFZZ		03533	C32Y-125	BRACKET	1
19	PAFZZ	5306-01-499-1800	03533	A25-551	BOLT,MACHINE	1
20	PAFZZ	5310-01-499-3612	03533	219-232	NUT,PLAIN,EXTENDED WASHER,HEXAGON .	7
21	PAFZZ	5306-01-499-1724	03533	A25-528	BOLT,MACHINE	2
22	PAFZZ	5310-01-500-5592	03533	362-29	WASHER,FLAT	2
23	PAFZZ	5310-01-495-8334	03533	362-64	WASHER,FLAT	1
24	PAFZZ	2530-01-499-9986	03533	2-87	PITMAN ARM,STEERING,VEHICULAR	1
25	PAFZZ	5306-01-499-1878	03533	A25-638	BOLT,MACHINE TOP HOLES	2
26	PAFZZ	5306-01-499-0510	03533	25-533	BOLT,MACHINE	2
BOTTOM HOLES						
END OF FIGURE						



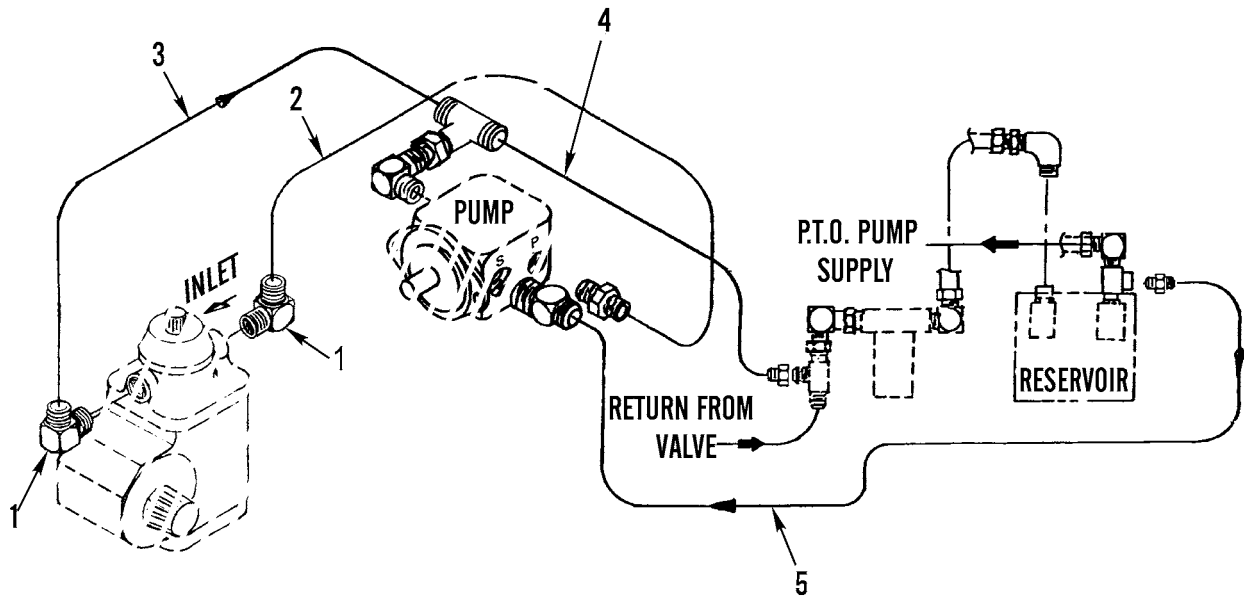
Group 110, Figure 2. Power Steering Gear Assembly

(1) ITEM NO	(2) SMR CODE	(3) NSN	(4) CAGEC	(5) PART NUMBER	(6) DESCRIPTION AND USABLE ON CODES (UOC)	(7) QTY
GROUP 110 STEERING						
FIG. 2 POWER STEERING GEAR ASSEMBLY						
1	PAFZZ	5330-01-502-6567	78222	5542261	PACKING ASSORTMENT, PREFORMED	1
2	PAFZZ	5330-01-499-1775	78222	5541911	PARTS KIT, SEAL REPLACEMENT	1
3	PAFZZ	2530-01-498-5157	78222	1820931K	PARTS KIT, STEERING GEAR	1
4	PAFZZ	5340-01-499-4099	78222	1820891K	PLUNGER, DETENT	1
5	PAFZZ	5365-01-394-5979	78222	3331322K	PLUG, MACHINE THREAD	1
6	PAFZZ	2530-01-480-7065	45152	7HB154	PARTS KIT, STEERING GEAR	1
7	PAFZZ	2530-01-498-5155	78222	5543011	PARTS KIT, STEERING GEAR	1
8	PAFZZ	3110-01-498-3678	78222	5541331	BEARING, ROLLER, NEEDLE	1
9	PAFZZ	3130-01-498-3675	78222	5540521	CAP, PILLOW BLOCK	1
10	PAFZZ	4810-01-498-1547	78222	0751941K	PARTS KIT, SAFETY RELIEF VALVE	1
11	PAFZZ	3040-01-498-1905	78222	18703732K	SHAFT ASSEMBLY, SHOULDERED	1
12	PAFZZ	5330-01-499-8968	78222	5543211	PARTS KIT, SEAL REPLACEMENT	1
END OF FIGURE						



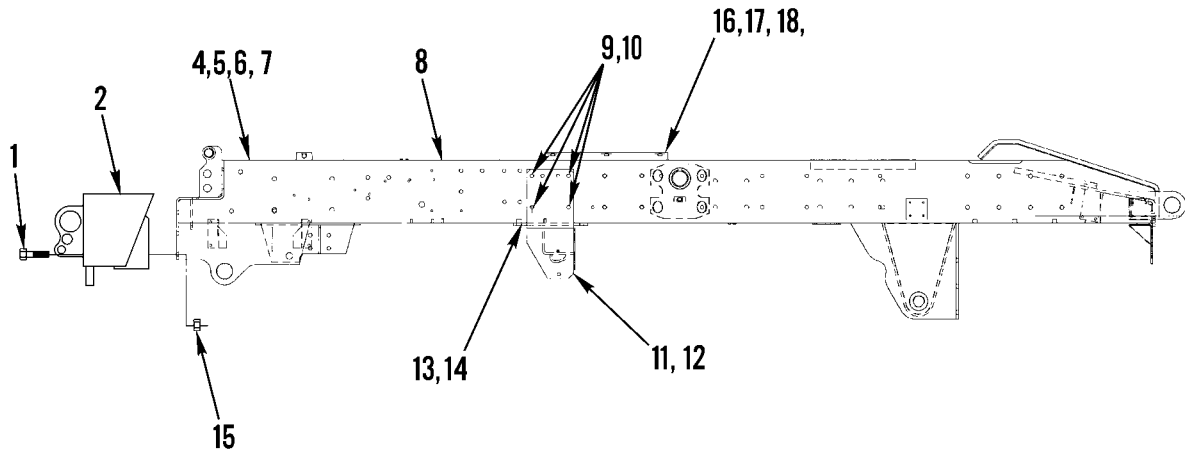
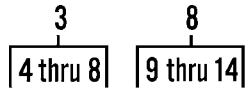
Group 110, Figure 3. Upper Column Assembly

(1) ITEM NO	(2) SMR CODE	(3) NSN	(4) CAGEC	(5) PART NUMBER	(6) DESCRIPTION AND USABLE ON CODES (UOC)	(7) QTY
					GROUP 110 STEERING	
					FIG. 3 UPPER COLUMN ASSEMBLY	
1	XDOZZ		03533	B339-12	COLUMN,STEERING	1
2	PAOZZ	5310-00-084-3916	77640	026115	NUT,PLAIN,HEXAGON	1
3	PAOZZ	2590-00-054-1006	77640	032149	CONTACT,HORN	1
4	PFOZZ	5365-01-499-1322	03533	A284-417	SPACER,PLATE	1
5	PAOZZ	5305-01-356-8417	39428	90077A148	SCREW,TAPPING	6
6	XDOZZ		03533	A63-347	COVER,CONTACT	1
7	PAOZZ	5310-01-499-1846	03533	A367-182	WASHER,FLAT	4
					END OF FIGURE	



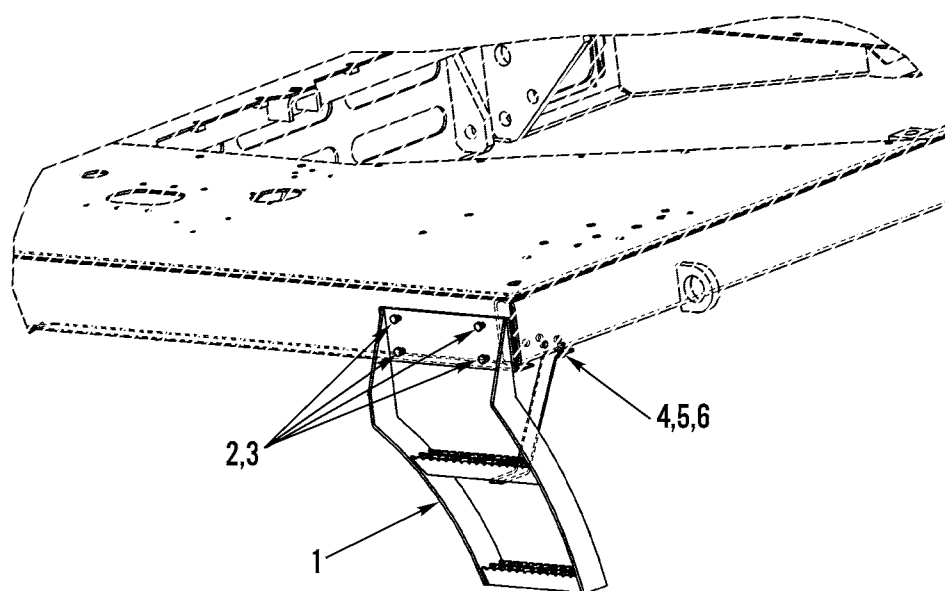
Group 110, Figure 4. Hydraulic Lines and Fittings

(1) ITEM NO	(2) SMR CODE	(3) NSN	(4) CAGEC	(5) PART NUMBER	(6) DESCRIPTION AND USABLE ON CODES (UOC)	(7) QTY
					GROUP 110 STEERING	
					FIG. 4 HYDRAULIC LINES AND FITTINGS	
1	PAOZZ	4730-01-088-4453	30780	10-8-C5XS	ELBOW,TUBE TO BOSS	2
2	PAOZZ	4720-01-499-6679	03533	A145-2645	HOSE ASSEMBLY, NONMETALLIC	1
3	PAOZZ	4720-01-499-6670	03533	A145-2761	HOSE ASSEMBLY, NONMETALLIC	1
4	PAOZZ	4720-01-499-6681	03533	A145-1644	HOSE ASSEMBLY, NONMETALLIC	1
5	PAOZZ		03533	145-3462	HOSE ASSEMBLY, NONMETALLIC	1
					END OF FIGURE	



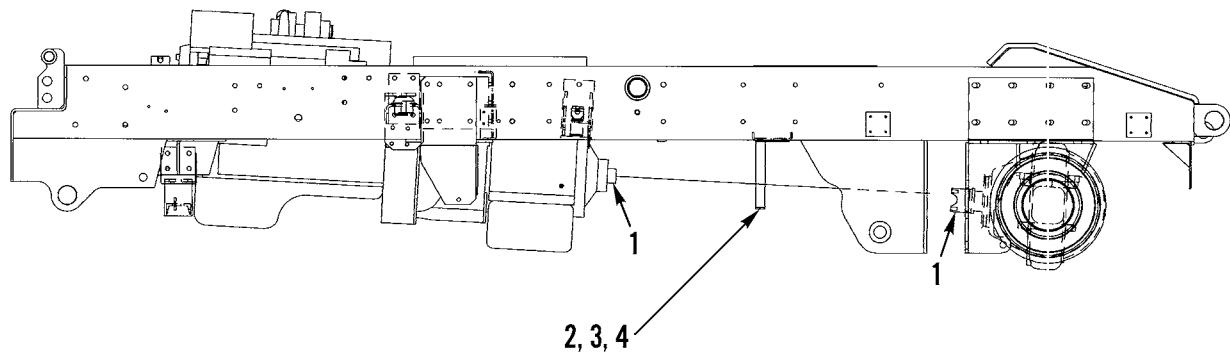
Group 115, Figure 1. Frame Assembly and Related Parts

(1) ITEM NO	(2) SMR CODE	(3) NSN	(4) CAGEC	(5) PART NUMBER	(6) DESCRIPTION AND USABLE ON CODES (UOC)	(7) QTY
GROUP 115 FRAME						
FIG. 1 FRAME ASSEMBLY AND RELATED PARTS						
1	PAOZZ	5305-00-724-7224	80204	B1821BH063C2 50N	SCREW,CAP,HEXAGON	6
2	XDOZZ		03533	C33A-0168	BUMPER,VEHICULAR FRONT	1
3	XDFFF		03533	355J-0012	FRAME SUB-ASSEMBLY	1
4	XDFZZ		03533	032W-0231	.BRACKET,MOUNT,RADIA	1
5	XDFZZ		03533	032W-0232	.BRACKET,MOUNT,RADIA	1
6	PAFZZ	5306-01-499-0988	03533	25-530	.BOLT,MACHINE	4
7	XDOZZ		03533	035-0357	.BUSHING,BRONZE	2
8	XDFZZ		03533	355-0087	.FRAME ASSEMBLY	1
9	PAFZZ	5306-01-529-1270	03533	25-529	.BOLT,MACHINE	8
10	PAFZZ	5310-01-495-9476	03533	219-231	.NUT,PLAIN,EXTENDED WASHER	8
11	XDFZZ		03533	32Z-175	.BRACKET,LEAF SPRING LEFT SIDE	1
12	XDFZZ		03533	32Z-176	.BRACKET,LEAF SPRING RIGHT SIDE ...	1
13	PAFZZ	5306-01-499-0118	03533	25-607	.BOLT,MACHINE	2
14	PAFZZ	5310-01-499-3612	03533	219-232	.NUT,PLAIN,EXTENDED WASHER	2
15	PAOZZ	5310-01-500-5800	03533	219-116	NUT,PLAIN,HEXAGON	6
16	XDOZZ		03533	262B-0052	PLATFORM ASSEMBLY TRANSMISSION ... ACCESS	1
17	PAOZZ	2590-01-504-0527	03533	254-570	PAD,CUSHIONING WALKWAY SUPPORT	2
18	PAOZZ	5306-01-499-0908	03533	025-0713	BOLT,MACHINE	6
END OF FIGURE						



Group 115, Figure 2. Step Assembly and Mounting Hardware

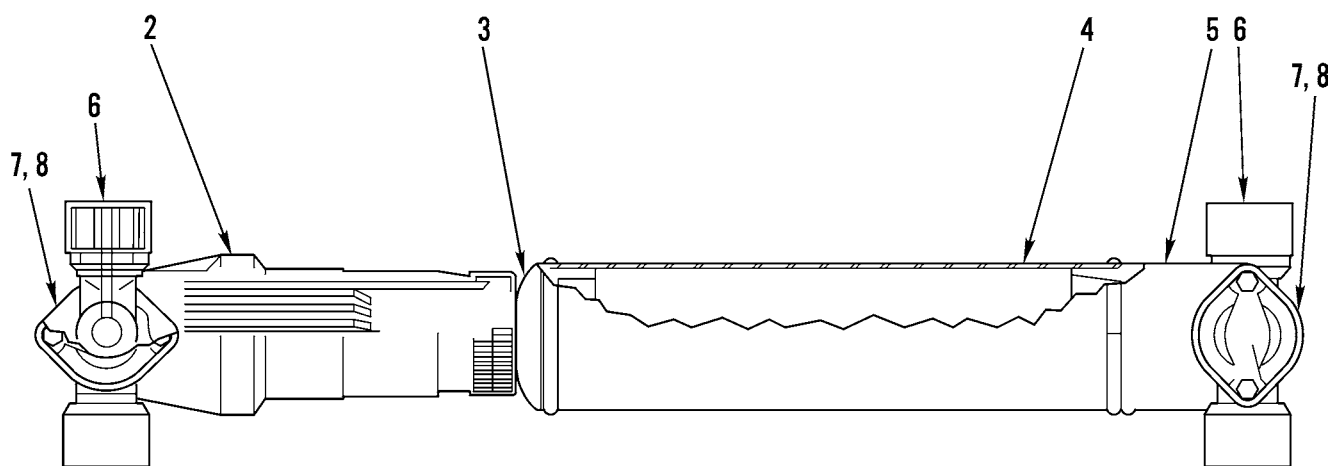
(1) ITEM NO	(2) SMR CODE	(3) NSN	(4) CAGEC	(5) PART NUMBER	(6) DESCRIPTION AND USABLE ON CODES (UOC)	(7) QTY
					GROUP 115 FRAME	
					FIG. 2 STEP ASSEMBLY AND MOUNTING HARDWARE	
1	XDOZZ		03533	293A-0048	STEP	1
2	PAOZZ	5306-01-509-3521	03533	28-47	BOLT, MACHINE	4
3	PAOZZ	5310-00-014-5855	019L2	21NE066	NUT, SELF-LOCKING	4
4	PAOZZ	5305-01-499-5677	03533	310-137	SCREW, MACHINE	1
5	PAOZZ	5310-01-499-2143	03533	362-22	WASHER, FLAT	1
6	PAOZZ	5310-01-349-6108	03481	S37P280	NUT, PLAIN, BLIND RIVET	1
					END OF FIGURE	



Group 120, Figure 1. Propshaft Assembly and Mounting Hardware

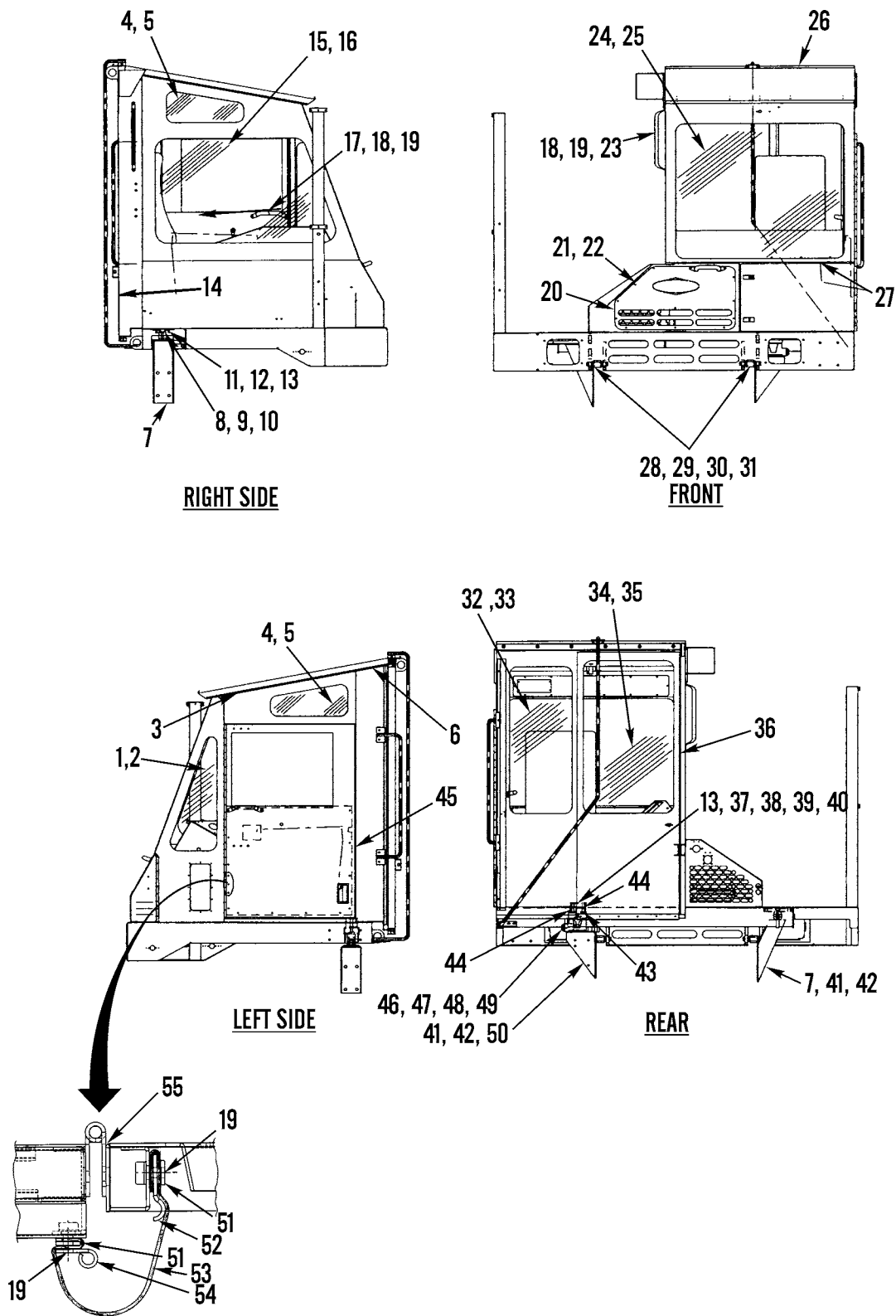
(1) ITEM NO	(2) SMR CODE	(3) NSN	(4) CAGEC	(5) PART NUMBER	(6) DESCRIPTION AND USABLE ON CODES (UOC)	(7) QTY
					GROUP 120 PROPSHAFT	
					FIG. 1 PROPSHAFT MOUNTING HARDWARE	
1	PAOZZ	5340-01-514-7829	03533	A184R-4	STRAP,RETAINING	2
2	XDOZZ		03533	32-8420	BRACKET,PROPSHAFT GUARD	1
3	PAOZZ	5306-01-499-0988	03533	25-530	BOLT,MACHINE	2
4	PAOZZ	5310-01-500-4503	03533	219-229	NUT,PLAIN,EXTENDED WASHER HEXAGON .	2
					END OF FIGURE	

1
2 thru 8



Group 120, Figure 2. Propshaft Assembly

(1) ITEM NO	(2) SMR CODE	(3) NSN	(4) CAGEC	(5) PART NUMBER	(6) DESCRIPTION AND USABLE ON CODES (UOC)	(7) QTY
					GROUP 120 PROPSHAFT	
					FIG. 2 PROPSHAFT ASSEMBLY	
1	PAOOO	3040-01-498-8198	03533	A260C-99	SHAFT, SHOULDERED	1
2	PAOZZ	2520-01-498-9363	03533	904287	. YOKE, UNIVERSAL JOINT, VEHICULAR ...	1
3	PAOZZ	3040-01-498-2256	03533	6-40-521	. SHAFT, SHOULDERED	1
4	XDOZZ		03533	32-30-72	. TUBE	1
5	XDOZZ		03533	6-28-347	. TUBE, YOKE	1
6	PAOZZ	2520-01-289-8307	7H161	5-515X	. SPIDER, UNIVERSAL JO	2
7	PAOZZ	5340-00-759-4742	72447	230323	. LOCKING PLATE, NUT AND BOLT	4
8	PAOZZ	5306-00-529-1320	72447	6-73-210	. BOLT, MACHINE	8
					END OF FIGURE	

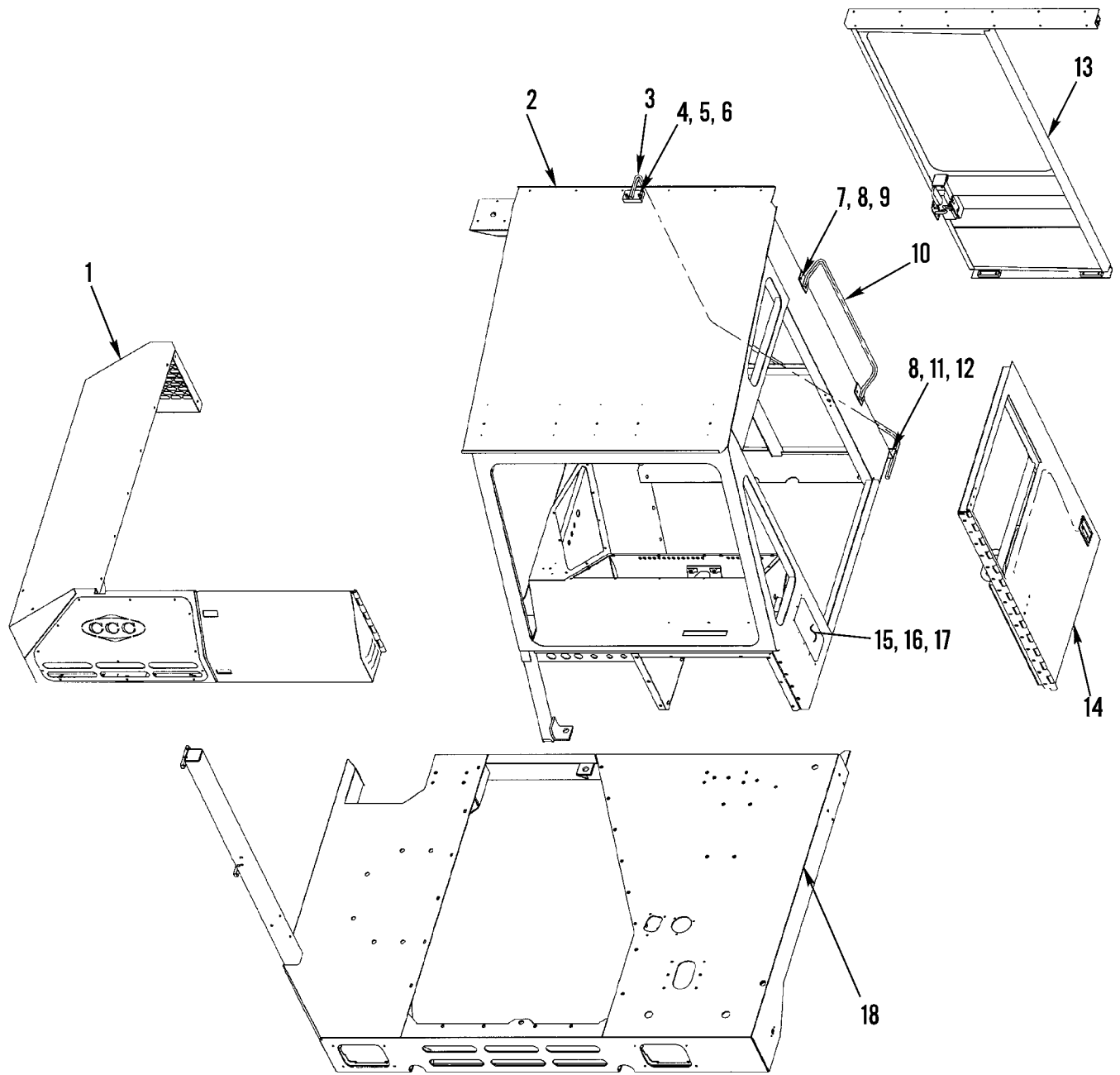


Group 140, Figure 1. Cab Assembly

(1) ITEM NO	(2) SMR CODE	(3) NSN	(4) CAGEC	(5) PART NUMBER	(6) DESCRIPTION AND USABLE ON CODES (UOC)	(7) QTY
GROUP 140 CAB AND SHEET METAL						
FIG. 1 CAB ASSEMBLY						
1	PAOZZ	2510-01-499-1368	03533	137-0147	WINDOW,VEHICULAR	1
2	MOOZZ		03533	284A-0051-7	SEAL,NONMETALLIC	1
					MAKE FROM P/N 284A-0051,7 FEET	
3	XDOZZ		03533	063-1840	COVER,CAB HEADLINER	2
4	PAOZZ	2510-01-498-9497	03533	137-0148	WINDOW,VEHICULAR	2
5	MOOZZ		03533	284A-0051-42	SEAL,NONMETALLIC MAKE FROM SEAL, ..	2
					P/N 284A-0051,5 FEET	
6	XDOZZ		03533	063-1841	COVER,CAB HEADLINER	2
7	XDOZZ		03533	032F-0393	BRACKET,RH REAR CAB MOUNT	1
8	PAOZZ	5340-01-503-4920	03533	292-0090	BUMPER,NONMETALLIC	1
9	PAOZZ	5305-01-503-5759	03533	310-130	SCREW,CAP,HEXAGON H	1
10	PAOZZ	5310-01-499-3693	03533	219-284	NUT,PLAIN,EXTENDED	1
11	XDOZZ		03533	242D-0360	SUPPORT	1
12	PAOZZ	5306-01-503-6484	03533	25-511	BOLT,MACHINE	4
13	PAOZZ	5310-01-500-4503	03533	219-229	NUT,PLAIN,EXTENDED	6
14	XDOZZ		03533	063-1842	COVER,WALL,CAB	1
15	PAOZZ	2510-01-498-9499	03533	137-0146	WINDOW,VEHICULAR	1
16	MOOZZ		03533	284A-0051-13	SEAL,NONMETALLIC	1
					MAKE FROM P/N 284A-0051, 13 FEET	
17	PFOZZ	5340-01-499-4562	03533	142-0122	HANDLE,BOW	2
18	PAOZZ	5310-01-198-1722	34623	5982526	NUT,PLAIN,BLIND RIVET	6
19	PAOZZ	5305-01-499-1039	03533	310-0150	SCREW,MACHINE	12
20	MOOZZ		03533	284A-59-5	SEAL,NONMETALLIC MAKE FROM P/N	1
					284A59,8 FEET	
21	PAOZZ	5310-01-498-0294	03533	367-0169	WASHER,FLAT	13
22	PAOZZ	5305-01-500-1192	03533	310-0063	SCREW,MACHINE	13
23	PFOZZ	5340-01-499-4559	03533	142-0113	HANDLE,BOW	1
24	PAOZZ	2510-01-499-1388	03533	137-0145	WINDOW,VEHICULAR	1
25	MOOZZ		03533	284A-0185-14	SEAL,NONMETALLIC MAKE FROM SEAL, ..	1
					P/N 284A-0185,15 FEET	
26	XDHZZ		03533	A046-0559	CAB ASSEMBLY	1
27	MOOZZ		03533	284A-188-4	TRIM,EDGE,NONMETALL	1
					MAKE FROM TRIM,P/N 284A-188,4 FEET	
28	PAOZZ	5340-01-499-8406	03533	352-0169	DAMPER,VIBRATION	2

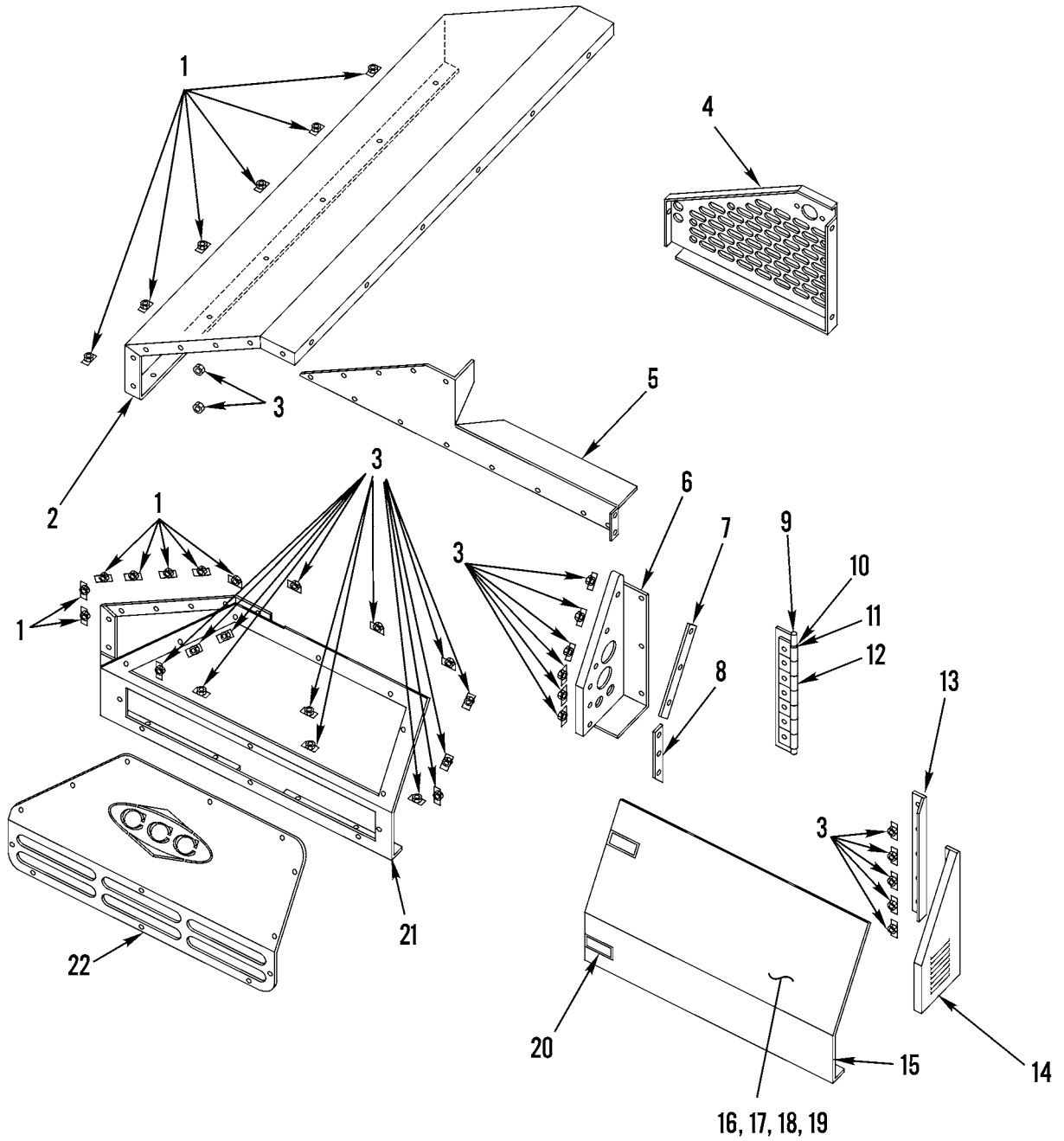
(1) ITEM NO	(2) SMR CODE	(3) NSN	(4) CAGEC	(5) PART NUMBER	(6) DESCRIPTION AND USABLE ON CODES (UOC)	(7) QTY
29	PAOZZ	5315-01-500-4910	03533	A243-0504	PIN, STRAIGHT HEADLESS	2
30	PAOZZ	5310-01-500-5592	03533	362-29	WASHER, FLAT	6
31	PAOZZ	5315-01-498-9969	03533	A060-0127	PIN, COTTER	2
32	PAOZZ	2510-01-499-1375	03533	137-0149	WINDOW, VEHICULAR	1
33	MOOZZ		03533	284A-0051-10	SEAL, NONMETALLIC MAKE	1
					FROM P/N 284A-0051, 10 FEET	
34	PAOZZ	2510-01-498-9498	03533	137-0150	WINDOW, VEHICULAR	1
35	MOOZZ		03533	284A-0051-12	SEAL, NONMETALLIC MAKE FROM	1
					P/N 284A-0051, 12 FEET	
36	MOOZZ		03533	284A-91-16	SEAL, NONMETALLIC MAKE FROM SEAL, ..	1
					P/N SD-503, 17 FEET	
37	PAOZZ	5310-01-500-5604	03533	367-216	WASHER, FLAT	1
38	PAOZZ	5306-01-499-1038	03533	A028-0079	BOLT, MACHINE	2
39	PAOZZ	5310-01-503-5265	03533	362-51	WASHER, FLAT	2
40	PFOZZ	5365-01-499-2245	03533	A285J-0008	SPACER, SLEEVE	2
41	PAOZZ	5306-01-499-1044	03533	025-0503	BOLT, MACHINE	8
42	PAOZZ	5310-01-499-3605	03533	219-0231	NUT, PLAIN, EXTENDED	8
43	XDOZZ		03533	032F-0396	BRACKET	1
44	PFOZZ	5340-01-499-8445	03533	352-0112	DAMPER, SHIMMY	2
45	MOOZZ		03533	284A-0055-15	SEAL, NONMETALLIC MAKE FROM SEAL, ..	1
					P/N 284A-0055, 10 FEET	
46	PAOZZ	5340-01-499-8412	03533	207-2297	LATCH, RIM CAB TILT	1
47	PAOZZ	5306-01-499-1019	03533	A024-0041	BOLT, MACHINE	8
48	PAOZZ	5310-01-495-9531	03533	219-62	NUT, PLAIN, HEXAGON	8
49	PAOZZ	5310-01-499-2143	03533	362-22	WASHER, FLAT	8
50	XDOZZ		03533	032F-0501	BRACKET, LH REAR CAB MOUNT	1
51	XDOZZ		03533	A294-0067	BRACKET, SIDE DOOR STOP	2
52	XDOZZ		03533	B032-4608	BRACKET	1
53	PFOZZ	5340-01-499-8435	03533	294-0069	STRAP, WEBBING	1
54	XDOZZ		03533	B032-4607	BRACKET	1
55	MOOZZ		03533	284A-257-5	SEAL, NONMETALLIC	1
					MAKE FROM P/N 284A-257, 5 FEET	

END OF FIGURE



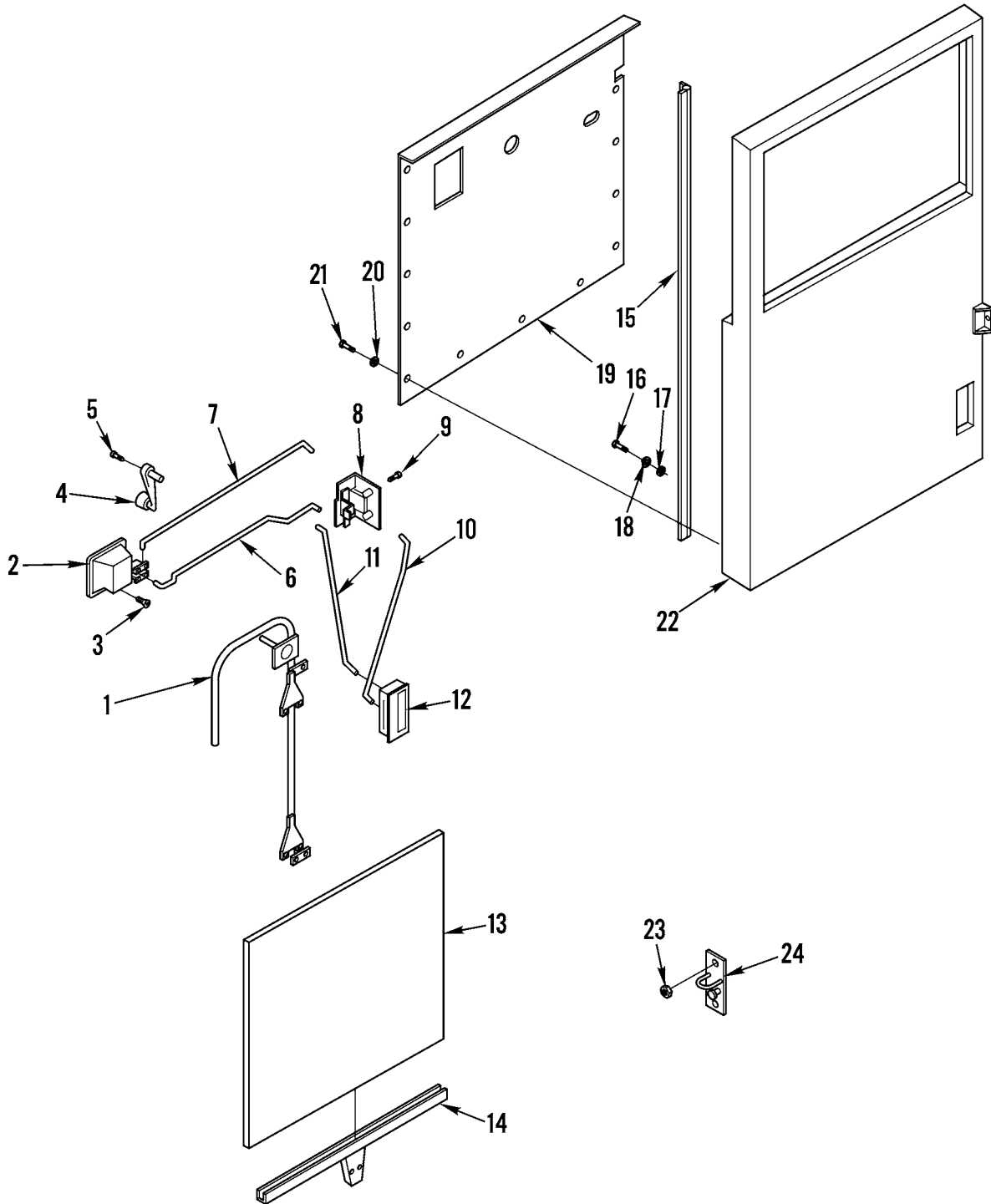
Group 140, Figure 2. Cab, Hood, Doors, and Platform

(1) ITEM NO	(2) SMR CODE	(3) NSN	(4) CAGEC	(5) PART NUMBER	(6) DESCRIPTION AND USABLE ON CODES (UOC)	(7) QTY
					GROUP 140 CAB AND SHEET METAL	
					FIG. 2 CAB, HOOD, DOORS, AND PLATFORM	
1	PFFZZ	2510-01-504-1171	03533	46-558	COWL,HOOD,VEHICULAR SEE FIGURE 3 .	1
2	XDFZZ		03533	46-557	CAB SUB-ASSEMBLY	1
3	XDOZZ		03533	142-247	HANDLE,GRAB	1
4	PAOZZ	5306-01-499-5763	03533	28-39	BOLT,MACHINE	2
5	PAOZZ	5310-01-500-4223	03533	361-11	WASHER,LOCK	2
6	PAOZZ	5310-01-499-2143	03533	362-22	WASHER,FLAT	2
7	XDOZZ		03533	28-20	SCREW,CAP,HEXAGON	4
8	PAOZZ	5310-01-509-3590	03533	362-19	WASHER,FLAT	15
9	PAOZZ	5310-01-500-5805	03533	361-10	WASHER,LOCK	15
10	XDOZZ		03533	142-248	HANDLE,GRAB	1
11	XDOZZ		03533	24-31	SCREW,CAP,HEXAGON	2
12	PAOZZ	5310-01-509-3813	03533	219-61	NUT,SELF-LOCKING	2
13	PAOOO	2510-01-504-2609	03533	78-237	DOOR,VEHICULAR REAR SEE FIGURE 5 .	1
14	PAOOO	2510-01-504-1218	03533	78-236	DOOR,VEHICULAR LH SEE FIGURE 4	1
15	PFOZZ	2540-01-154-1322	30187	690-210	VENTILATOR,AIR CIRCULATING	1
16	PAOZZ	5305-01-509-2045	03533	310-38	SCREW,MACHINE	12
17	XDOZZ		03533	219-163	NUT,SELF-LOCKING	12
18	XDFZZ		03533	46-556	PLATFORM ASSEMBLY	1
					END OF FIGURE	



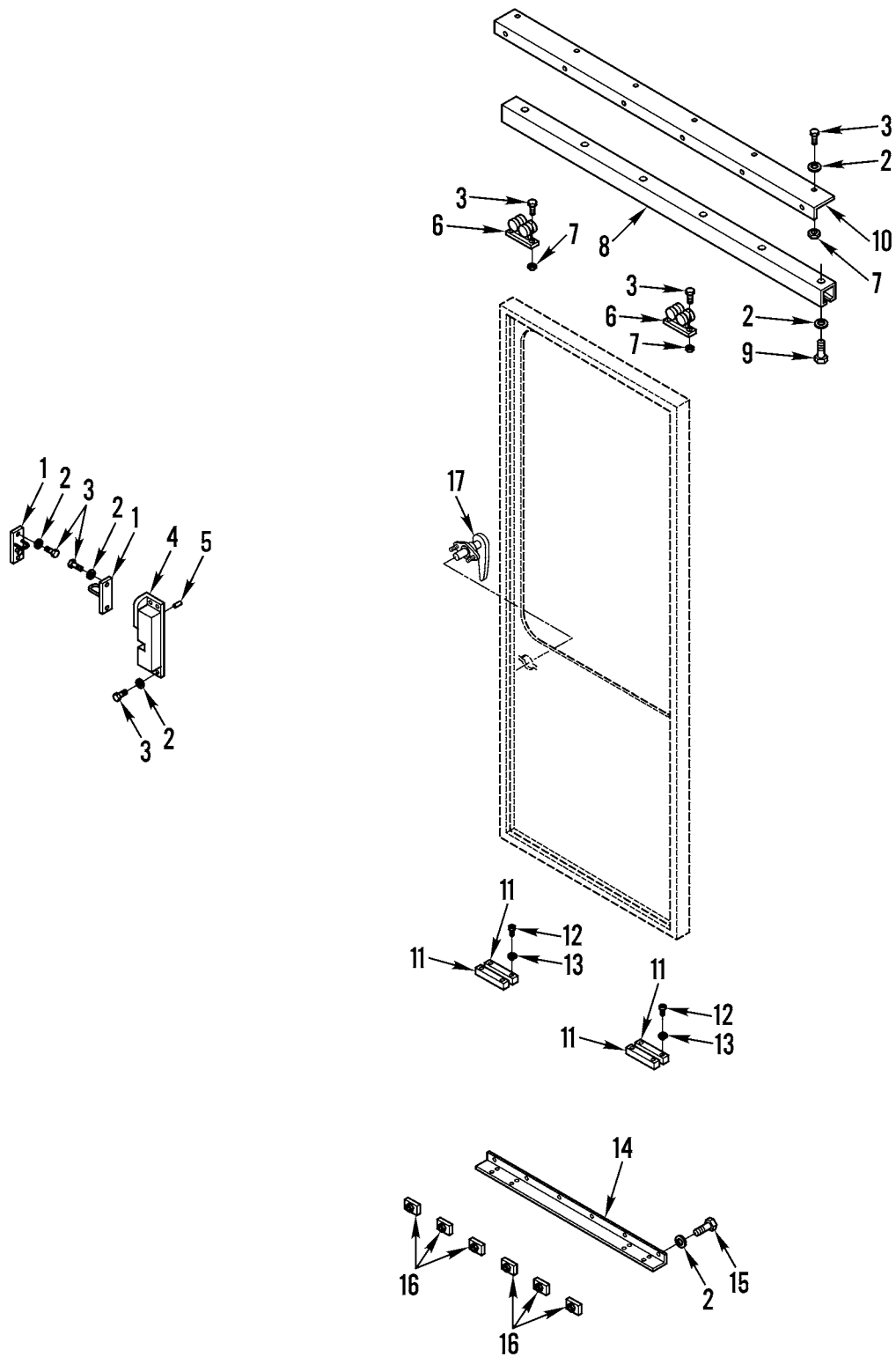
Group 140, Figure 3. Hood Assembly

(1) ITEM NO	(2) SMR CODE	(3) NSN	(4) CAGEC	(5) PART NUMBER	(6) DESCRIPTION AND USABLE ON CODES (UOC)	(7) QTY
GROUP 140 CAB AND SHEET METAL						
FIG. 3 HOOD ASSEMBLY						
1	PAOZZ	5310-01-503-5315	03533	219-164	NUT, PLAIN, PLATE	18
2	XAFZZ		03533	46-558-01	COVER, ENGINE	1
3	PAOZZ	5310-01-204-0451	03533	219-274	NUT, PLAIN, PLATE	21
4	PFFZZ	5340-01-503-9368	03533	46-558-2	COVER, ACCESS	1
5	PFOZZ	2930-01-503-5002	03533	46-558-12	SHROUD, FAN, RADIATOR	1
6	PFOZZ	5340-01-503-8998	03533	46-558-04	BRACKET, MOUNTING	1
7	PFOZZ	5340-01-503-9087	03533	46-558-6	BRACKET, ANGLE	1
8	PFOZZ	5340-01-503-9377	03533	46-558-5	BRACKET, ANGLE	1
9	XDOZZ		03533	14-197B	HINGE, PIN	1
10	PFOZZ	2510-01-504-1139	03533	14-197	HINGE, HOOD, VEHICULAR	1
11	PFOZZ	2510-01-504-1145	03533	14-197A	HINGE, HOOD, VEHICULAR	1
12	PFOZZ	2510-01-503-9884	03533	14-197C	HINGE, HOOD, VEHICULAR	1
13	PFOZZ	2590-01-504-1242	03533	46-558-10	BRACKET, VEHICULAR COMPONENTS	1
14	XAOZZ		03533	46-558-09	END CAP, DOOR	1
15	XAOZZ		03533	46-558-08	DOOR, SHEET METAL	1
16	XAOZZ		03533	46-558-07	DOOR SUB-ASSEMBLY	1
17	PAOZZ	5305-01-529-3241	03533	28-22	SCREW, CAP, HEXAGON	9
18	PAOZZ	5310-01-509-3590	03533	362-19	WASHER, FLAT	9
19	PAOZZ	5310-01-500-5805	03533	361-10	WASHER, LOCK	9
20	PFOZZ	2540-01-504-1228	03533	62402513859	LATCH, HOOD, VEHICULAR	2
21	PFFZZ	2510-01-503-9848	03533	46-558-03	GRILLE, RADIATOR, VEHICULAR	1
22	XAOZZ		03533	46-558-11	GRILLE, RADIATOR, VEHICULAR	1
END OF FIGURE						



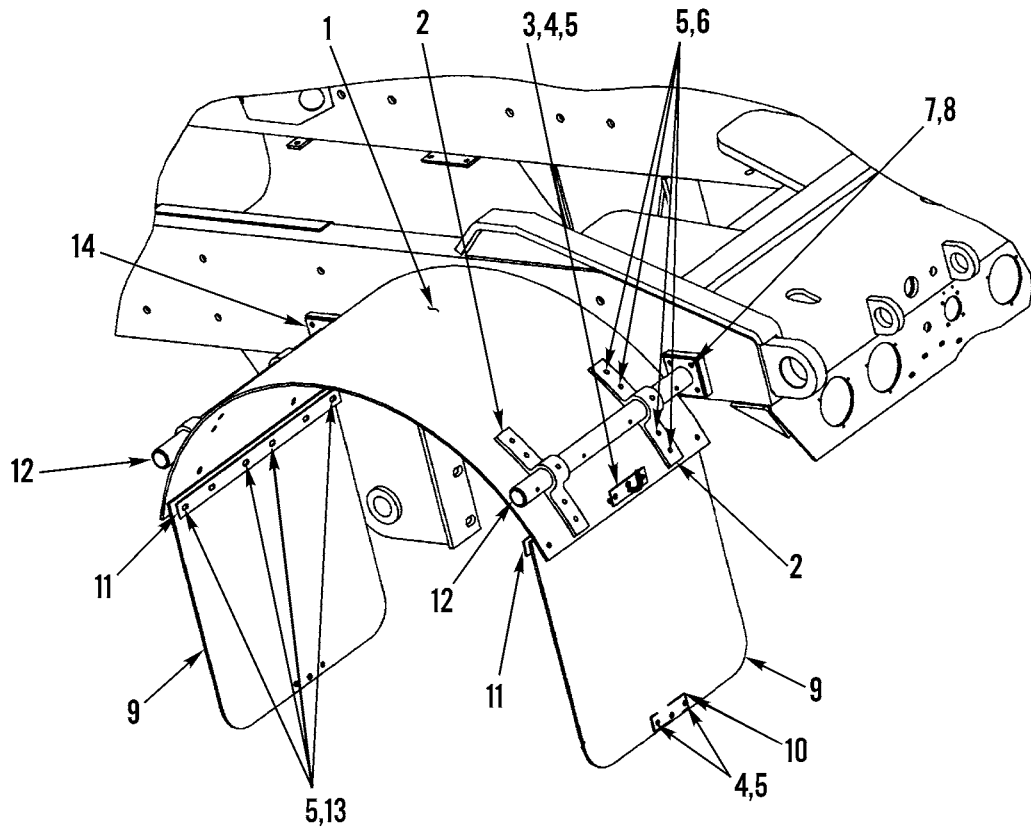
Group 140, Figure 4. Door Assembly

(1) ITEM NO	(2) SMR CODE	(3) NSN	(4) CAGEC	(5) PART NUMBER	(6) DESCRIPTION AND USABLE ON CODES (UOC)	(7) QTY
GROUP 140 CAB AND SHEET METAL						
FIG. 4 DOOR ASSEMBLY						
1	PAOZZ	2540-01-504-2625	03533	78-236-101	REGULATOR,VEHICLE WINDOW	1
2	PAOZZ	2540-01-504-0048	03533	142-249	LATCH,DOOR,VEHICULAR	1
3	XDOZZ		03533	17316-01	SCREW,MACHINE	2
4	PFOZZ	2540-01-504-1169	03533	88	HANDLE,WINDOW REGULATOR	1
5	PAOZZ	5305-01-509-8668	03533	209C-29	SCREW,MACHINE	1
6	XDOZZ		03533	78-236-12	ROD,LOCK,INTERIOR	1
7	XDOZZ		03533	78-236-13	ROD,LATCH,INTERIOR	1
8	PAOZZ	2540-01-504-0056	03533	78-236-103	LATCH,DOOR,VEHICULAR	1
9	PAOZZ	5305-01-503-9836	03533	310-52	SCREW,MACHINE	4
10	XDOZZ		03533	78-236-14	ROD,LOCK,EXTERIOR	1
11	XDOZZ		03533	78-236-15	ROD,LATCH,EXTERIOR	1
12	PAOZZ	2540-01-504-0034	03533	142-246	LATCH,DOOR,VEHICULAR	1
13	PAOZZ	9340-01-503-4206	03533	78-236-18	GLASS,SAFETY,SINGLE PLATE	1
14	PFOZZ	2540-01-504-2633	03533	78-236-105	CHANNEL,REGULATOR	1
15	PAOZZ	2510-01-503-9857	03533	14-198	HINGE,DOOR,VEHICULAR	1
16	XDOZZ		03533	28-20	BOLT,MACHINE	30
17	PAOZZ	5310-01-509-3590	03533	362-19	WASHER,FLAT	30
18	PAOZZ	5310-01-500-5805	03533	361-10	WASHER,LOCK	30
19	XDOZZ		03533	78-236-08	DOOR PANEL,INTERIOR	1
20	PAOZZ	5310-01-500-4216	03533	362-16	WASHER,FLAT	11
21	PAOZZ	5305-01-500-4617	03533	310-86	SCREW,MACHINE	11
22	XDOZZ		03533	78-271	DOOR,WELDMENT	1
23	PAOZZ	5310-01-503-5895	03533	12111-16	NUT,PLAIN,HEXAGON	1
24	PFOZZ	5340-01-412-8076	63124	10795-16	STRIKE,CATCH	1
END OF FIGURE						



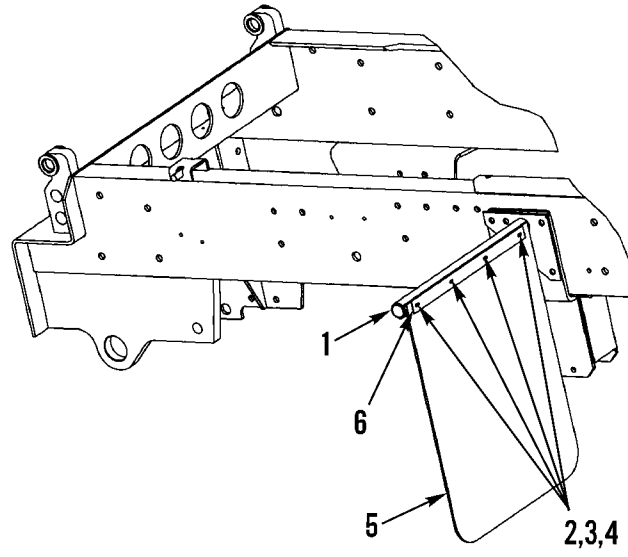
Group 140, Figure 5. Rear Door Assembly

(1) ITEM NO	(2) SMR CODE	(3) NSN	(4) CAGEC	(5) PART NUMBER	(6) DESCRIPTION AND USABLE ON CODES (UOC)	(7) QTY
GROUP 140 CAB AND SHEET METAL						
FIG. 5 REAR DOOR ASSEMBLY						
1	XDOZZ		03533	78-237-101	STRIKER	2
2	PAOZZ	5310-01-500-4216	03533	362-16	WASHER, FLAT	26
3	PAOZZ	5305-01-529-1128	03533	28-3	SCREW, CAP, HEXAGON	18
4	PFOZZ	2540-01-504-2631	03533	78-237-100	LATCH, DOOR, VEHICULAR	1
5	PAOZZ		03533	243-302	PIN, SPRING	1
6	PAOZZ	3990-01-504-3965	03533	78-237-04	ROLLER, UNIT, RAIL TYPE	4
7	PAOZZ	5310-01-066-6759	72962	21NE-040	NUT, SELF-LOCKING, HE	10
8	XDOZZ		03533	78-237-02	TRACK, ROLLER, DOOR	1
9	XDOZZ		03533	310-63	SCREW, MACHINE	6
10	PAOZZ	2510-01-504-2638	03533	78-237-03	FRAME SECTION, WINDOW, VEHICULAR	1
11	XDOZZ		03533	78-237-11	STOP, ROLLER, DOOR	4
12	PAOZZ	5305-01-529-3086	03533	278-81	SCREW, SELF-TAPPING	8
13	PAOZZ	5310-01-522-3504	03533	361-7	WASHER, LOCK	8
14	XDOZZ		03533	78-237-10	GUIDE, ROLLER, DOOR	1
15	PAOZZ	5306-01-503-6302	03533	28-1	BOLT, MACHINE	6
16	PAOZZ	5310-01-204-0451	03533	219-274	NUT, PLAIN, PLATE	6
17	XDOZZ		03533	142-245	HANDLE, DOOR WITH SCREWS	1
END OF FIGURE						

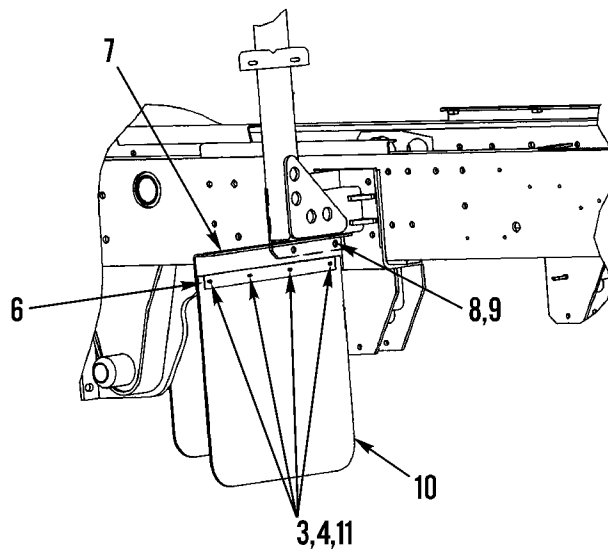


Group 140, Figure 6. Rear Mudflap and Fender

(1) ITEM NO	(2) SMR CODE	(3) NSN	(4) CAGEC	(5) PART NUMBER	(6) DESCRIPTION AND USABLE ON CODES (UOC)	(7) QTY
					GROUP 140 CAB AND SHEET METAL	
					FIG. 6 REAR MUDFLAP AND FENDER	
1	PFOZZ	2510-01-499-1382	03533	B102-0712	FENDER,VEHICULAR	2
2	XDOZZ		03533	32M-0209	BRACKET,FENDER INCLUDES 4 BRACKETS	2
3	XDOZZ		03533	032-8758	BRACKET,MUDFLAP	2
4	PAOZZ	5306-01-507-3173	03533	25M16	BOLT,MACHINE	8
5	PAOZZ	5310-01-500-4936	03533	219-437	NUT,PLAIN,EXTENDED WASHER,HEXAGON .	56
6	PAOZZ	5306-01-499-0908	03533	025-0713	BOLT,MACHINE	32
7	PAOZZ	5306-01-499-5766	03533	310-0169	BOLT,MACHINE	8
8	PFOZZ	5360-01-499-7196	03533	292-0086	SPRING,HELICAL,COMPRESSION	8
9	PFOZZ	2540-01-499-9987	03533	B132D-0160	GUARD,SPLASH,VEHICULAR	4
10	XDOZZ		03533	032-8757	BRACKET,MUDFLAP BOTTOM OF REAR MUDFLAP	2
11	XDOZZ		03533	282-7395	PLATE,BACK-UP	4
12	XDOZZ		03533	032M-0202	BRACKET,FENDER MOUNT	4
13	PAOZZ	5306-01-499-5771	03533	310-0170	BOLT,MACHINE	16
14	PAOZZ	5306-01-499-5763	03533	A028-0039	BOLT,MACHINE	8
					END OF FIGURE	



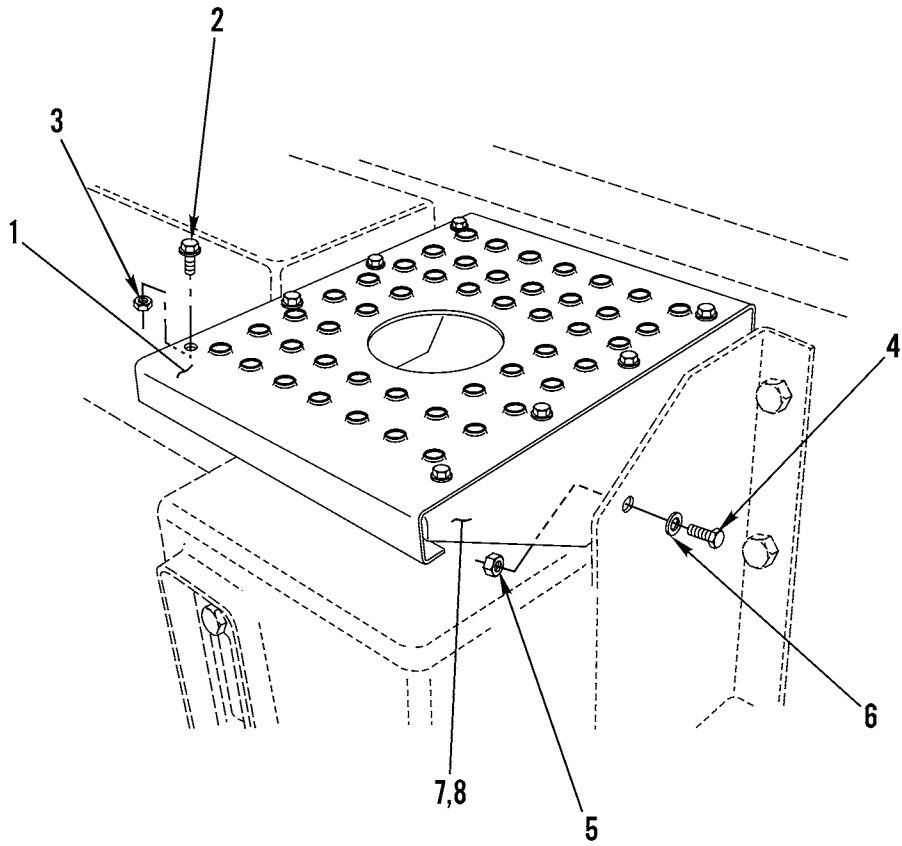
LEFT SIDE



RIGHT SIDE

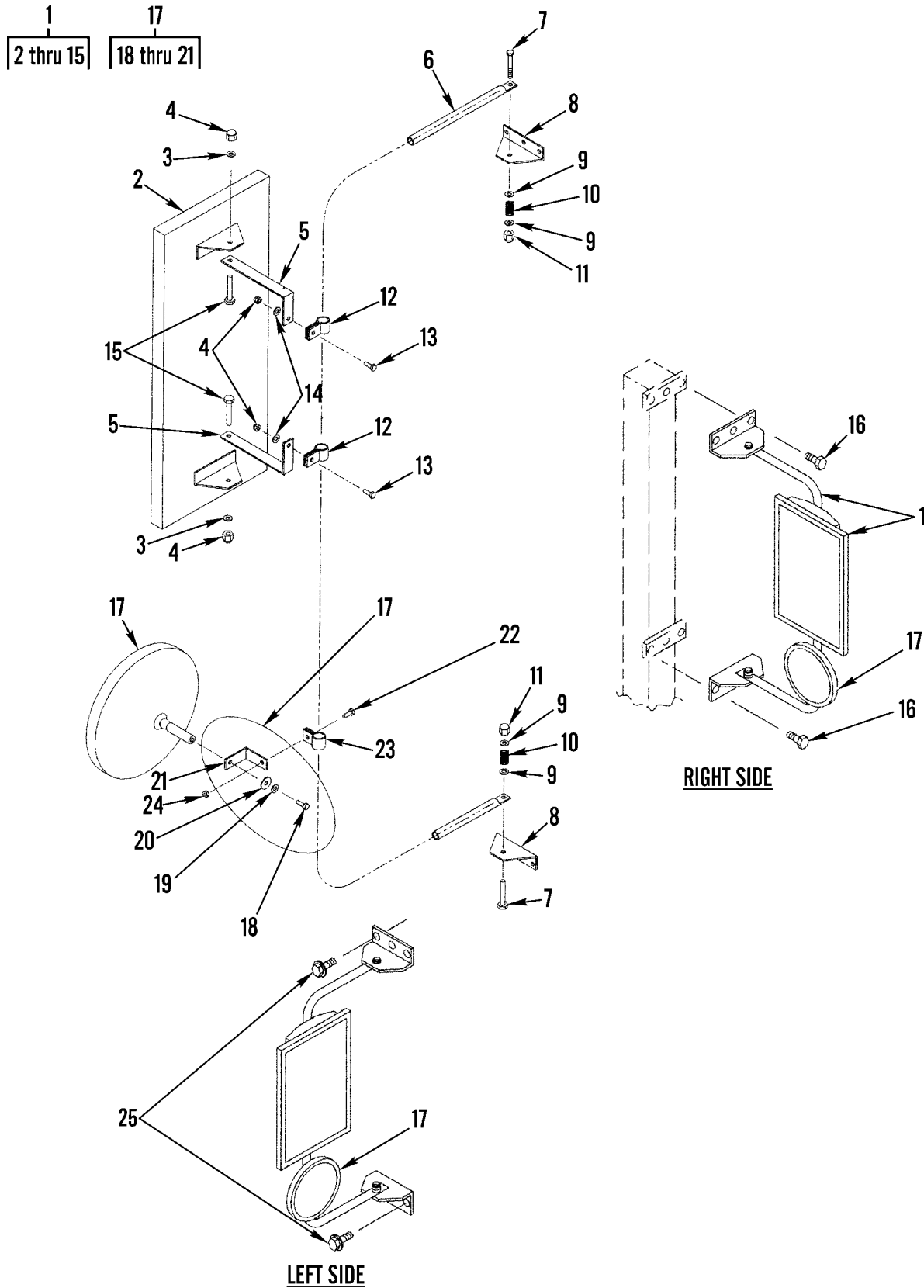
Group 140, Figure 7. Front Mudflap

(1) ITEM NO	(2) SMR CODE	(3) NSN	(4) CAGEC	(5) PART NUMBER	(6) DESCRIPTION AND USABLE ON CODES (UOC)	(7) QTY
GROUP 140 CAB AND SHEET METAL						
FIG. 7 FRONT MUDFLAP						
1	XDOZZ		03533	32M222	BRACKET	1
2	PAOZZ	5306-01-509-3517	03533	28-12	BOLT, MACHINE	4
3	PAOZZ	5310-01-509-3604	03533	362-11	WASHER, FLAT	8
4	PAOZZ	5310-01-500-4947	03533	219-242	NUT, PLAIN, EXTENDED WASHER, HEXAGON .	8
5	PFOZZ	2540-01-500-4868	03533	132D-166	GUARD, SPLASH, VEHICULAR L.H.	1
6	PFOZZ	5340-01-499-9955	03533	268G2	BRACKET, MOUNTING	2
7	XDOZZ		03533	32M223	BRACKET	1
8	PAOZZ	5306-01-496-0540	03533	25-503	BOLT, MACHINE	2
9	PAOZZ	5310-01-499-3605	03533	219-231	NUT, PLAIN, EXTENDED WASHER, HEXAGON .	2
10	PFOZZ	2540-01-499-9987	03533	B132D-0160	GUARD, SPLASH, VEHICULAR R.H.	1
11	PAOZZ	5305-01-503-9996	03533	310-88	SCREW, CAP, HEXAGON HEAD	4
END OF FIGURE						



Group 140, Figure 8. Step Assembly, Oil Reservoir

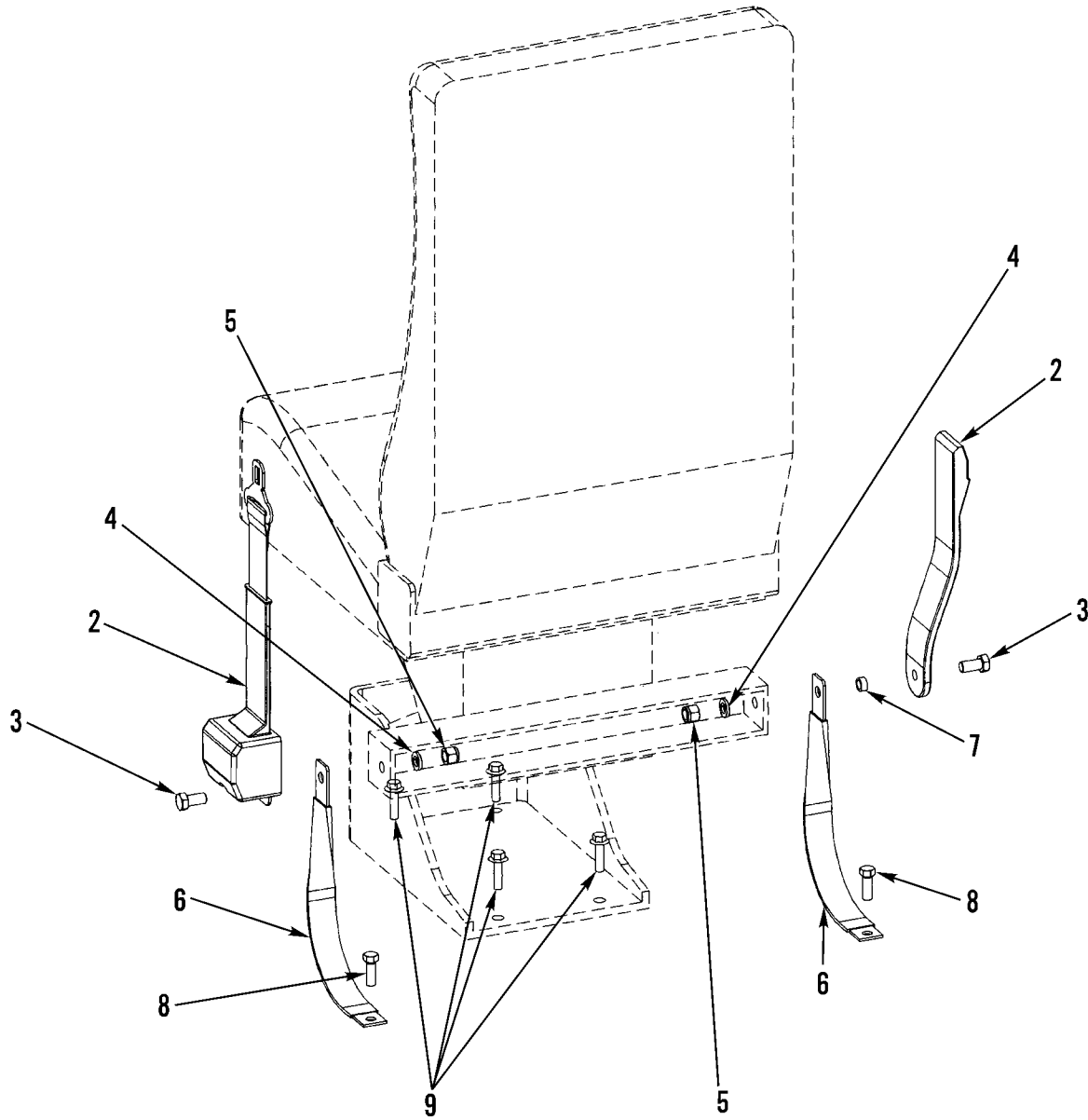
(1) ITEM NO	(2) SMR CODE	(3) NSN	(4) CAGEC	(5) PART NUMBER	(6) DESCRIPTION AND USABLE ON CODES (UOC)	(7) QTY
					GROUP 140 CAB AND SHEET METAL	
					FIG. 8 STEP ASSEMBLY,OIL RESERVOIR	
1	XDOZZ		03533	282-7362	STEP	1
2	PAOZZ	5306-01-499-5781	03533	310-0086	BOLT,MACHINE	8
3	PAOZZ	5310-01-500-4947	03533	219-242	NUT,PLAIN,EXTENDED WAHSER,HEXAGON .	8
4	PAOZZ	5306-01-499-5779	03533	028-0055	BOLT,MACHINE	4
5	PAOZZ	5310-01-499-3603	03533	219-228	NUT,PLAIN,EXTENDED WASHER,HEXAGON .	4
6	PAOZZ	5310-01-500-5593	03533	362-23	WASHER,FLAT	4
7	XDOZZ		03533	032-8675	BRACKET,LEFT HAND	1
8	XDOZZ		03533	032-8676	BRACKET,RIGHT HAND	1
					END OF FIGURE	



Group 140, Figure 9. Mirror Assembly

(1) ITEM NO	(2) SMR CODE	(3) NSN	(4) CAGEC	(5) PART NUMBER	(6) DESCRIPTION AND USABLE ON CODES (UOC)	(7) QTY
GROUP 140 CAB AND SHEET METAL						
FIG. 9 MIRROR ASSEMBLY						
1	PAOOO	2540-01-500-3550	03533	A211-0152	MIRROR ASSEMBLY, REARVIEW	1
2	XAOZZ	2540-01-500-3462	30226	1158-BC	.MIRROR ASSEMBLY, REARVIEW	2
3	PAOZZ	5310-01-165-1330	30226	Z-158-5	.WASHER, LOCK	4
4	PAOZZ	5310-01-080-9025	30226	158-14	.NUT, PLAIN, CAP	8
5	XAOZZ		30226	EX-160-J	.BRACKET, MIRROR	4
6	PAOZZ	2540-01-114-2027	30226	159-CBWH	.LOOP, REARVIEW MIRROR	2
7	PAOZZ	5305-00-769-2244	72750	160S	.SCREW, CAP, HEXAGON	4
8	PFOZZ	5340-01-225-7799	30226	159-A1	.BRACKET, ANGLE	4
9	PAOZZ	5305-01-499-7997	30226	150-5	.WASHER, FLAT	12
10	PFOZZ	5360-01-161-5755	30226	160-I	.SPRING, HELICAL, COMPRESSION	4
11	PAOZZ	5310-01-156-6420	30226	158-J1	.NUT, PLAIN, CAP	4
12	PAOZZ	5340-01-164-1066	30226	661-C	.CLAMP, LOOP	4
13	PAOZZ	5305-01-296-0370	30226	158-5	.SCREW, CAP, HEXAGON	4
14	PAOZZ	5310-01-081-2523	30226	158-10	.WASHER, LOCK	4
15	PAOZZ	5305-01-081-5441	30226	158-26	.SCREW, CAP, HEXAGON	4
16	PAOZZ	5305-01-499-1709	03533	278-56	SCREW, TAPPING R.H. MIRROR	6
17	PAOZZ	2540-01-500-4198	03533	608X	MIRROR HEAD, VEHICULAR	2
18	PAOZZ	5305-01-509-4367	03533	24-19	.SCREW, CAP, HEXAGON HEAD	2
19	PAOZZ	5310-01-500-5805	03533	361-10	.WASHER, LOCK	2
20	PAOZZ	5310-01-509-3590	03533	362-19	.WASHER, FLAT	2
21	XAOZZ		03533	608X-09	.BRACKET, ANGLE	2
22	PAOZZ	5305-01-499-5699	03533	310-90	SCREW, MACHINE	2
23	XAOZZ		03533	32T16	BRACKET	2
24	PAOZZ	5310-00-160-1606	82465	31WLF1420	NUT, PLAIN, EXTENDED	2
25	PAOZZ	5305-01-500-4617	03533	310-86	SCREW, MACHINE L.H. MIRROR	6
END OF FIGURE						

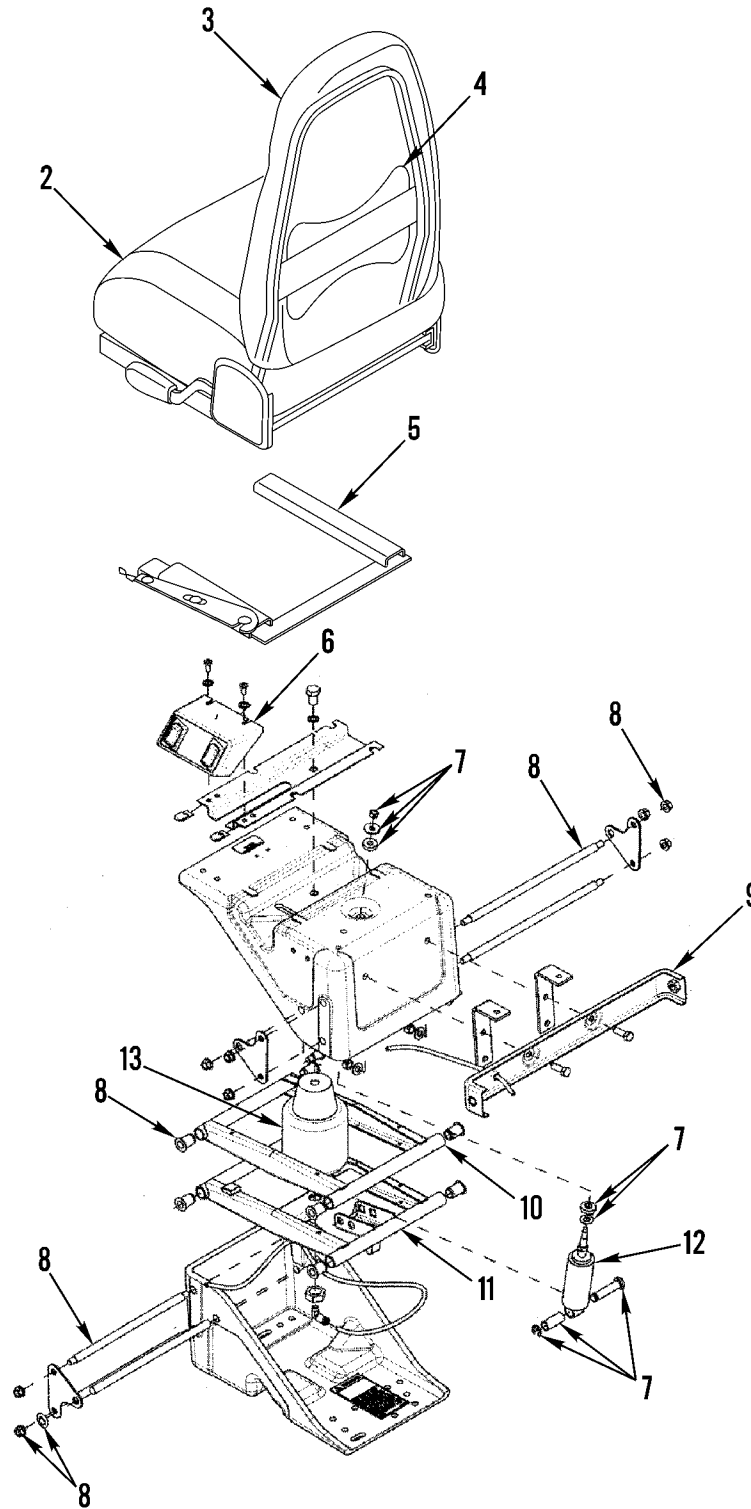
- 1
2 thru 8
- 2
3 thru 5
- 6
7 and 8



Group 140, Figure 10. Seat Belt Assembly and Seat Mounting Hardware

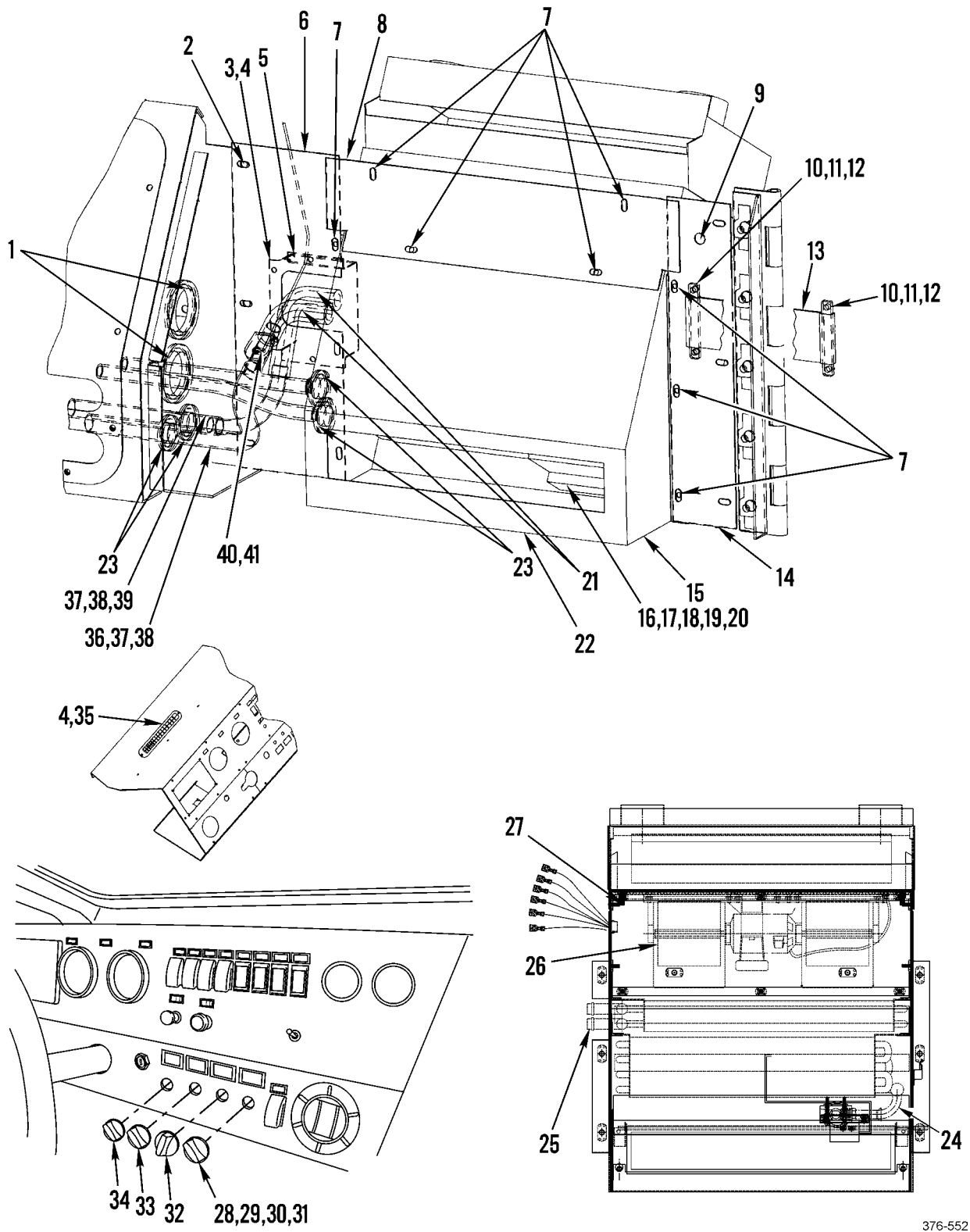
(1) ITEM NO	(2) SMR CODE	(3) NSN	(4) CAGEC	(5) PART NUMBER	(6) DESCRIPTION AND USABLE ON CODES (UOC)	(7) QTY
GROUP 140 CAB AND SHEET METAL						
FIG. 10 SEAT BELT ASSEMBLY AND SEAT MOUNTING HARDWARE						
1	PFOZZ	2540-01-498-8199	03533	A41-176	BELT,VEHICULAR SAFETY	1
2	PAOZZ	2540-01-507-1429	03533	41-175	.BELT,VEHICULAR,SAFE	1
3	XAOZZ		03533	25L-1	..BOLT,MACHINE	2
4	XAOZZ		03533	361-12	..WASHER,LOCK	2
5	PAOZZ	5310-00-013-7719	019L2	21NE070	..NUT,SELF-LOCKING	2
6	XAOZZ		03533	41-186	.TETHER,SEAT BELT	1
7	XAOZZ		03533	10081	..BUSHING	2
8	XAOZZ		03533	25L-1	..BOLT,MACHINE	2
9	PAOZZ	5306-01-499-1692	03533	A310-137	BOLT,MACHINE	4
END OF FIGURE						

1
2 thru 13



Group 140, Figure 11. Seat Assembly

(1) ITEM NO	(2) SMR CODE	(3) NSN	(4) CAGEC	(5) PART NUMBER	(6) DESCRIPTION AND USABLE ON CODES (UOC)	(7) QTY
GROUP 140 CAB AND SHEET METAL						
FIG. 11 SEAT ASSEMBLY						
1	PAOOO	2540-01-498-9550	33801	SA20001	SEAT,VEHICULAR	1
2	XAOZZ		03533	SA13248-3TQ	.SEAT	1
3	XAOZZ		03533	SA13249-3TQ	.BACKREST,SEAT	1
4	XAOZZ		03533	S13445-901	.LUMBAR,AIR,SEAT	1
5	XAOZZ		03533	SA13523-901	.SLIDE,SEAT,VEHICULA	1
6	XDOZZ		03533	SA13412-901	.PARTS KIT,AIR VALVE	1
7	XDOZZ		03533	SA17739	.PARTS KIT,SHOCK ABS	1
8	XDOZZ		03533	SA7576	.PARTS KIT,SHAFT,BEA	1
9	XAOZZ		03533	SA4337-145-901	.TETHER BAR	1
10	XAOZZ		03533	SA4745-145-901	.LINKAGE,UPPER,SEAT	1
11	XDOZZ		03533	SA8277-145-901	.LINKAGE,LOWER,SEAT	1
12	XDOZZ		03533	S9394-901	.SHOCK ABSORBER	1
13	XDOZZ		03533	S8645-901	.PARTS KIT,AIR SPRIN	1
END OF FIGURE						

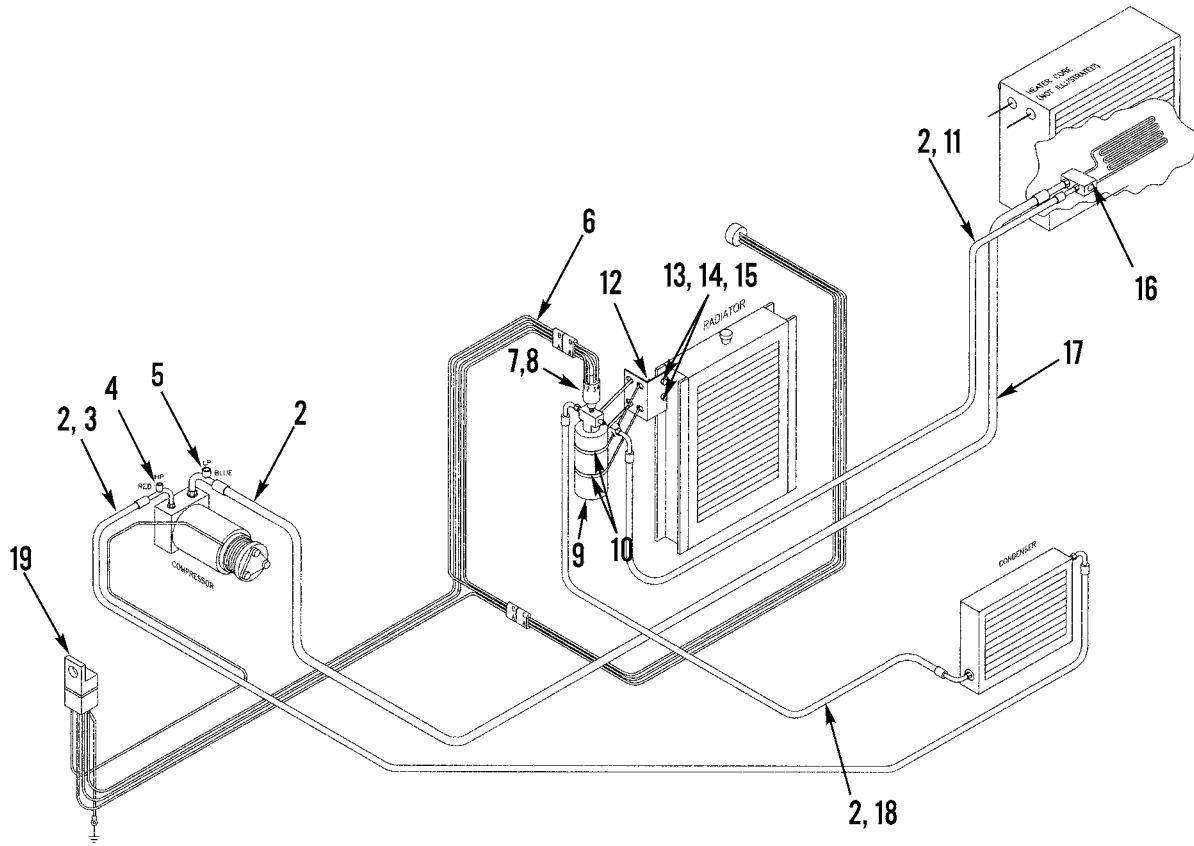


Group 140, Figure 12. Heater/AC Assembly

(1) ITEM NO	(2) SMR CODE	(3) NSN	(4) CAGEC	(5) PART NUMBER	(6) DESCRIPTION AND USABLE ON CODES (UOC)	(7) QTY
					GROUP 140 CAB AND SHEET METAL	
					FIG. 12 HEATER/AC ASSEMBLY	
1	PAOZZ	5325-01-449-7202	03533	131-32	GROMMET, NONMETALLIC	2
2	PAOZZ	5306-01-500-2004	03533	310-97	BOLT, MACHINE	3
3	XDOZZ		03533	282-7397	ENCLOSURE	1
4	PAOZZ	5305-01-499-2138	03533	310-64	SCREW, TAPPING	4
5	MOOZZ		03533	284A-172-6	SEAL, NONMETALLIC MAKE	1
					FROM P/N 284A-172, 6 FEET	
6	XDOZZ		03533	282H-350	MOUNT, HEATER	1
7	PAOZZ	5305-01-500-4617	03533	310-86	SCREW, MACHINE	10
8	XDOZZ		03533	282H-351	MOUNT, HEATER	1
9	PAOZZ		03533	131-37	GROMMET, NONMETALLIC	1
10	XDOZZ		03533	294B-2	STRAP, METALLIC, DOOR	2
11	PAOZZ	5305-01-503-9843	03533	310-150	SCREW, CAP, HEXAGON H	4
12	PAOZZ	5310-00-160-1606	82465	31WLF1420	NUT, PLAIN, EXTENDED	4
13	XDOZZ		03533	294B-3	STRAP, NYLON, DOOR CH	1
14	XDOZZ		03533	282H-349	MOUNT, HEATER	1
15	PFOZZ	6150-01-499-9181	03533	365-1488	WIRING HARNESS A/C TRINARY SWITCH . AND RELAY	1
16	PAOZZ	5930-01-514-8684	5N978	020860100	SWITCH, THERMOSTATIC	1
17	XDOZZ		5N978	070952150	BRACKET, MOUNTING	1
18	XDOZZ		5N978	018411038	SCREW, MACHINE SWITCH TO BRACKET ...	2
19	XDOZZ		5N978	017143201	NUT, PLAIN, HEXAGON SWITCH TO BRACKET	2
20	XDOZZ		5N978	018431150	SCREW, MACHINE BRACKET TO VALVE BODY	2
21	PFOZZ	4720-01-151-4027	45152	1333180	HOSE, PREFORMED	2
22	MOOZZ		03533	284A59-4	SEAL, NONMETALLIC MAKE	1
					FROM P/N 284A59, 4 FEET	
23	PAOZZ	5325-01-499-7216	03533	131-1	GROMMET, NONMETALLIC	4
24	PFFZZ		5N978	067228282	CORE ASSEMBLY, AC	1
25	PAFZZ	2540-01-498-8193	5N978	067228001	HEATER, VEHICULAR, COMPARTMENT	1
26	PFOZZ		5N978	031270282	BLOWER ASSEMBLY	1
27	PAOZZ	5310-01-503-5329	03533	219-243	NUT, PLAIN, EXTENDED	2
28	PAOZZ	5930-01-480-9092	45152	3HB881	SWITCH, 3 SPEED	1
29	PAOZZ	5310-01-479-5873	45152	3HB882	NUT, PLAIN, HEXAGON	1
30	XDOZZ		5N978	022100300	KNOB, ROTARY	4
31	XDOZZ		5N978	018412050	SETSCREW	4
32	XDOZZ		03533	47-242	CABLE, ROTARY CONTROL WITH KNOB HEATER, TEMP CONTROL	1
33	XDOZZ		03533	47-241	CABLE, ROTARY CONTROL WITH KNOB DEFROSTER	1

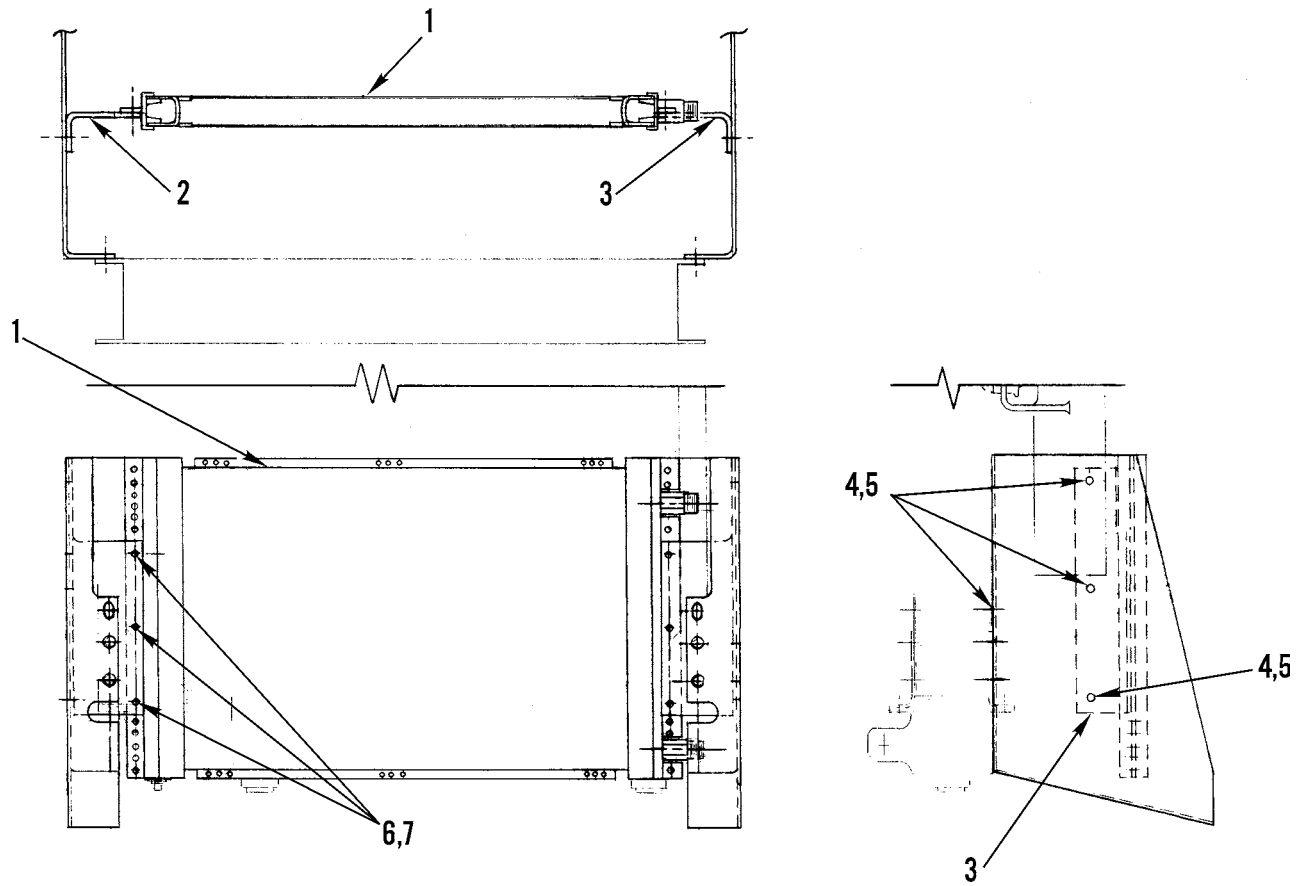
(1)	(2)	(3)	(4)	(5)	(6)	(7)
ITEM	SMR			PART		
NO	CODE	NSN	CAGEC	NUMBER	DESCRIPTION AND USABLE ON CODES (UOC)	QTY
34	XDOZZ		03533	47-243	CABLE,ROTARY CONTROL WITH KNOB FRESH/RECIRCULATE AIR	1
35	PFOZZ	2510-01-499-8479	03533	207-2288	GRILL,DEFROST WIND	1
36	MOOZZ		03533	A145-672-194	HOSE,NONMETALLIC MAKE FROM P/N ... A52426-1C BULK,9 FEET	1
37	PAOZZ	4730-01-085-7808	10988	217-134	ELBOW,PIPE TO HOSE	2
38	PAOZZ	4730-01-500-3123	03533	A58-44	CLAMP,HOSE	8
39	MOOZZ		03533	A145-672-11	HOSE,NONMETALLIC MAKE	1
40	XDOZZ		5N978	020170100	VALVE,WATER	1
41	XDOZZ		5N978	018940162	SCREW,MACHINE	1
END OF FIGURE						

1
2 thru 11



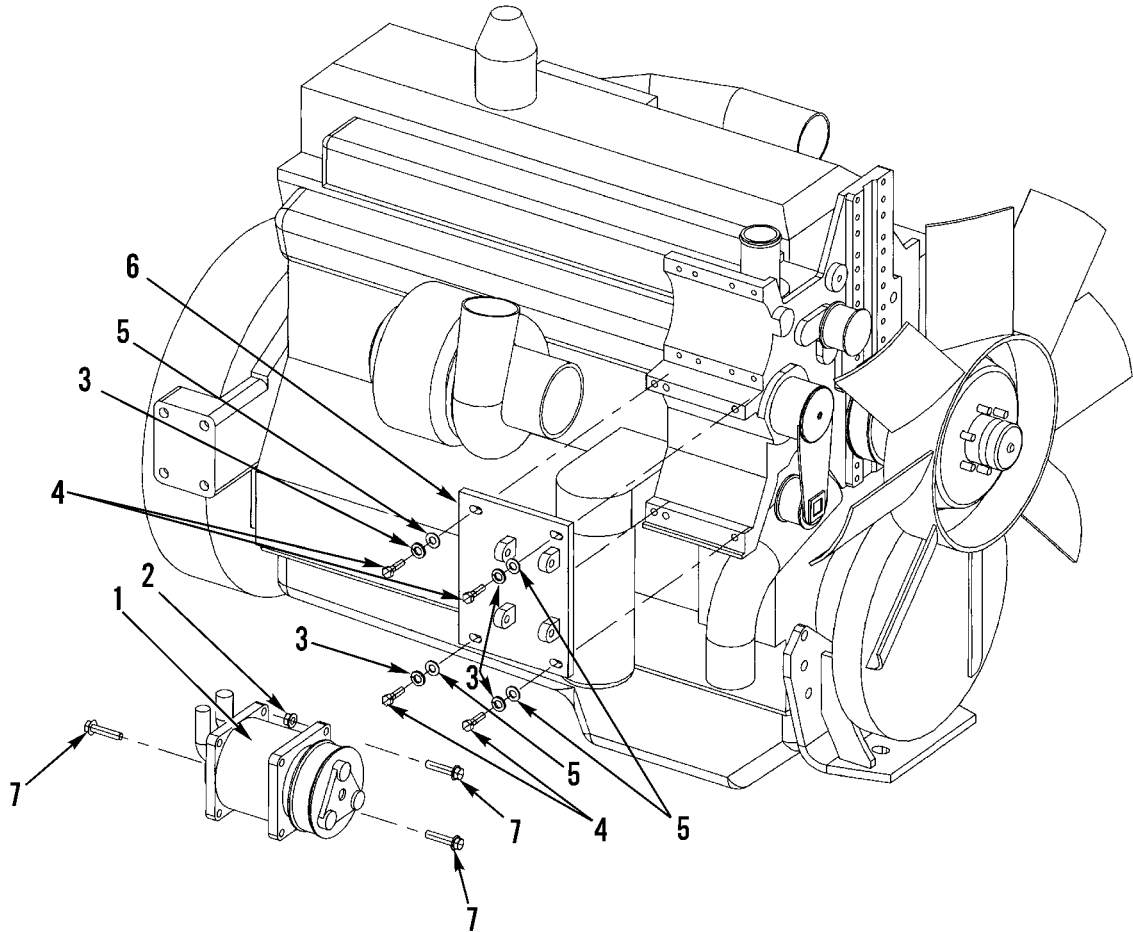
Group 140, Figure 13. AC System Components

(1) ITEM NO	(2) SMR CODE	(3) NSN	(4) CAGEC	(5) PART NUMBER	(6) DESCRIPTION AND USABLE ON CODES (UOC)	(7) QTY
GROUP 140 CAB AND SHEET METAL						
FIG. 13 AC SYSTEM COMPONENTS						
1	AF FFF		03533	184T130	PARTS KIT,COMPRESSOR	1
2	XDFZZ		03533	ORPK6810	.ASSORTED O-RING PACK	1
3	XDFZZ		03533	CYT-DL	.HOSE ASSEMBLY DISCHARGE LINE	1
4	XDFZZ		03533	FT0168	.VALVE,SERVICE #8	1
5	XDFZZ		03533	FT0169	.VALVE,SERVICE #10	1
6	PAOZZ		03533	365-1328	.WIRING HARNESS,TRINARY SWITCH	1
7	XDFZZ		03533	71R7650	.SWITCH,TRINARY	1
8	XDFZZ		03533	71R4500	.BOOT,TRINARY SWITCH	1
9	XDFZZ		03533	RD9149	.RECEIVER-DRIER	1
10	XDFZZ		03533	B52H	.CLAMP,HOSE	2
11	XDFZZ		03533	CYT-LL-B	.HOSE ASSEMBLY	1
12	XDFZZ		03533	32-8584	BRACKET	1
13	PAFZZ	5305-01-500-4617	03533	310-86	SCREW,MACHINE	2
14	PAFZZ	5310-01-500-5596	03533	367-58	WASHER,FLAT	2
15	PAFZZ	5310-00-160-1606	82465	31WLF1420	NUT,PLAIN,EXTENDED WASHER,HEXAGON	2
16	XDFZZ		03533	013550200	VALVE,EXPANSION	1
17	PAFZZ		03533	145-3729	HOSE ASSEMBLY SUCTION LINE	1
18	XDFZZ		03533	145-3728	HOSE ASSEMBLY	1
19	PAOZZ	5945-01-499-8496	03533	A275-54	RELAY,THERMAL COMPRESSOR CLUTCH ...	1
END OF FIGURE						



Group 140, Figure 14. AC Condenser

(1) ITEM NO	(2) SMR CODE	(3) NSN	(4) CAGEC	(5) PART NUMBER	(6) DESCRIPTION AND USABLE ON CODES (UOC)	(7) QTY
					GROUP 140 CAB AND SHEET METAL	
					FIG. 14 AC CONDENSER	
1	PFFZZ	2930-01-500-2469	03533	B207-2357	CORE ASSEMBLY, FLUID COOLER	1
2	XDFZZ		03533	10-3414	ANGLE, FORMED, MOUNT	1
3	XDFZZ		03533	10-3413	ANGLE, FORMED	1
4	PAOZZ	5306-01-499-5691	03533	B310-86	BOLT, MACHINE	6
5	PAOZZ	5310-00-160-1606	82465	31WLF1420	NUT, PLAIN, EXTENDED WASHER, HEXAGON .	6
6	PAFZZ	5305-01-499-2280	03533	310-160	SCREW, MACHINE	6
7	PAFZZ	5310-01-499-1869	03533	219-74	NUT, SELF-LOCKING	6
					END OF FIGURE	

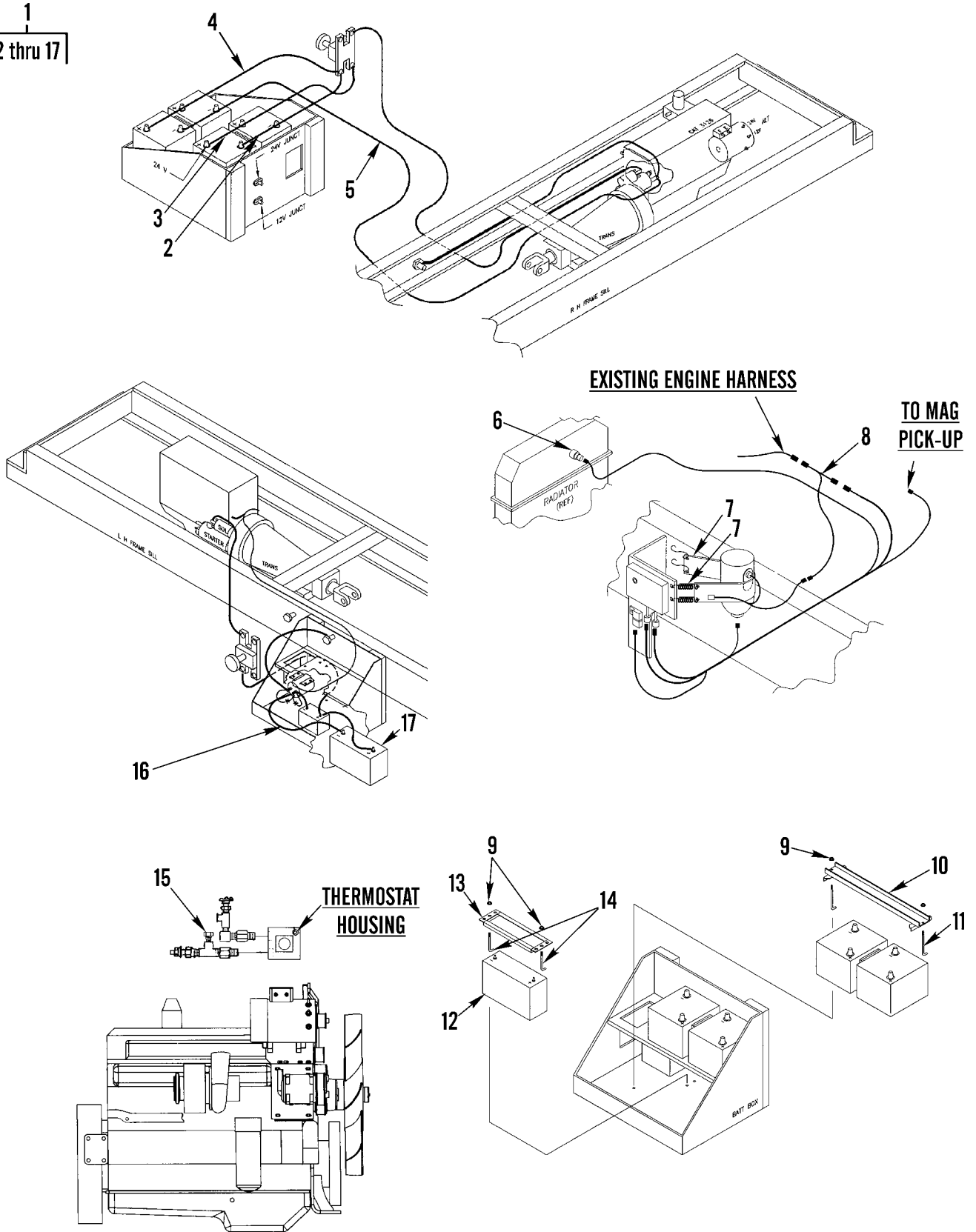


Group 140, Figure 15. AC Compressor and Mounting Hardware

(1) ITEM NO	(2) SMR CODE	(3) NSN	(4) CAGEC	(5) PART NUMBER	(6) DESCRIPTION AND USABLE ON CODES (UOC)	(7) QTY
					GROUP 140 CAB AND SHEET METAL	
					FIG. 15 AC COMPRESSOR AND MOUNTING HARDWARE	
1	PAFZZ	4130-01-503-6354	03533	75-0046	COMPRESSOR,REFRIGERATION R134A	1
2	PAFZZ	5310-01-499-3693	03533	219-284	NUT,PLAIN,EXTENDED WASHER,HEXAGON .	4
3	XDFZZ		03533	361-12	WASHER,LOCK	4
4	PAFZZ	5306-01-503-5941	03533	25-667	BOLT,MACHINE	4
5	PAFZZ	5310-01-499-2143	03533	362-22	WASHER,FLAT	4
6	XDFZZ		03533	32-8776	BRACKET	1
7	PAFZZ	5306-01-234-3776	2Y614	1X6796	BOLT,MACHINE	4
					END OF FIGURE	

(1) ITEM NO	(2) SMR CODE	(3) NSN	(4) CAGEC	(5) PART NUMBER	(6) DESCRIPTION AND USABLE ON CODES (UOC)	(7) QTY
GROUP 140 CAB AND SHEET METAL						
FIG. 16 ARCTIC HEATER KIT						
1	PAOZZ		03533	2003-397	KIT, HEATER, ARCTIC	1
2	PAOZZ	4710-01-503-9435	03533	319C660	.TUBE, BENT, METALLIC	1
3	PAOZZ	4710-01-503-9458	03533	319C661	.TUBE, METALLIC	1
4	PAOZZ	5325-01-503-4328	03533	131-48	.GROMMET, NONMETALLIC	2
5	PAOZZ	4730-01-503-6593	03533	124-91	.ADAPTER, STRAIGHT, PIPE TO HOSE	2
6	PFOZZ	4730-01-499-5917	03533	124B-9005	.ELBOW, PIPE	2
7	PAFZZ	2990-01-498-9108	03533	156B-58	.HEATER, COOLANT, ENGINE	1
8	XDOZZ		03533	32-8747	.BRACKET	2
9	PAOZZ	5306-01-499-0118	03533	25-607	.BOLT, MACHINE	4
10	PAOZZ	5310-01-499-3612	03533	219-232	.NUT, PLAIN, EXTENDED	4
11	XDOZZ		03533	32-8748	.BRACKET	1
12	PAOZZ	6150-01-503-5662	03533	365-1450	.WIRING HARNESS	1
13	XDOZZ		03533	284-874	.SPACER	3
14	PAOZZ	4730-01-095-2034	93061	2225P-8	.TEE, PIPE	1
15	PAFZZ	3040-01-498-1833	03533	156-74	.COOLER, FLUID, TRANSMISSION	1
16	PFOZZ	4730-01-500-0743	19954	203006-16-16S	.TEE, PIPE TO TUBE	2
17	PFOZZ	4730-01-718-2621	98660	AC1000-16	.ADAPTER, STRAIGHT, PIPE TO TUBE	2
18	PFOZZ	4730-01-163-0668	99103	23916-16-12	.ELBOW, PIPE TO HOSE	1
19	PAOZZ	4730-01-499-5442	03533	58-8	.CLAMP, HOSE	12
20	PAOZZ	4720-01-499-6594	03533	145-3626	.HOSE, NONMETALLIC	2
21	PAOZZ		03533	124-442	.FITTING, PIPE	1
22	PFOZZ	4730-01-283-4932	81343	12-16 070202SA	.ELBOW, PIPE TO TUBE	2
23	PAOZZ	4710-01-503-9449	03533	319C662	.TUBE, BENT, METALLIC	1
END OF FIGURE						

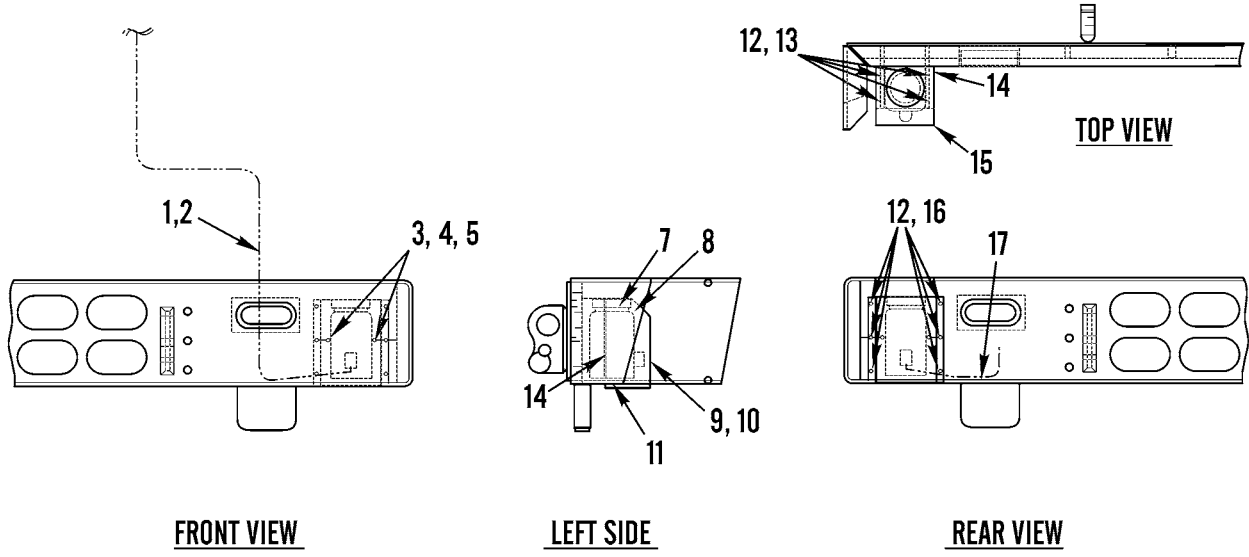
1
2 thru 17



Group 140, Figure 17. Cold Start Kit

(1) ITEM NO	(2) SMR CODE	(3) NSN	(4) CAGEC	(5) PART NUMBER	(6) DESCRIPTION AND USABLE ON CODES (UOC)	(7) QTY
GROUP 140 CAB AND SHEET METAL						
FIG. 17 COLD START KIT						
1	PAOZZ	2920-01-503-5540	03533	200-4170	COLD START KIT	1
2	PAOZZ	6150-01-503-5678	03533	73A-0228	.LEAD,STORAGE BATTERY	1
3	PAOZZ	6150-01-503-5677	03533	73A-0226	.LEAD,STORAGE BATTERY	1
4	PAOZZ	6150-01-503-6495	03533	73A-0227	.LEAD,STORAGE BATTERY	1
5	PAOZZ	6150-01-503-6493	03533	73A-0225	.LEAD,STORAGE BATTERY	1
6	PAOZZ	4730-01-503-8666	03533	107A965	.REDUCER,PIPE	1
7	PAOZZ	2910-01-504-9819	03533	156-76	.PARTS KIT,ETHER, STARTING AID BLANKET,THERMO	1
8	PAOZZ	6150-01-503-5664	03533	365-1491	.WIRING HARNESS	1
9	PAOZZ	5310-01-503-5329	03533	219-243	.NUT,PLAIN,EXTENDED WASHER,HEXAGON	4
10	PAOZZ	6160-01-503-6139	03533	32E-0184	.RETAINER,BATTERY	1
11	PAOZZ	5306-01-803-7862	03533	25S8	.BOLT,HOOK	2
12	PAOZZ	6140-01-503-6137	53203	700010	.BATTERY,ELECTROCHEM	1
13	PAOZZ	6160-01-503-6138	03533	32E-0189	.RETAINER,BATTERY	1
14	PAOZZ	5306-01-503-8164	03533	25S9	.BOLT,HOOK	2
15	PAOZZ	4730-00-012-7951	06853	230111	.PLUG,PIPE ENGINE MANIFOLD	1
16	PAOZZ	6150-01-503-5671	03533	73A-0238	.CABLE ASSEMBLY,SPECIAL PURPOSE ...	1
17	PAOZZ	6150-01-503-5670	03533	73A-0239	.CABLE ASSEMBLY,SPECIAL PURPOSE ...	1
END OF FIGURE						

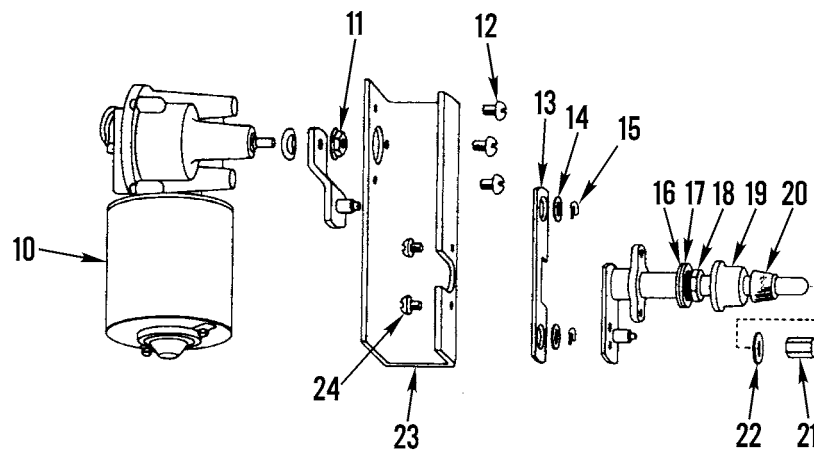
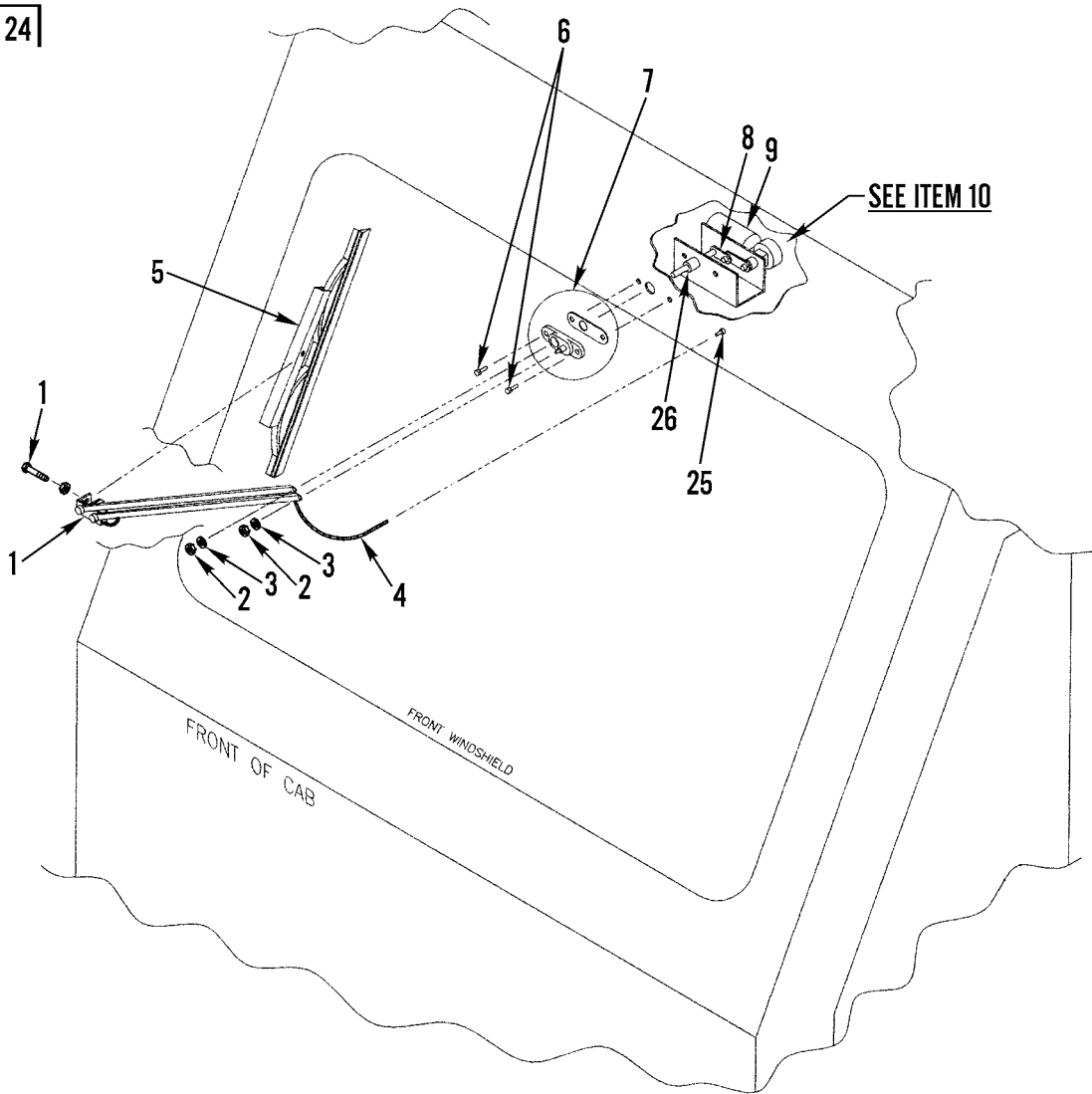
6
7 thru 11



Group 140, Figure 18. Windshield Washer Assembly

(1) ITEM NO	(2) SMR CODE	(3) NSN	(4) CAGEC	(5) PART NUMBER	(6) DESCRIPTION AND USABLE ON CODES (UOC)	(7) QTY
					GROUP 140 CAB AND SHEET METAL	
					FIG. 18 WINDSHIELD WASHER ASSEMBLY	
1	MOOZZ		03533	145-460-1	HOSE, NONMETALLIC MAKE FROM P/N ... 080-90013-689, 15 FEET	1
2	PFOZZ	4730-01-056-4990	93061	63NTA-6	INSERT, TUBE FITTING	6
3	PAOZZ	5305-01-499-5677	03533	310-137	SCREW, MACHINE	2
4	PAOZZ	5310-01-499-3693	03533	219-284	NUT, PLAIN, EXTENDED WASHER, HEXAGON .	2
5	PAOZZ	5310-01-499-2143	03533	362-22	WASHER, FLAT	2
6	PAOZZ	2540-01-498-8196	03533	C367A-5	RESERVOIR, WINDSHIELD WASHER	1
7	XDOZZ		82484	GW-123-5-SF	.COVER, ACCESS	1
8	PAOZZ	2410-01-480-2005	45152	9HB108	.RESERVOIR, WINDSHIELD	1
9	PAOZZ	2540-01-529-2390	82484	E-104-022	.PUMP UNIT, WASHER	1
10	PAOZZ	2540-01-491-1436	45152	9HA552	.ADAPTER, PUMP UNIT	1
11	PAOZZ	4820-01-355-0380	82484	W-312	.VALVE, PLUG	1
12	PAOZZ	5306-01-499-5689	03533	A310-87	BOLT, MACHINE	10
13	PAOZZ	5310-01-500-4947	03533	219-242	NUT, PLAIN, EXTENDED WASHER, HEXAGON .	4
14	XDOZZ		03533	C32F-447	BRACKET	1
15	PFOZZ	2590-01-500-5009	03533	63-1812	BRACKET, VEHICULAR COMPONENTS	1
16	PAOZZ	5310-01-157-6858	46717	LT306-1	NUT, CLIP-ON	6
17	PAOZZ	5340-01-240-6128	27914	33048-0004	CLAMP, LOOP	1
					END OF FIGURE	

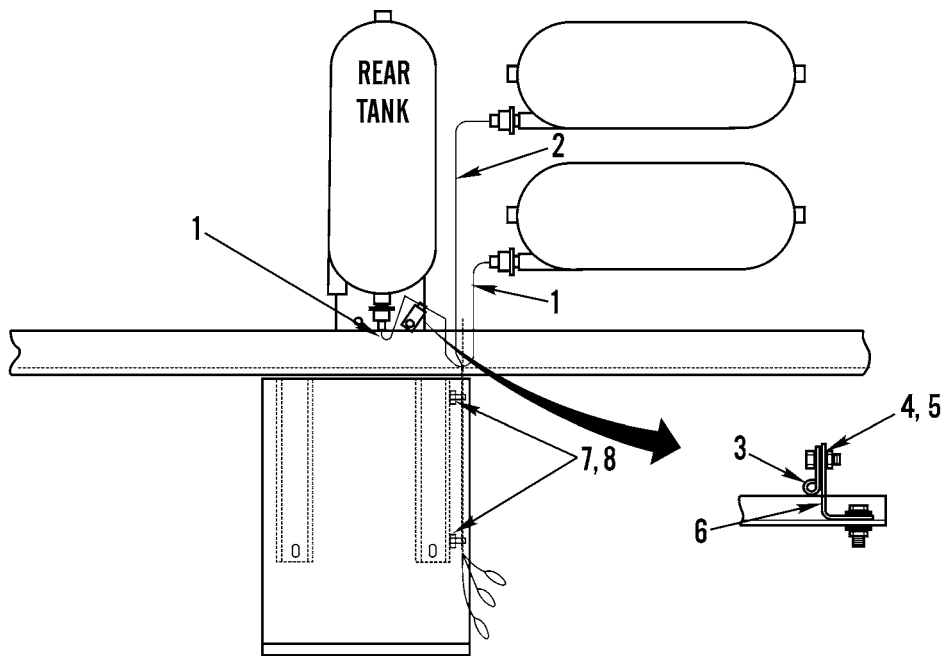
9
10 thru 24



Group 140, Figure 19. Windshield Wiper Assembly

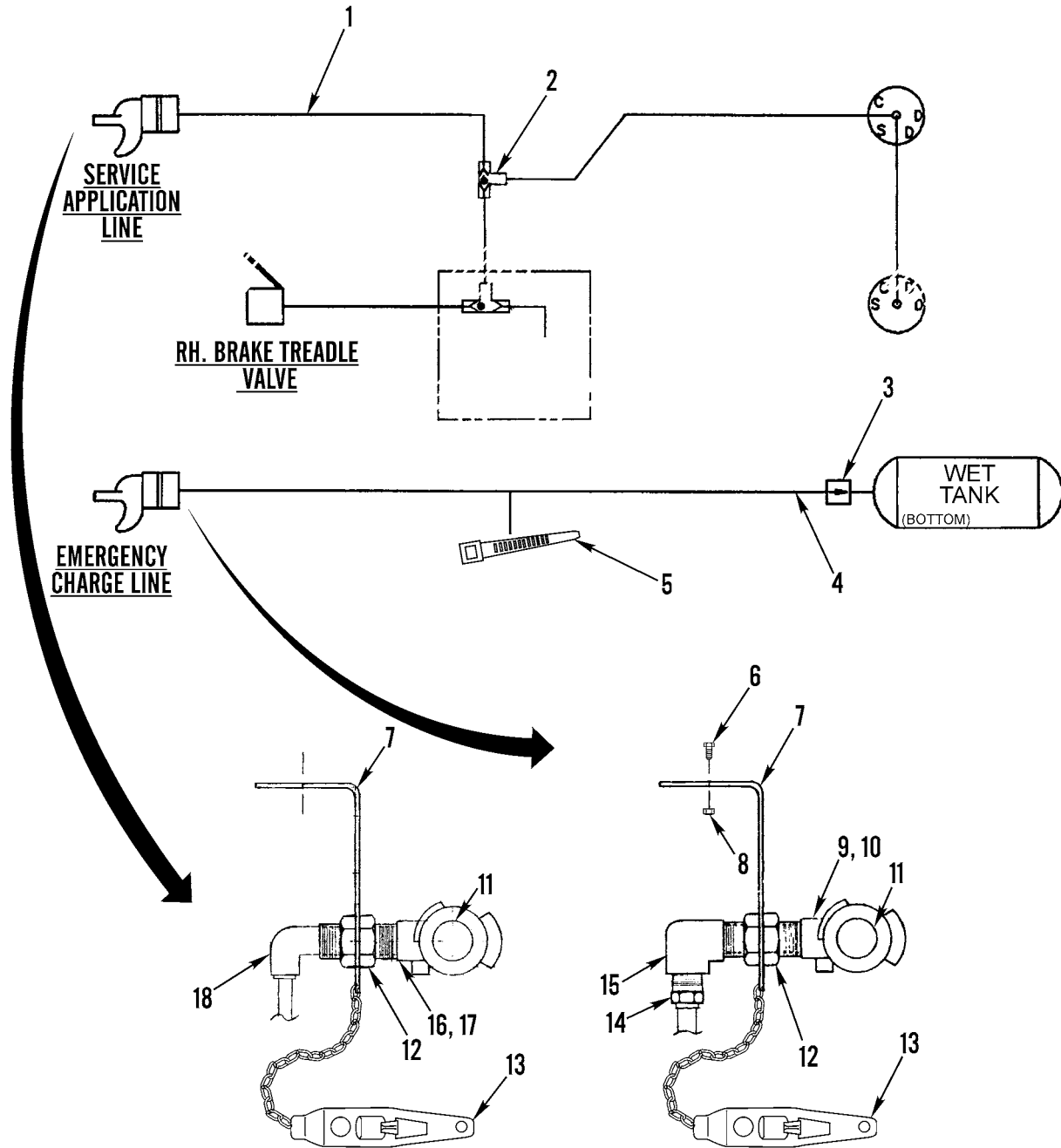
(1) ITEM NO	(2) SMR CODE	(3) NSN	(4) CAGEC	(5) PART NUMBER	(6) DESCRIPTION AND USABLE ON CODES (UOC)	(7) QTY
					GROUP 140 CAB AND SHEET METAL	
					FIG. 19 WINDSHIELD WIPER ASSEMBLY	
1	PAOZZ	2540-01-504-2847	03533	6701340	ARM,WINDSHIELD WIPER	1
2	PAOZZ	5310-01-509-9215	83600	NT47704	NUT,PLAIN,HEXAGON	2
3	PAOZZ	5310-01-509-9211	83600	6207440	WASHER,FLAT	2
4	XDOZZ		24956	5219140KT27W C	PARTS KIT,WET ARM WASHER INCLUDES . 3 CLIPS,NOZZLE ,TUBING ,SCREW&LOCKNUT	1
5	PAOZZ	2540-01-504-2851	03533	5214740	BLADE,WINDSHIELD WIPER	1
6	PAOZZ	5306-01-499-1694	03533	A24-3	BOLT,MACHINE	2
7	PAOZZ	2540-01-389-0399	24956	48519-40- KE27WC	PARTS KIT,WINDSHIELD	1
8	PAOZZ	2090-01-479-1921	83600	LE62112B	ARM,WINDSHIELD WIPER	1
9	PAOZZ	2540-01-507-1766	83600	6573220M025W J	MOTOR,WINDSHIELD WIPER	1
10	PAOZZ	2540-01-448-8388	24956	65652- 40M025WJ	.MOTOR,WINDSHIELD WIPER	1
11	PAOZZ		24956	6787740NT25W J	.NUT,PLAIN,HEXAGON	1
12	PAOZZ		24956	6266740SC25W J	.SCREW,MACHINE	3
13	PAOZZ	2540-00-006-6289	24956	LK721014	.LINK,CONNECTOR	1
14	PAOZZ	5310-00-809-8591	24956	WA1654	.WASHER,FLAT	2
15	PAOZZ	5340-01-283-3574	24956	17815-40- SP27WC	.CLIP,SPRING TENSION	2
16	PAOZZ	5310-01-509-9200	83600	6257340WA25W J	.WASHER,FLAT	1
17	PAOZZ	5310-01-509-9209	83600	6257440WA25W J	.WASHER,FLAT	1
18	PAOZZ	5310-01-509-9213	83600	6257740NT25W J	.NUT,PLAIN,HEXAGON	1
19	XDOZZ		24956	6257240CP25W J	.BOOT,DUS AND MOISTURE	1
20	PAOZZ	2530-01-526-6086	24956	6258040NT25W J	.PIVOT ASSEMBLY,WHINDSHIELD	1
21	PAOZZ	5310-01-509-9214	83600	6257140NT27W C	.NUT,PLAIN,HEXAGON	1
22	PAOZZ	5310-01-509-9208	83600	6257840WA27W C	.WASHER,FLAT	1
23	PAOZZ	5310-01-382-7052	24956	6205740BK25W J	.BRACKET,ANGLE	1
24	PAOZZ	5305-01-020-5235	24956	SC1160	.SCREW,ASSEMBLED WASHER	2
25	XDOZZ		24956	5036440FI27W C	ELBOW,HOSE	1
26	PAOZZ	2540-01-479-5053	83600	6271440SH25W J	PIVOT SHAFT,WINDSHIELD	1

END OF FIGURE



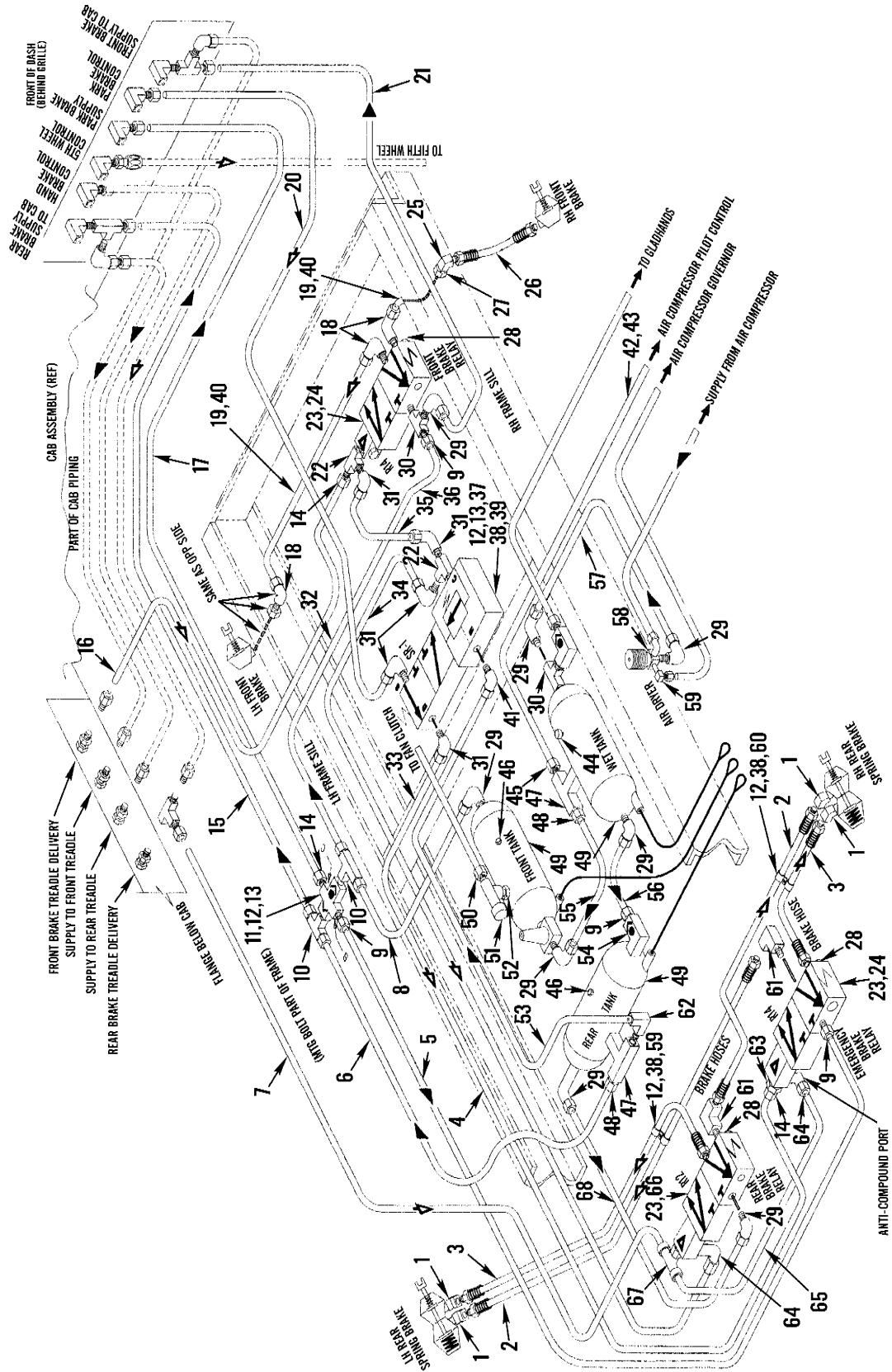
Group 150, Figure 1. Air Piping Drain Valves

(1) ITEM NO	(2) SMR CODE	(3) NSN	(4) CAGEC	(5) PART NUMBER	(6) DESCRIPTION AND USABLE ON CODES (UOC)	(7) QTY
GROUP 150 AIR PIPING						
FIG. 1 AIR PIPING DRAIN VALVES						
1	PAOZZ		03533	A346-0316	VALVE, DRAIN	2
2	PAOZZ	4820-01-503-8146	03533	346-317	COCK, DRAIN	1
3	PAOZZ	5340-01-499-9931	03533	56-125	CLAMP, LOOP	1
4	PAOZZ	5305-01-500-4617	03533	310-86	SCREW, MACHINE	1
5	PAOZZ	5310-01-500-4947	03533	219-242	NUT, PLAIN, EXTENDED	1
6	XDOZZ		03533	32-8808	BRACKET, ANGLE	1
7	PAOZZ	5340-00-385-8820	75272	C0V0909	CLAMP, LOOP	2
8	PAOZZ	5310-01-066-6759	72962	21NE-040	NUT, SELF-LOCKING, HEXAGON	2
END OF FIGURE						



Group 150, Figure 2. Front Gladhands and Related Parts

(1) ITEM NO	(2) SMR CODE	(3) NSN	(4) CAGEC	(5) PART NUMBER	(6) DESCRIPTION AND USABLE ON CODES (UOC)	(7) QTY
GROUP 150 AIR PIPING						
FIG. 2 FRONT GLADHANDS AND RELATED PARTS						
1	MOZZ		85757	3250-0612-4	HOSE, NONMETALLIC MAKE FROM P/N ... 3250-0612, 8 FEET	1
2	PAZZ	4820-00-728-7467	03533	346-8	VALVE, LINEAR DIRECT	1
3	PAZZ	4820-01-468-2016	98343	N-13526-AJ	VALVE, CHECK	1
4	MOZZ		85757	3250-1010-25	TUBING, NYLON MAKE FROM P/N CPR104420-4, 12 FEET	1
5	PAZZ	5975-00-074-2072	81343	MS3367-1-9	STRAP, TIEDOWN, ELECTRICAL COMPONENTS	12
6	PAZZ	5306-01-499-5689	03533	A310-87	BOLT, MACHINE	4
7	PFOZZ	5340-01-499-4145	03533	32-8689	BRACKET, MOUNTING	2
8	PAZZ	5310-01-500-4947	03533	219-242	NUT, PLAIN, EXTENDED WASHER, HEXAGON .	4
9	PAZZ	4730-01-503-7533	03533	74-87	COUPLING HALF, QUICK EMERGENCY	1
10	XDOZZ		03533	245-8	PLATE, INSTRUCTION EMERGENCY	1
11	PAZZ	5330-00-172-1919	98343	1509	PACKING, PREFORMED	2
12	PAZZ	4730-00-720-5002	58429	N11171	REDUCER, PIPE	2
13	XDOZZ		03533	A74-10	COUPLING, DUMMY	2
14	PAZZ		03533	104-156	ADAPTER, STRAIGHT, PIPE TO TUBE	1
15	XDOZZ		03533	113-141	ELBOW, PIPE TO TUBE	1
16	PAZZ	4730-01-498-8200	03533	A74-88	COUPLING HALF, QUICK SERVICE	1
17	XDOZZ		03533	245-9	PLATE, INSTRUCTION SERVICE	1
18	PAZZ		03533	113-133	ELBOW, PIPE TO TUBE	1
END OF FIGURE						



Group 150, Figure 3. Frame Air Piping

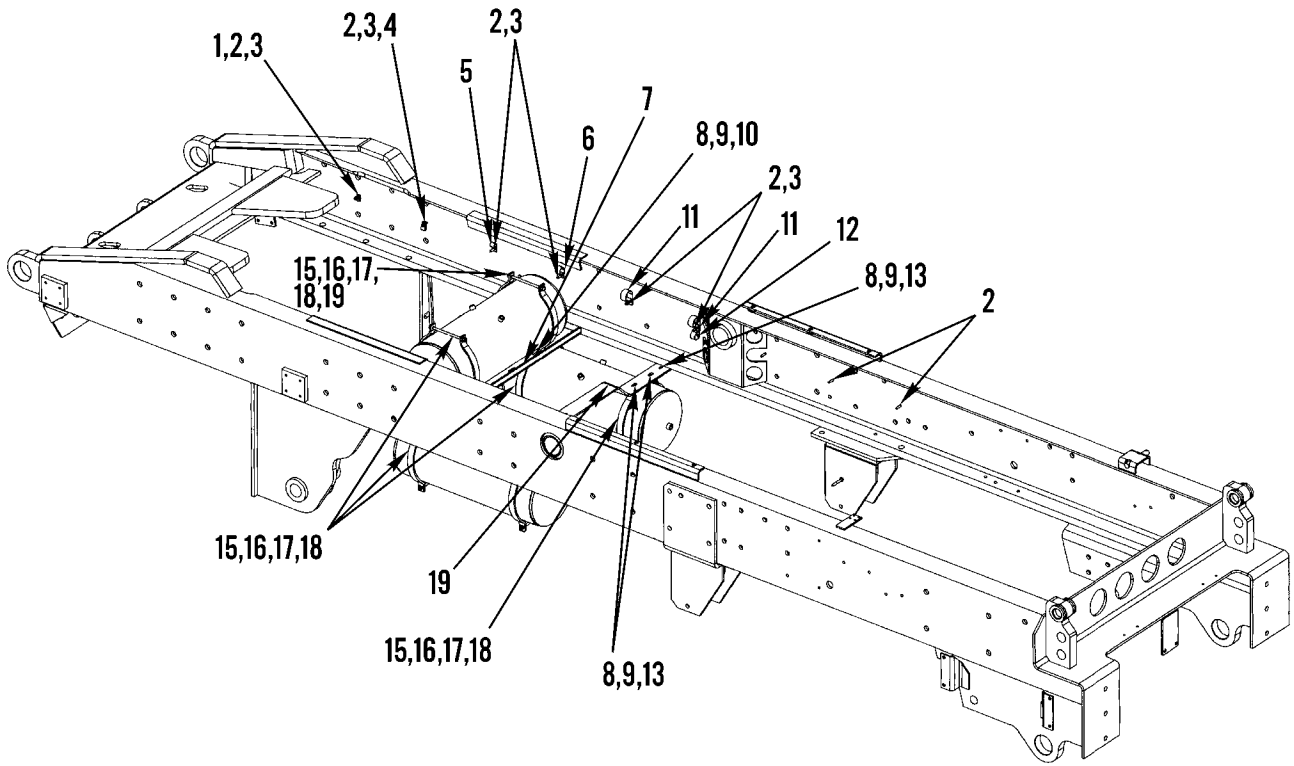
(1) ITEM NO	(2) SMR CODE	(3) NSN	(4) CAGEC	(5) PART NUMBER	(6) DESCRIPTION AND USABLE ON CODES (UOC)	(7) QTY
GROUP 150 AIR PIPING						
FIG. 3 FRAME AIR PIPING						
1	PAOZZ	4930-00-277-8257	79470	3350X6	ELBOW,PIPE	4
2	PAOZZ	4720-01-509-4845	03533	144-91	HOSE ASSEMBLY, NONMETALLIC	2
3	PAOZZ	4720-01-509-4836	03533	144-77	HOSE ASSEMBLY, NONMETALLIC	2
4	MOOZZ		06853	A357-4-30	HOSE, NONMETALLIC MAKE FROM P/N 246115, 15 FEET	1
5	MOOZZ		85757	3250-1010-5	HOSE, NONMETALLIC MAKE FROM P/N CPR104420-4, 15 FEET	1
6	MOOZZ		03533	A357-22-36	HOSE, NONMETALLIC MAKE FROM P/N A357-22, 10 FEET	1
7	MOOZZ		85757	3250-0612-3	HOSE, NONMETALLIC MAKE FROM P/N 3250-0612, 22 FEET	1
8	MOOZZ		03533	A357-10-36	HOSE, NONMETALLIC MAKE FROM P/N A357-10, 7 FEET	1
9	PAOZZ	4730-01-196-7479	81343	10-8 100102BA	ADAPTER, STRAIGHT, PIPE TO TUBE	4
10	PAOZZ	4730-01-509-5287	03533	110-136	TEE, PIPE TO TUBE	2
11	PAOZZ	4820-00-863-4305	06721	N12488	VALVE, CHECK	1
12	PAOZZ	5310-00-010-8415	019L2	21NE048	NUT, SELF-LOCKING, HEXAGON	60
13	PAOZZ	5310-01-499-2139	03533	A362-16	WASHER, FLAT	12
14	PAOZZ	4730-01-503-7900	03533	104-104	ADAPTER, STRAIGHT, PIPE TO TUBE	3
15	MOOZZ		03533	A357-22-11	HOSE, NONMETALLIC MAKE FROM P/N A357-22, 11 FEET	1
16	MOOZZ		03533	A357-5-30	HOSE, NONMETALLIC	1
					MAKE FROM P/N A357-5, 12 FEET	
17	MOOZZ		03533	A357-7-24	HOSE, NONMETALLIC	1
					MAKE FROM P/N 3250-0613, 12 FEET	
18	PAOZZ	4730-01-499-5318	03533	A113-180	ELBOW, PIPE TO TUBE	4
19	MOOZZ		03533	A357-19-12	HOSE, NONMETALLIC MAKE FROM P/N A357-19, 6 FEET	2
20	MOOZZ		06853	246115-8	HOSE, NONMETALLIC MAKE FROM P/N 246115, 8 FEET	1
21	MOOZZ		03533	A357-10-8	HOSE, NONMETALLIC MAKE FROM P/N A357-10, 8 FEET	1
22	PAOZZ	4730-00-277-9615	93061	2225P-4	TEE, PIPE	2
23	PAOZZ	5945-01-162-0511	06853	109447	RELAY, ELECTROMAGNETIC FRONT RELAY . AND EMERGENCY BRAKE RELAY	2
24	PAOZZ	5310-01-503-5329	03533	219-243	NUT, PLAIN, EXTENDED WASHER, HEXAGON .	6

(1) ITEM NO	(2) SMR CODE	(3) NSN	(4) CAGEC	(5) PART NUMBER	(6) DESCRIPTION AND USABLE ON CODES (UOC)	(7) QTY
25	PAOZZ	4730-00-595-0143	24617	444058	ELBOW,PIPE	2
26	PAOZZ	4720-01-500-2809	03533	A144-84	HOSE ASSEMBLY	2
27	PAOZZ	4730-00-407-0571	30327	129-B-08X24	COUPLING,PIPE	2
28	PAOZZ	4730-01-500-2479	03533	A109-4	PLUG,PIPE	6
29	PAOZZ	4730-01-102-4123	81343	10-8 100202BA	ELBOW,PIPE TO TUBE	9
30	PAOZZ	4730-01-095-2034	93061	2225P-8	TEE,PIPE	2
31	PAOZZ	4730-00-289-0155	93061	VS269AB-6-6	ELBOW,PIPE TO TUBE	5
32	MOOZZ		03533	366A-16-2	LOOM,WIRE MAKE FROM P/N	1
					R-68238,2 FEET	
33	MOOZZ		03533	366A-13-2	LOOM,WIRE MAKE FROM P/N	1
					R-68235,15 FEET	
34	MOOZZ		03533	A357-5-14	HOSE,NONMETALLIC MAKE FROM P/N ...	1
					A357-5,14 FEET	
35	MOOZZ		03533	A357-5-7	HOSE,NONMETALLIC MAKE FROM P/N ...	1
					A357-5,7 FEET	
36	MOOZZ		03533	A357-10-9	HOSE,NONMETALLIC MAKE FROM P/N ...	1
					A357-10,9 FEET	
37	PAOZZ	2530-01-032-5118	23862	717894	VALVE,BRAKE PNEUMATIC MODULATING ..	1
					SR-1	
38	PAOZZ	5306-01-499-1046	03533	A24-5	BOLT,MACHINE	11
39	PAOZZ	4730-00-012-7951	14679	PPH-4	PLUG,PIPE	2
40	MOOZZ		03533	366A-15-2	CONDUIT,NONMETALLIC,FLEXIBLE	2
					MAKE FROM P/N R-68237,1 FOOT	
41	PAOZZ		03533	113-160	ELBOW,HOSE TO BOSS	2
42	MOOZZ		03533	366A-12-2	LOOM,WIRE MAKE FROM P/N	1
					R-64498,2 FEET	
43	MOOZZ		03533	A357-3-15	HOSE,NONMETALLIC MAKE FROM P/N ...	1
					A357-3,10 FEET	
44	PAOZZ	4820-01-191-6387	0N972	401005	VALVE,SAFETY RELIEF	1
45	PAOZZ	4730-01-499-5071	03533	A104-103	INVERTED NUT,TUBE COUPLING	2
46	PAOZZ	4730-01-500-2476	03533	A109-3	PLUG,PIPE	1
47	PAOZZ	4730-01-500-2796	03533	A110-85	TEE,PIPE TO TUBE	2
48	PAOZZ	4730-01-503-7906	03533	104-155	ADAPTER,STRAIGHT,PIPE TO TUBE	2
49	PAOZZ	5430-01-497-9981	03533	C313-5	TANK,PRESSURE	3
50	PAOZZ	4730-01-332-8488	58755	3115 56 14DOT	ADAPTER,STRAIGHT,PIPE TO TUBE	1
51	PAOZZ	4820-00-103-5598	06853	277226	VALVE,REGULATING,FLUID PRESSURE ...	1

(1) ITEM NO	(2) SMR CODE	(3) NSN	(4) CAGEC	(5) PART NUMBER	(6) DESCRIPTION AND USABLE ON CODES (UOC)	(7) QTY
52	PAOZZ	4730-00-202-6491	79470	103-22604	BUSHING,PIPE	1
53	MOOZZ		03533	A357-1-2	HOSE,NONMETALLILC MAKE FROM P/N .. A357-1,10 FEET	1
54	PAOZZ	4820-01-468-2016	98343	N-13526-AJ	VALVE,CHECK	2
55	MOOZZ		03533	A357-10-4	HOSE,NONMETALLIC MAKE FROM P/N A357-10,4 FEET	1
56	MOOZZ		03533	A357-22-2	HOSE,NONMETALLIC MAKE FROM P/N A357-22,2 FEET	1
57	MOOZZ		85757	3250-1010-5	HOSE,NONMETALLIC MAKE FROM P/N CPR104420-4,5 FEET	1
58	PAOZZ	4730-01-220-5613	81343	12-8070202CA	ELBOW,PIPE TO TUBE	1
59	PAOZZ	4730-01-503-7167	03533	113-137	ELBOW,PIPE TO TUBE	1
60	PAOZZ	5340-01-499-7191	03533	A56-100	CLAMP,LOOP	4
61	PAOZZ	4730-00-959-1628	30780	1-2CD45B	ELBOW,PIPE	2
62	PAOZZ	4730-01-509-4942	03533	113-161	ELBOW,PIPE TO TUBE	1
63	PAOZZ	4730-01-231-2760	81343	8-4 140137SA	REDUCER,PIPE	1
64	PAOZZ	4730-01-503-7585	03533	113-185	ELBOW,PIPE TO TUBE	2
65	MOOZZ		85757	3250-0612-3	HOSE,NONMETALLIC MAKE FROM P/N 3250-0612,3 FEET	1
66	PAOZZ	2530-01-500-5487	06853	800477	VALVE,RELAY,AIR PRESSURE REAR	1
67	PAOZZ	4730-00-088-8666	79470	C3609X4	TEE,PIPE	1
68	MOOZZ		03533	A357-22-8	HOSE,NONMETALLIC MAKE FROM	1

END OF FIGURE

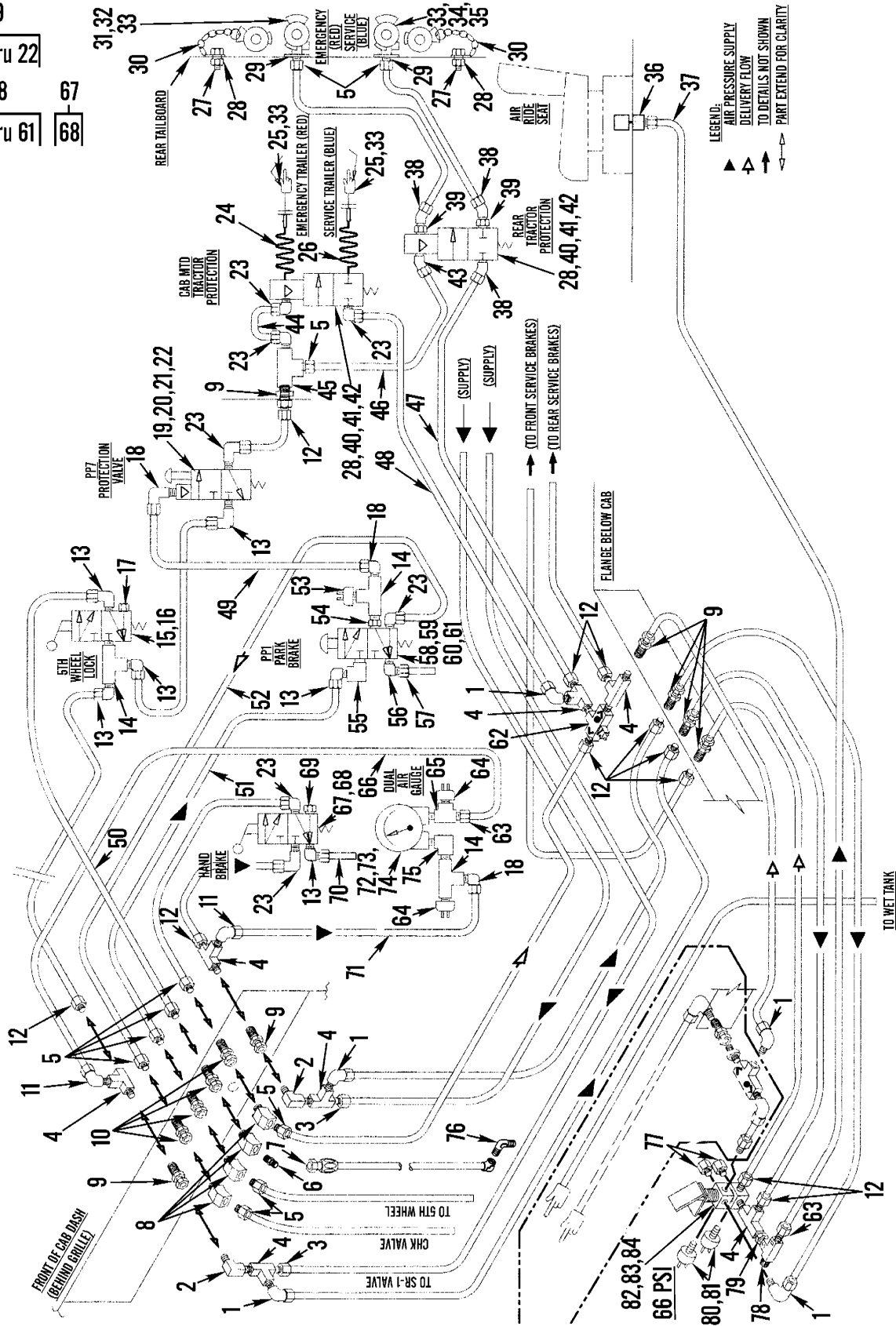
14
15 thru 18



Group 150, Figure 4. Air Reservoir Mounting Hardware

(1) ITEM NO	(2) SMR CODE	(3) NSN	(4) CAGEC	(5) PART NUMBER	(6) DESCRIPTION AND USABLE ON CODES (UOC)	(7) QTY
GROUP 150 AIR PIPING						
FIG. 4 AIR RESERVOIR MOUNTING HARDWARE						
1	PAOZZ	5340-01-499-9931	03533	56-125	CLAMP, LOOP	3
2	PAOZZ	5307-01-499-5675	03533	A309-31	STUD, PLAIN	41
3	PAOZZ	5310-00-010-8415	019L2	21NE048	NUT, SELF-LOCKING, HEXAGON	41
4	PAOZZ	5340-01-499-7186	03533	A56-39	CLAMP, LOOP	4
5	PAOZZ	5340-01-499-7191	03533	A56-100	CLAMP, LOOP	4
6	PAOZZ		03533	A56-105	CLAMP, LOOP	13
7	XDOZZ		03533	A32B-73	BRACKET REAR	1
8	XDOZZ		03533	32-5826	BRACKET	4
9	PAOZZ	5310-01-499-3693	03533	219-284	NUT, PLAIN, EXTENDED WASHER	18
10	PAOZZ	5306-01-234-3776	2Y614	1X6796	BOLT, MACHINE	6
11	PAOZZ	5340-01-499-4181	03533	A56-146	CLAMP, LOOP	15
12	PAOZZ	5340-01-499-4168	03533	A56-127	CLAMP, LOOP	2
13	PAOZZ	5306-01-500-2006	03533	310-104	BOLT, MACHINE	4
14	XDOZZ		03533	A32-714	BRACKET RESERVOIR MOUNTING	6
15	XDOZZ		03533	207-1672	.BRACKET	2
16	PAOZZ		03533	28-182	.BOLT, MACHINE	2
17	PAOZZ		03533	217C-13	.NUT, PLAIN, HEXAGON	2
18	PAOZZ	5310-01-500-4223	03533	361-11	.WASHER, LOCK	2
19	XDOZZ		03533	32B-99	BRACKET, FRONT	1
END OF FIGURE						

- 19
- 20 thru 22
- 58
- 59 thru 61
- 67
- 68



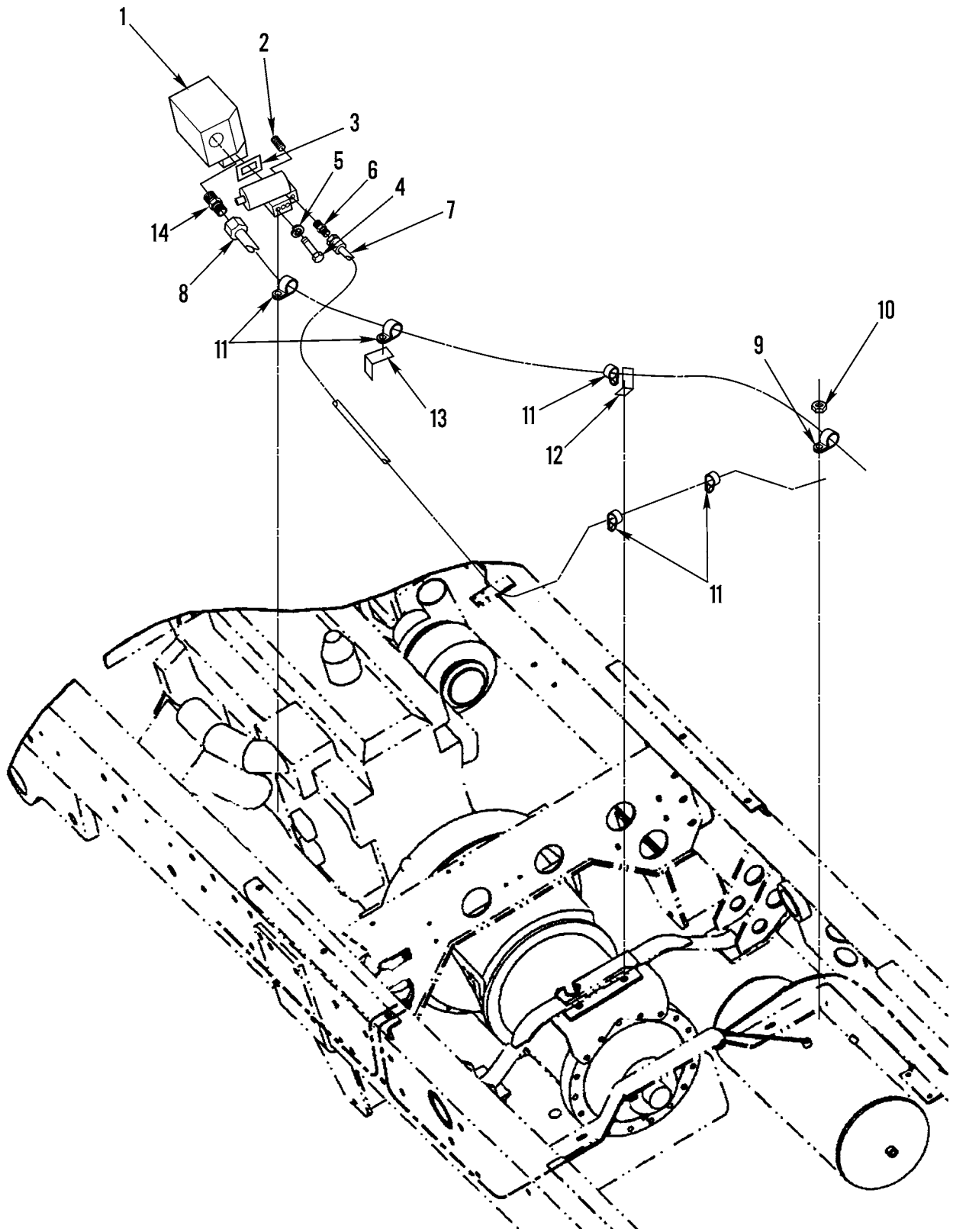
Group 150, Figure 5. Cab Air Piping Split Brake System

(1) ITEM NO	(2) SMR CODE	(3) NSN	(4) CAGEC	(5) PART NUMBER	(6) DESCRIPTION AND USABLE ON CODES (UOC)	(7) QTY
GROUP 150 AIR PIPING						
FIG. 5 CAB AIR PIPING SPLIT BRAKE SYSTEM						
1	PAOZZ	4730-01-499-5983	58755	3109-60-18DOT	ELBOW,PIPE TO TUBE	6
2	PAOZZ	4730-00-278-4822	75160	T23837	ELBOW,PIPE	2
3	PAOZZ	4730-01-503-7906	03533	104-155	ADAPTER,STRAIGHT,PIPE TO TUBE	2
4	PAOZZ	4732-00-469-7797	36655	107-C	TEE,PIPE	8
5	PAOZZ	4730-01-503-7900	03533	104-104	ADAPTER,STRAIGHT,PIPE TO TUBE	14
6	PAOZZ		03533	104-112	ADAPTER,STRAIGHT	1
7	PAOZZ	4720-01-504-0588	03533	145-2117	HOSE,NONMETALLIC 5TH WHEEL	1
8	PAOZZ	4730-00-278-4497	80072	X121619	ELBOW,PIPE	4
9	PAOZZ	4730-00-511-1677	27618	4156P11	COUPLING,PIPE	8
10	PAOZZ	4730-01-504-1527	06853	221204	COUPLNG,PIPE	4
11	PAOZZ	4730-01-503-7117	03533	113-132	ELBOW,PIPE TO TUBE	2
12	PAOZZ	4730-01-499-9176	03533	A104-105	ADAPTER,STRAIGHT,PIPE TO TUBE	14
13	PAOZZ	4730-01-503-7585	03533	113-185	ELBOW,PIPE TO TUBE	6
14	PAOZZ	4730-00-263-2733	93061	VS2225P-2	TEE,PIPE	2
15	PAOZZ	4810-01-503-8205	03533	346-305	VALVE,LINEAR,DIRECTIONAL CONTROL .. FIFTH WHEEL LOCK	1
16	PAOZZ	5305-01-509-4495	03533	310-42	SCREW,MACHINE	5
17	PAOZZ	4730-00-044-4689	46717	L-6990-1	PLUG,PIPE	1
18	PAOZZ	4730-01-509-4711	03533	113-131	ELBOW,PIPE TO TUBE	2
19	PAOZZ	4820-01-503-8197	03533	346-309	VALVE,SAFETY RELIEF TRAILER BRAKE	1
20	XDOZZ		06853	391624	.KNOB	1
21	PAOZZ	5310-01-105-7227	06853	239357	.NUT,PLAIN,HEXAGON	1
22	PAOZZ	5315-01-069-0602	06853	238379	.PIN,SPRING	1
23	PAOZZ		03533	113-133	ELBOW	7
24	PAOZZ	4720-01-509-4468	0N972	451036-R	HOSE ASSEMBLY,NONMETALLIC RED	1
25	PAOZZ	4730-00-595-0083	06721	N20415PA	COUPLING HALF-QUICK DISCONNECT	2
26	PAOZZ	4720-01-509-4473	0N972	451036-B	HOSE ASSEMBLY,NONMETALLIC BLUE	1
27	PAOZZ	5305-01-503-7531	03533	310-98	SCREW,CAP,HEXAGON HEAD	2
28	PAOZZ	5310-01-503-5329	03533	219-243	NUT,PLAIN,EXTENDED WASHER,HEXAGON ..	6
29	PAOZZ	4730-00-720-5002	58429	N11171	REDUCER,PIPE	2
30	XDOZZ		03533	A74-0041	COUPLING,DUMMY	2

(1) ITEM NO	(2) SMR CODE	(3) NSN	(4) CAGEC	(5) PART NUMBER	(6) DESCRIPTION AND USABLE ON CODES (UOC)	(7) QTY
31	XDOZZ		03533	245-8	PLATE, INSTRUCTION	1
32	PAOZZ	4730-01-503-7533	03533	74-87	COUPLING HALF, QUICK EMERGENCY-RED .	1
33	PAOZZ	5330-00-172-1919	98343	1509	PACKING, PREFORMED	4
34	XDOZZ		03533	245-9	PLATE, INSTRUCTION	1
35	PAOZZ	4730-01-498-8200	03533	A74-88	COUPLING HALF, QUICK SERVICE-BLUE ..	1
36	PAOZZ	4730-01-500-2805	03533	74-107	COUPLING, TUBE	1
37	MOOZZ		03533	366A-15-8	CONDUIT, NONMETALLIC	1
					MAKE FROM P/N R-68237, 8 FEET	
38	PAOZZ	4730-01-509-4501	03533	112-134	ELBOW, FLANGE TO TUBE	3
39	PAOZZ	4730-01-507-1164	06853	230808	REDUCER, PIPE	2
40	PAOZZ	4820-00-436-3033	06853	279000	VALVE, FLOW CONTROL CAB MOUNTED	2
					AND REAR	
41	PAOZZ	5306-01-503-6508	03533	28-30	BOLT, MACHINE	8
42	PAOZZ	5310-01-500-5805	03533	361-10	WASHER, LOCK	4
43	XDOZZ		03533	112-0133	ELBOW	1
44	MOOZZ		85757	3250-0612-4	HOSE, NONMETALLIC MAKE FROM P/N	1
					3250-0612, 4 FEET	
45	PAOZZ	4730-00-277-9615	93061	2225P-4	TEE, PIPE	1
46	MOOZZ		85757	3250-0612-3	HOSE MAKE FROM P/N	1
					3250-0612, 26 FEET	
47	MOOZZ		85757	A357-0028-10	HOSE MAKE FROM P/N	1
					3250-0616, 24 FEET	
48	MOOZZ		85757	3250-0616-6	HOSE, NONMETALLIC MAKE FROM P/N	1
					3250-0616, 6 FEET	
49	MOOZZ		03533	357-1-2	HOSE MAKE FROM P/N	1
					A357-1, 6 FEET	
50	MOOZZ		03533	A357-0027-3	TUBING MAKE FROM P/N	1
					357-27, 6 FEET	
51	MOOZZ		85757	A357-0007-10	HOSE, MAKE FROM P/N	1
					3250-0613, 6 FEET	
52	MOOZZ		06853	A357-0004-10	HOSE MAKE FROM P/N	1
					246115, 6 FEET	
53	PAOZZ	5930-00-113-7546	03533	308-133	SWITCH, PRESSURE LOW AIR	1
54	PAOZZ	4730-01-230-6879	09990	110B04X02	BUSHING, PIPE	1
55	PAOZZ	4730-00-639-9730	24617	444476	ELBOW, PIPE	1
56	PAOZZ		03533	113-136	ELBOW	1
57	XDOZZ		03533	104-159	ADAPTER, STRAIGHT	1

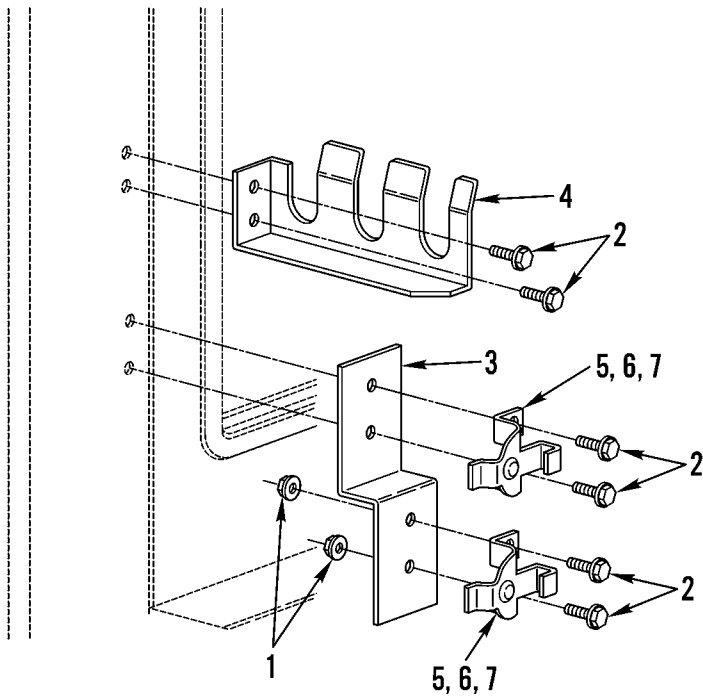
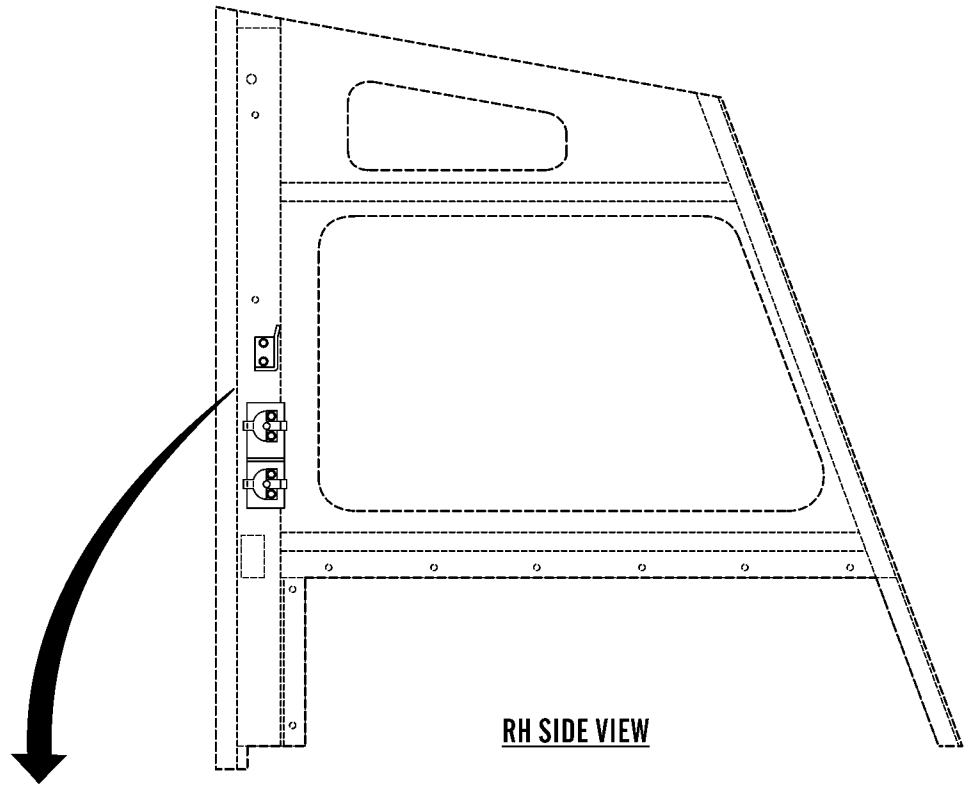
(1) ITEM NO	(2) SMR CODE	(3) NSN	(4) CAGEC	(5) PART NUMBER	(6) DESCRIPTION AND USABLE ON CODES (UOC)	(7) QTY
58	PAOZZ	2530-01-504-2783	06853	107434	VALVE,BRAKE PNEUMATIC PARK BRAKE ..	1
59	PAOZZ	2530-00-713-5633	06853	236022	.PIN,SPRING	1
60	XDOZZ		06853	248433	.KNOB	1
61	PAOZZ	5310-01-105-7227	06853	239357	.NUT,PLAIN,HEXAGON	1
62	PAOZZ	4820-01-503-8262	03533	A346D-6	VALVE,LINEAR,DIRECTIONAL CONTROL ..	1
63	PAOZZ	4730-01-332-8488	58755	3115 5614 DOT	ADAPTER,STRAIGHT,PIPE TO TUBE	2
64	PAOZZ	5930-00-735-9539	03533	308-1	SWITCH,PRESSURE	2
65	PAOZZ	4730-00-719-2708	16733	910072	TEE,PIPE	1
66	MOOZZ		03533	357-2-2	TUBING MAKE FROM P/N	1
					357-2,6 FEET	
67	PAOZZ	4820-01-503-8187	03533	346-229	VALVE,FLOW CONTROL HAND BRAKE	1
68	XDOZZ		03533	N15285M	.KNOB	1
69	PAOZZ	4730-00-011-2578	80204	AMSE B16.15	PLUG,PIPE	4
70	MOOZZ		03533	A357-8-1	HOSE MAKE FROM P/N	1
					357-8,6 FEET	
71	MOOZZ		03533	357-17-2	TUBING MAKE FROM P/N	1
					357-17,6 FEET	
72	PAOZZ	6685-01-503-6537	03533	139-0051	GAUGE,PRESSURE,DIAL INDICATING	1
73	PAOZZ	6250-01-503-4480	03533	A191-47	LAMP HOLDER	1
74	PAOZZ	6240-01-503-4415	03533	A191-33	LAMP,INCANDESCENT	1
75	PAOZZ	4730-00-249-3882	96906	MS51845-1	ELBOW,PIPE TO TUBE	1
76	PAOZZ	4730-01-525-3113	03533	107A-180	ELBOW,TUBE	1
77	PAOZZ	4703-01-503-7831	03533	109-14	PLUG,PIPE	2
78	PAOZZ	4820-00-103-5598	06853	277226	VALVE,REGULATING,FLUID PRESSURE ...	1
79	PAOZZ	4730-00-726-1103	01276	2083-6-4S	REDUCER,PIPE	1
80	PAOZZ	5930-01-458-6927	74400	76575	SWITCH PRESSURE	2
81	PAOZZ	4730-00-204-1993	14351	X12183	BUSHING,PIPE	2
82	PAOZZ	4820-01-503-8266	03533	346-164	VALVE,FLOW CONTROL TREADLE BRAKE ..	1
83	PAOZZ	5310-00-010-8579	06853	202982	WASHER,LOCK	3
84	PAOZZ		06853	203414	SCREW,CAP,HEXAGON	3

END OF FIGURE



Group 150, Figure 6. Governor and Air Piping

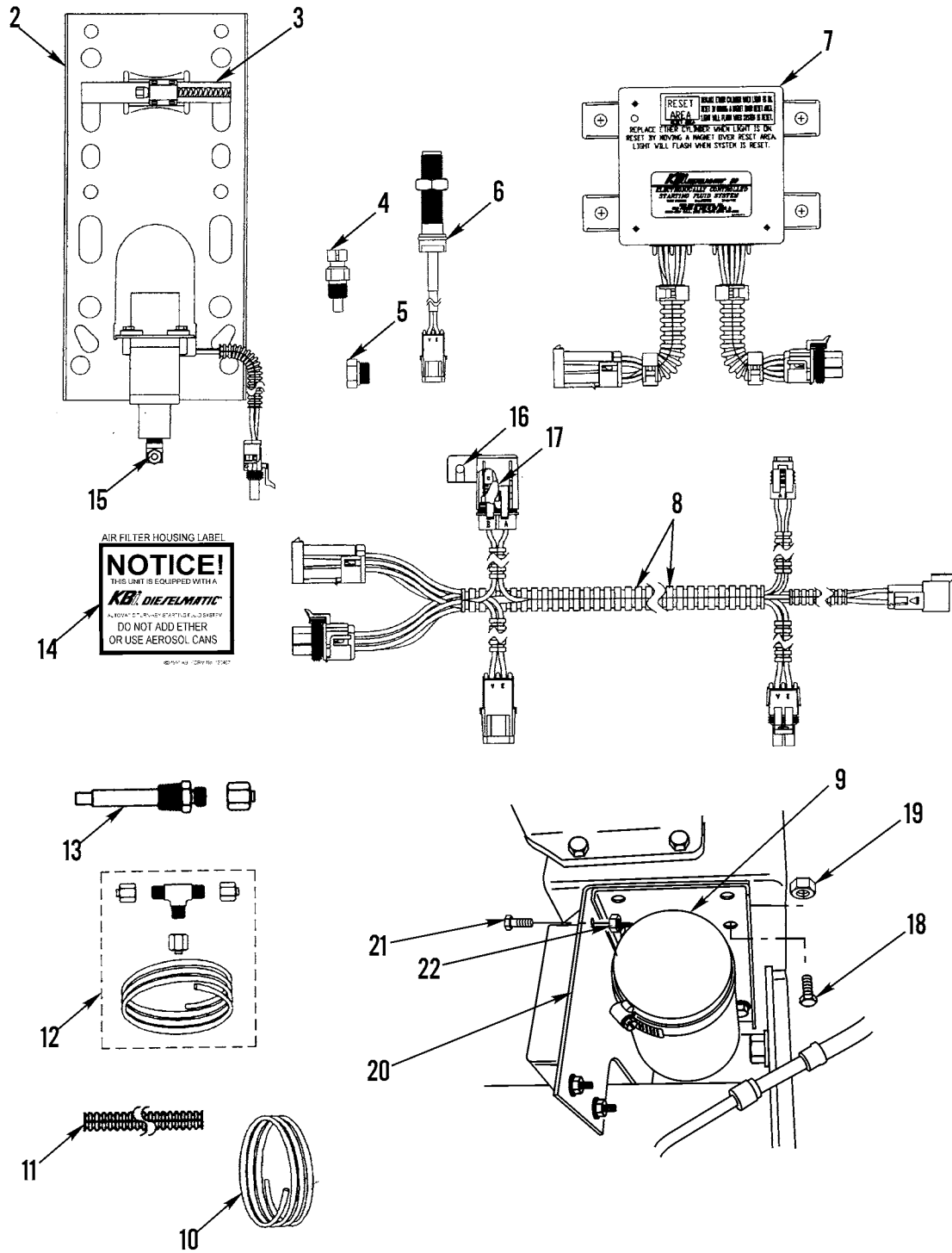
(1) ITEM NO	(2) SMR CODE	(3) NSN	(4) CAGEC	(5) PART NUMBER	(6) DESCRIPTION AND USABLE ON CODES (UOC)	(7) QTY
GROUP 150 AIR PIPING						
FIG. 6 GOVERNOR AND AIR PIPING						
1	PAOZZ	6110-01-503-6166	03533	A138-1	GOVERNOR,MOTOR AIR COMPRESSOR	1
2	PAOZZ	4730-01-504-2853	03533	124-247	PLUG,PIPE	4
3	PAOZZ	5330-00-531-3197	27315	41911	GASKET	1
4	PAOZZ	5306-01-503-6398	03533	25-714	BOLT,MACHINE	2
5	PAOZZ	5310-01-500-5805	03533	361-10	WASHER,LOCK	2
6	PAOZZ	4730-01-332-8488	58755	31155614DOT	ADAPTER,STRAIGHT,PIPE TO TUBE	2
7	MOOZZ		03533	A357-1-15	HOSE,NONMETALLIC MAKE FROM P/N A357-1,15 FEET	1
8	PAOZZ	4720-01-503-9003	03533	145C108	HOSE ASSEMBLY,NONMETALLIC	1
9	PAOZZ		03533	56-150	CLAMP,LOOP	1
10	PAOZZ	5310-01-499-3693	03533	219-284	NUT,PLAIN,EXTENDED	1
11	PAOZZ	5340-01-101-8262	03533	56-128	CLAMP,LOOP	5
12	XDOZZ		03533	A32-2082	BRACKET	1
13	XDOZZ		03533	A32-2088	BRACKET	1
14	PAOZZ	4730-01-480-3668	01276	GG108-NP12- 27	ADAPTER,STRAIGHT,TUBE TO HOSE	1
END OF FIGURE						



Group 150, Figure 7. Gladhand and Intervehicular Cable Hangers

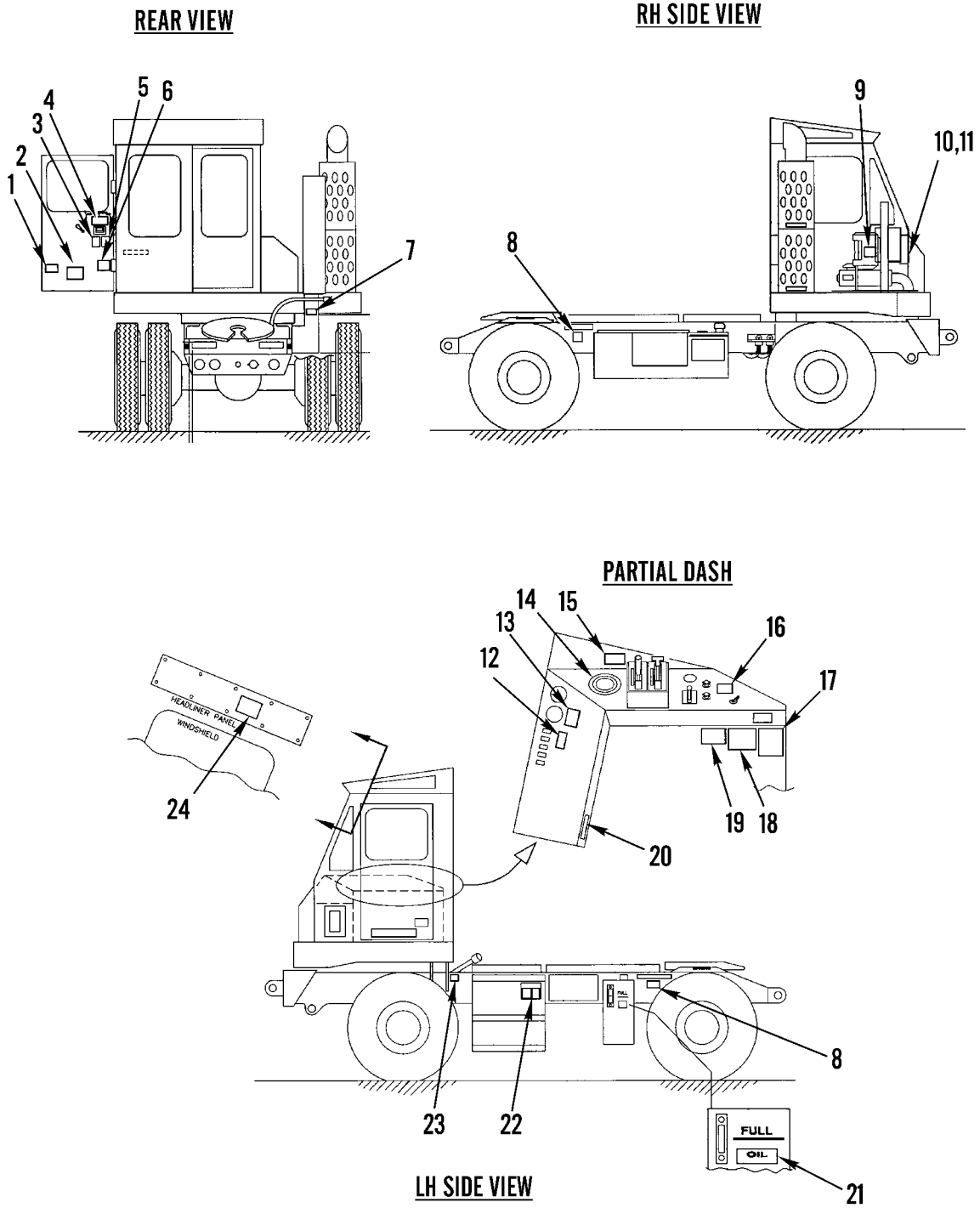
(1) ITEM NO	(2) SMR CODE	(3) NSN	(4) CAGEC	(5) PART NUMBER	(6) DESCRIPTION AND USABLE ON CODES (UOC)	(7) QTY
GROUP 150 AIR PIPING						
FIG. 7 GLADHAND AND INTERVEHICULAR CABLE HANGERS						
1	PAOZZ	5310-00-166-8341	82465	31WLF51618	NUT,PLAIN,EXTENDED WASHER,HEXAGON .	2
2	PAOZZ		03533	310-146	BOLT,MACHINE	6
3	XDOZZ		03533	32-8804	BRACKET	1
4	XDOZZ		03533	32F-416	BRACKET,HANGER	1
5	PAOZZ	2530-00-545-5406	06853	212227	DUMMY COUPLING,AUTOMOTIVE	2
AIRBRAKE HOSE						
6	PAOZZ	4730-00-595-0083	06721	N20415PA	COUPLING,HALF,QUICK DISCONNECT	2
7	PAOZZ	4720-01-500-2814	03533	145-3716	HOSE,NONMETALLIC	1
END OF FIGURE						

1
2 thru 15



Group 160, Figure 1. Ether Start Kit

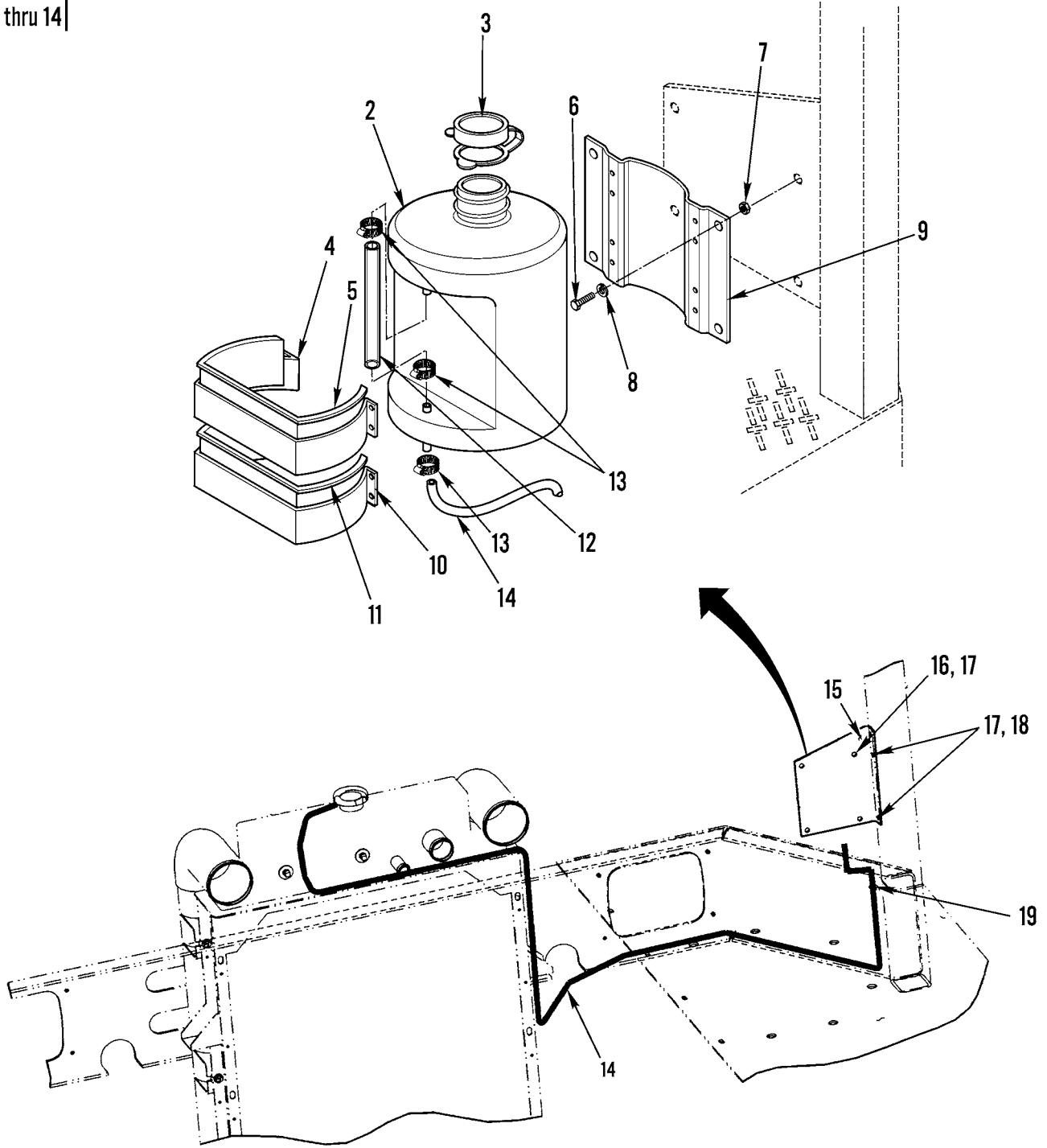
(1) ITEM NO	(2) SMR CODE	(3) NSN	(4) CAGEC	(5) PART NUMBER	(6) DESCRIPTION AND USABLE ON CODES (UOC)	(7) QTY
GROUP 160 MISCELLANEOUS						
FIG. 1 ETHER START KIT						
1	PAOOO	2910-01-504-1972	53203	64079	PARTS KIT,ETHER,STARTING AID	1
2	PAOZZ	4810-01-509-3432	53203	NVT24DH0002	.VALVE,SOLENOID 24V	1
3	PAOZZ	4730-01-509-7587	53203	300182	.CLAMP,HOSE	1
4	PAOZZ	5905-01-503-8040	53203	301549	.RESISTOR,THERMAL	1
5	XDOZZ		53203	301378	.ADAPTER	2
6	PAOZZ	6680-01-504-3380	53203	301610	.MAGNETIC PICKUP,TRANSDUCER	1
7	PFOZZ	2920-01-505-3108	53203	302078	.MODULATOR ASSEMBLY,IGNITION	1
8	PFOZZ	6150-01-509-6373	53203	302096	.WIRING HARNESS,BRANCHED	1
9	PAOZZ	2910-00-646-9727	53203	20000	.CYLINDER,ENGINE	1
10	PAOZZ	4720-01-241-4130	53203	300045	.TUBING,NONMETALLIC	1
11	XDOZZ		53203	301447	.CONDUIT	1
12	PFOZZ		53203	29999	.PARTS KIT,ADAPTER	1
13	PAOZZ	2910-01-225-2307	53203	220315	.NOZZLE,FUEL INJECTI	2
14	PAOZZ	7690-01-398-8123	53203	130497	.LABEL	1
15	PAOZZ	4730-01-088-8335	53203	300040	.ELBOW,PIPE TO TUBE	1
16	PAOZZ	5305-01-503-5761	03533	278-68	SCREW,MACHINE	1
17	PAOZZ	5920-01-487-5516	71400	ATC-1	FUSE,INCLOSED LINK	1
18	PAOZZ	5306-01-499-5689	03533	A310-87	BOLT,MACHINE	4
19	PAOZZ	5310-01-499-3693	03533	219-284	NUT,PLAIN,EXTENDED	4
20	XDOZZ		03533	32-8782	BRACKET,MOUNTING	1
21	PAOZZ	5306-01-500-2006	03533	310-104	BOLT,MACHINE	4
22	PAOZZ	5310-01-500-4947	03533	219-242	NUT,PLAIN,EXTENDED	4
END OF FIGURE						



Group 160, Figure 2. Data Plates and Labels

(1) ITEM NO	(2) SMR CODE	(3) NSN	(4) CAGEC	(5) PART NUMBER	(6) DESCRIPTION AND USABLE ON CODES (UOC)	(7) QTY
GROUP 160 MISCELLANEOUS						
FIG. 2 DATA PLATES AND LABELS						
1	XDOZZ		03533	245-779	PLATE, INSTRUCTION SHIPPING	1
2	XDOZZ		03533	246-37	PLATE, IDENTIFICATION MANUFACTURER NAMEPLATE	1
3	XDOZZ		03533	245-443	PLATE, INSTRUCTION EMISSIONS	1
4	XDOZZ		03533	245-709	PLATE, INSTRUCTION OFF-HIGHWAY VEHICLE	1
5	XDOZZ		03533	245-706	PLATE, INSTRUCTION VEHICLE CERTIFICATION	1
6	XDOZZ		03533	245-774	PLATE, INSTRUCTION PARTS DATA PLATE	1
7	XDOZZ		03533	245H-50	PLATE, INSTRUCTION TRANS FILL	1
8	XDOZZ		03533	245-353	PLATE, INSTRUCTION DO NOT DRILL	2
9	XDOZZ		03533	245M-21	PLATE, INSTRUCTION COOLANT LEVEL	1
10	XDOZZ		03533	245-129	PLATE, INSTRUCTION ANTIFREEZE	1
11	XDOZZ		03533	245-585	PLATE, INSTRUCTION AUTOMATIC FAN	2
12	XDOZZ		03533	4P-6422	PLATE, INSTRUCTION ETHER WARNING	1
13	XDOZZ		03533	245-784	PLATE, INSTRUCTION HEARING PROTECTION	1
14	XDOZZ		03533	245-707	PLATE, INSTRUCTION FIFTH WHEEL LOAD	1
15	XDOZZ		03533	245-333	PLATE, INSTRUCTION WARNING TRANS/ . . NEUTRAL	1
16	XDOZZ		03533	245-525	PLATE, INSTRUCTION AIR BRAKE RELEASE	1
17	XDOZZ		03533	245J-54	PLATE, INSTRUCTION WELDING	1
18	XDOZZ		03533	245H-31	PLATE, INSTRUCTION TRANS OPERATING TIPS	1
19	XDOZZ		03533	245H-36	PLATE, INSTRUCTION NEUTRAL/PARK BRAKE WARNING	1
20	XDOZZ		03533	245-461	PLATE, INSTRUCTION VIN	1
21	XDOZZ		03533	245-9012	PLATE, INSTRUCTION HYDRAULIC OIL	1
22	XDOZZ		03533	245-782	PLATE, INSTRUCTION BATTERY INTERCONNECT	1
23	XDOZZ		03533	245-401	PLATE, INSTRUCTION ENGINE OIL CHECK	1
24	XDOZZ		11083	101-9767	PLATE, INSTRUCTION INLET MANIFOLD . . HEATER	1
END OF FIGURE						

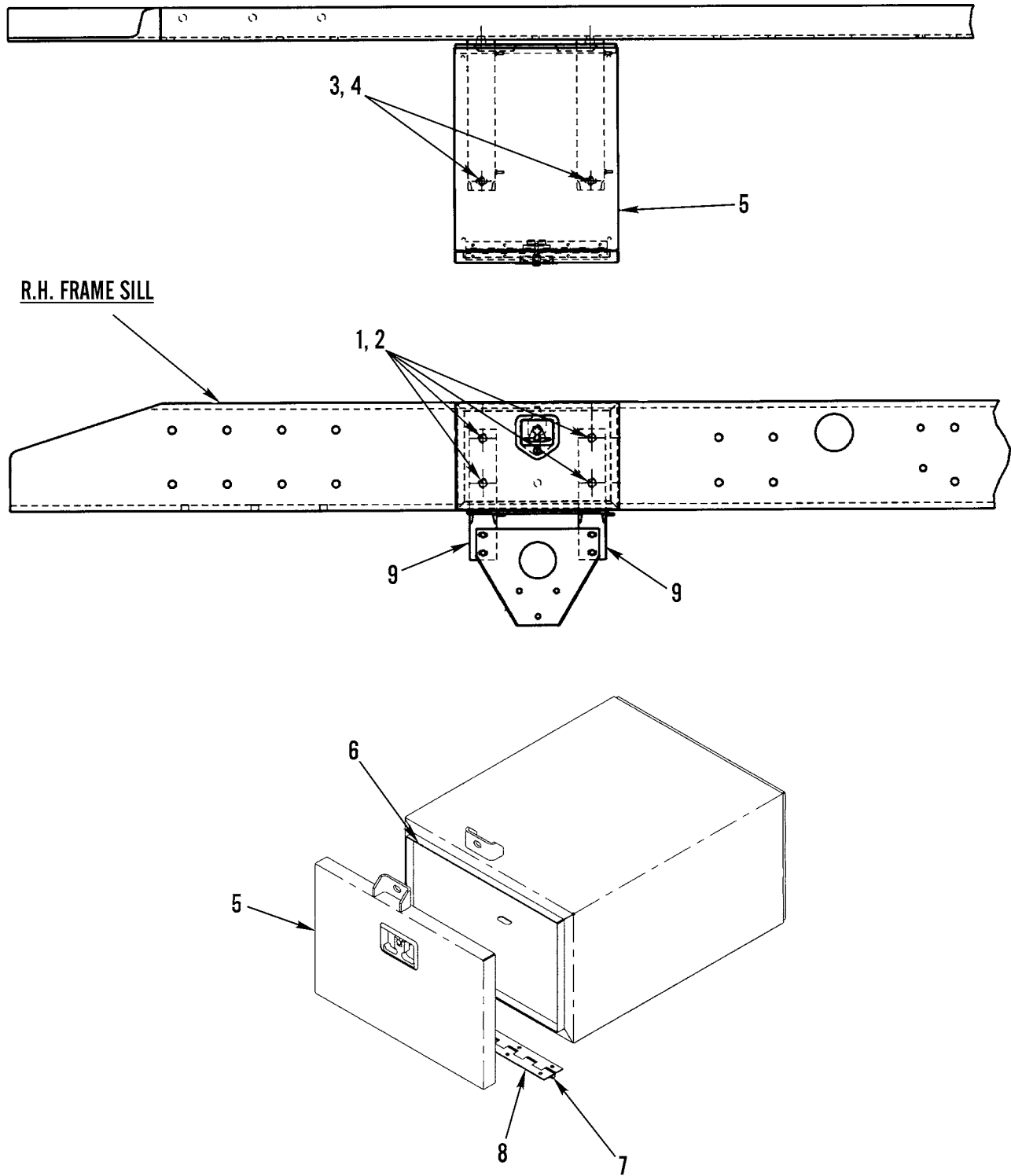
1
2 thru 14



Group 160, Figure 3. Coolant Recovery

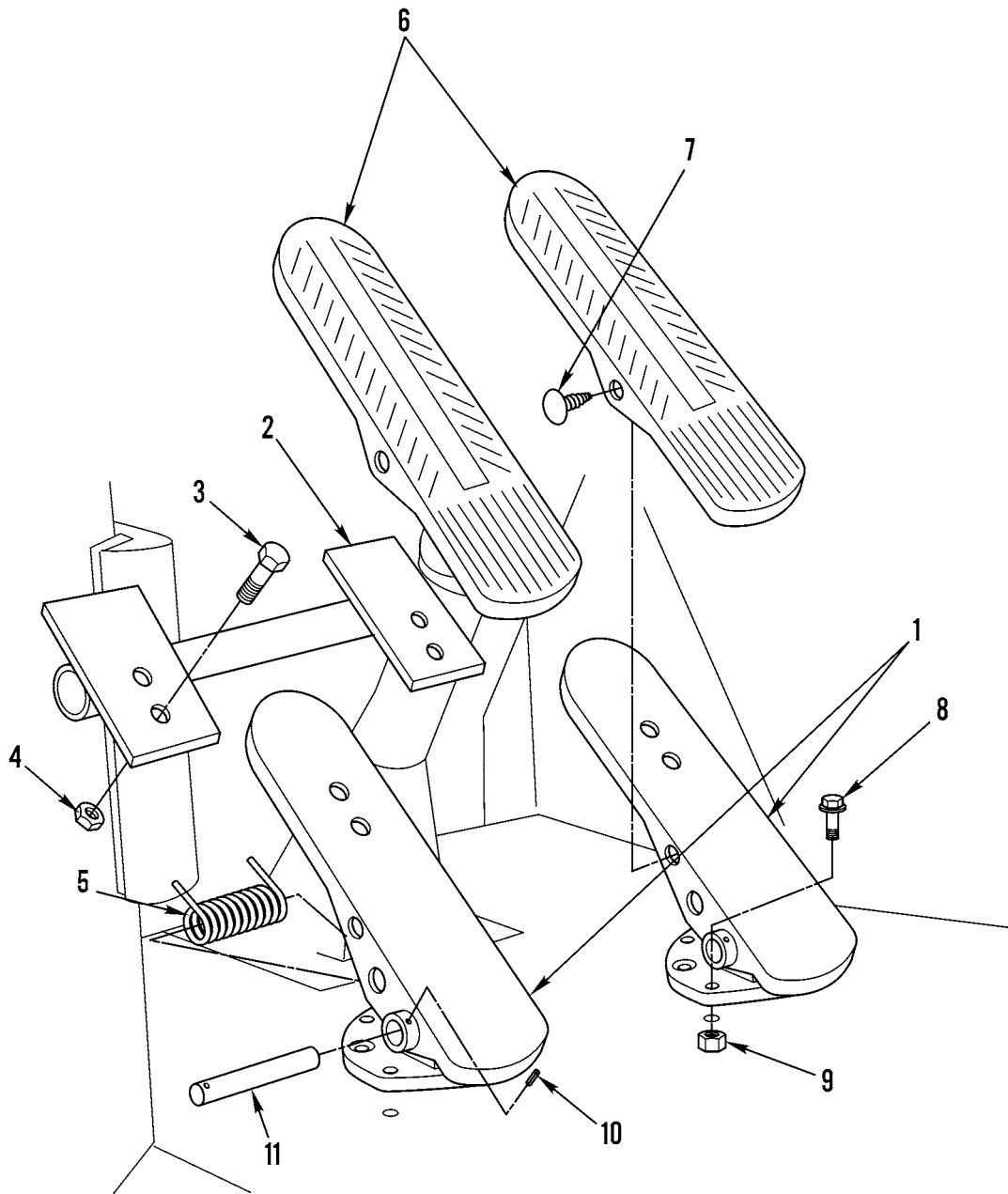
(1) ITEM NO	(2) SMR CODE	(3) NSN	(4) CAGEC	(5) PART NUMBER	(6) DESCRIPTION AND USABLE ON CODES (UOC)	(7) QTY
GROUP 160 MISCELLANEOUS						
FIG. 3 COOLANT RECOVERY						
1	PAOOO	2930-01-503-5291	03533	184F12	TANK,RADIATOR,OVERFLOW	1
2	XAOZZ		03533	1950	.RESERVOIR	1
3	PFOZZ		03533	1951	.CAP,RESERVOIR	1
4	XDOZZ		03533	2751-IS	.BRACKET,RESERVOIR	1
5	XDOZZ		03533	2952-S	.STRAP,CUSHION	1
6	PAOZZ	5305-01-529-1005	03533	310-28	.SCREW	8
7	PAOZZ	5310-01-529-3363	03533	217C-7	.NUT	8
8	XDOZZ		03533	361-5	.WASHER,LOCK	8
9	XDOZZ		03533	1750-LB	.PLATE,BACK,RESERVOIR	1
10	XDOZZ		03533	2751-IL	.BRACKET,RESERVOIR	1
11	XDOZZ		03533	2952-L	.STRAP,CUSHION	1
12	PFOZZ		03533	2953	.SIGHT TUBE	1
13	PAOZZ		03533	2954	.CLAMP,HOSE	3
14	PAOZZ		03533	1650	.HOSE,NONMETALLIC	1
15	XDOZZ		03533	32W-202	BRACKET	1
16	PAOZZ	5306-01-499-0548	03533	A310-104	BOLT,MACHINE	4
17	PAOZZ	5310-01-500-4506	03533	219-227	NUT,PLAIN,EXTENDED WASHER, HEXAGON	6
18	PAOZZ	5306-01-503-6502	03533	28-51	BOLT,MACHINE	2
19	PAOZZ	5325-01-503-4326	03533	131-9000	GROMMET,NONMETALLIC	1
END OF FIGURE						

5
6 thru 8



Group 160, Figure 4. Stowage Compartment

(1) ITEM NO	(2) SMR CODE	(3) NSN	(4) CAGEC	(5) PART NUMBER	(6) DESCRIPTION AND USABLE ON CODES (UOC)	(7) QTY
GROUP 160 MISCELLANEOUS						
FIG. 4 STOWAGE COMPARTMENT						
1	PAOZZ	5306-01-495-8676	03533	025-0533	BOLT,MACHINE	4
2	PAOZZ	5310-01-495-9469	03533	219-0232	NUT,PLAIN,EXTENDED WASHER,HEXAGON .	4
3	PAOZZ	5306-01-499-1628	03533	025-0530	BOLT,MACHINE	2
4	PAOZZ	5310-01-500-4503	03533	219-229	NUT,PLAIN,EXTENDED WASHER,HEXAGON .	2
5	PAOOO		03533	324-0065	TOOL BOX	1
6	MOOZZ		03533	184A-194-7	.SEAL,NONMETALLIC MAKE FROM P/N ... 184A-194,5 FEET	1
7	PAOZZ	2510-01-509-9236	03533	14-196	.HINGE,HOOD,VEHICULAR	1
8	PAOZZ	5320-01-509-9565	03533	273-20	.RIVET,BLIND	10
9	XDOZZ		03533	032-8694	BRACKET	2
END OF FIGURE						

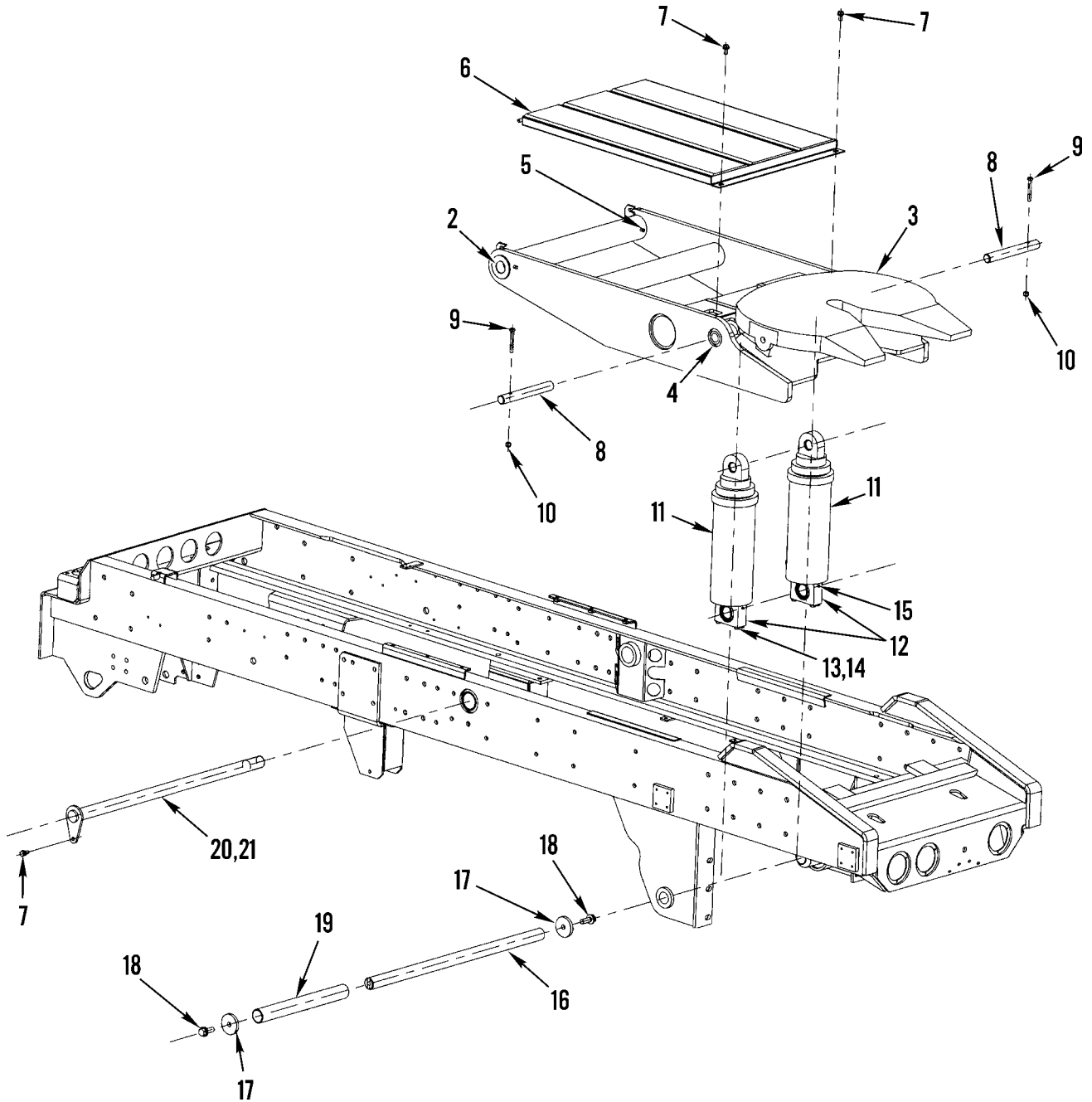


Group 160, Figure 5. Add-on Brake Pedal with Interconnecting Arm

(1) ITEM NO	(2) SMR CODE	(3) NSN	(4) CAGEC	(5) PART NUMBER	(6) DESCRIPTION AND USABLE ON CODES (UOC)	(7) QTY
GROUP 160 MISCELLANEOUS						
FIG. 5 ADD-ON BRAKE PEDAL WITH INTERCONNECTING ARM						
1	XDOZZ		03533	346A-9	BRAKE, TREADLE	2
2	PFOZZ	5340-01-504-2825	03533	32-8738	BRACKET, MOUNTING	1
3	PAOZZ	5305-01-503-9836	03533	310-52	SCREW, MACHINE	4
4	PAOZZ	5310-00-160-1606	82465	31WLF1420	NUT, PLAIN, EXTENDED	4
5	PAOZZ	5360-01-503-7805	03533	292-91	SPRING, HELICAL, TORSION	2
6	XDOZZ		03533	63-1472	COVER, BRAKE PEDAL	2
7	XDOZZ		03533	243B-21	PIN, RETAINING	4
8	PAOZZ	5306-01-499-5689	03533	A310-87	BOLT, MACHINE	6
9	PAOZZ	5310-01-500-4947	03533	219-242	NUT, PLAIN, EXTENDED	6
10	PAOZZ	5315-00-898-9823	80205	MS16562-131	PIN, SPRING	2
11	PAOZZ	5315-00-978-2019	06853	238888	PIN, STRAIGHT, HEADLESS	2
END OF FIGURE						

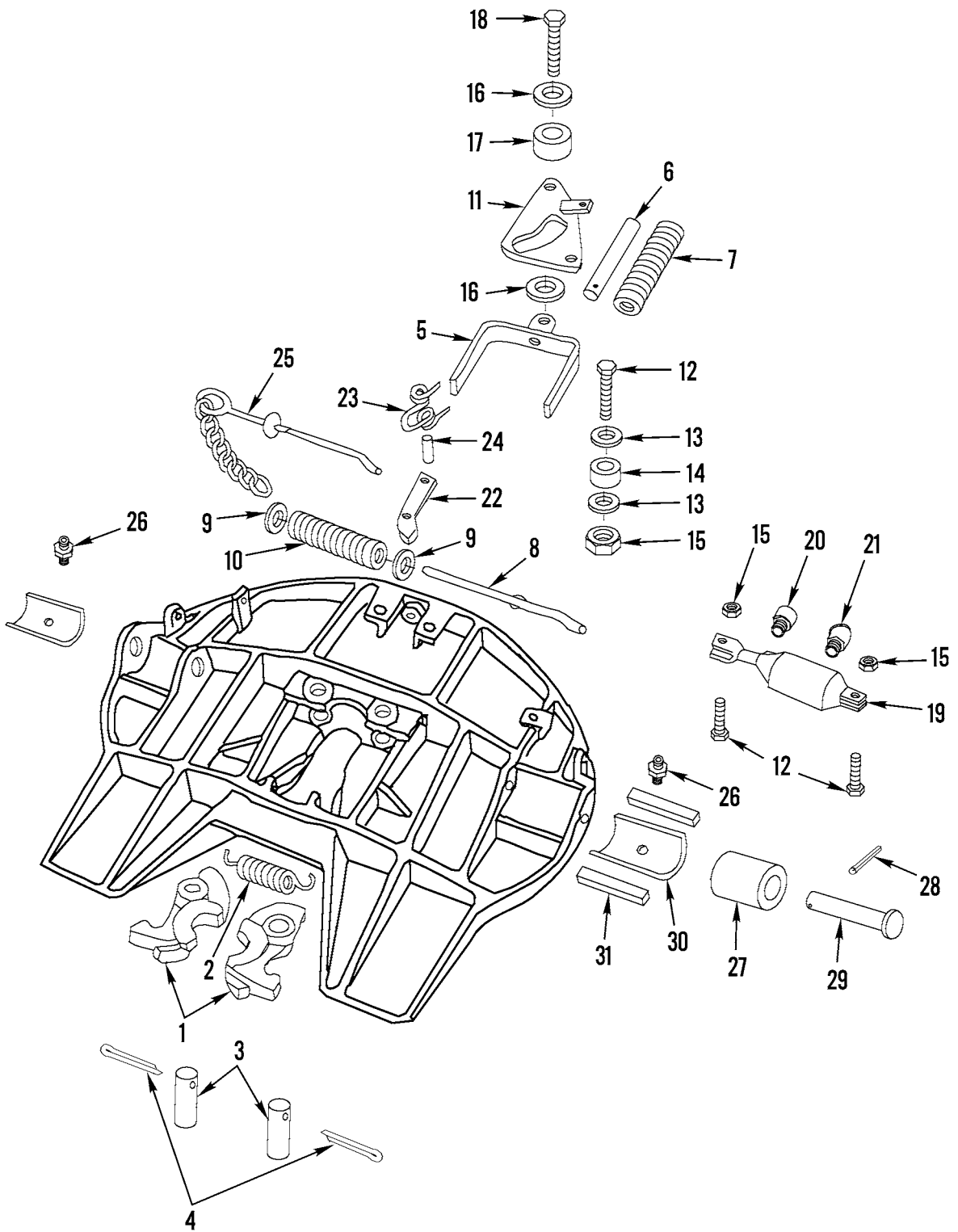
1
2 thru 4

11
12 thru 14



Group 160, Figure 6. Fifth Wheel Assembly Mounting

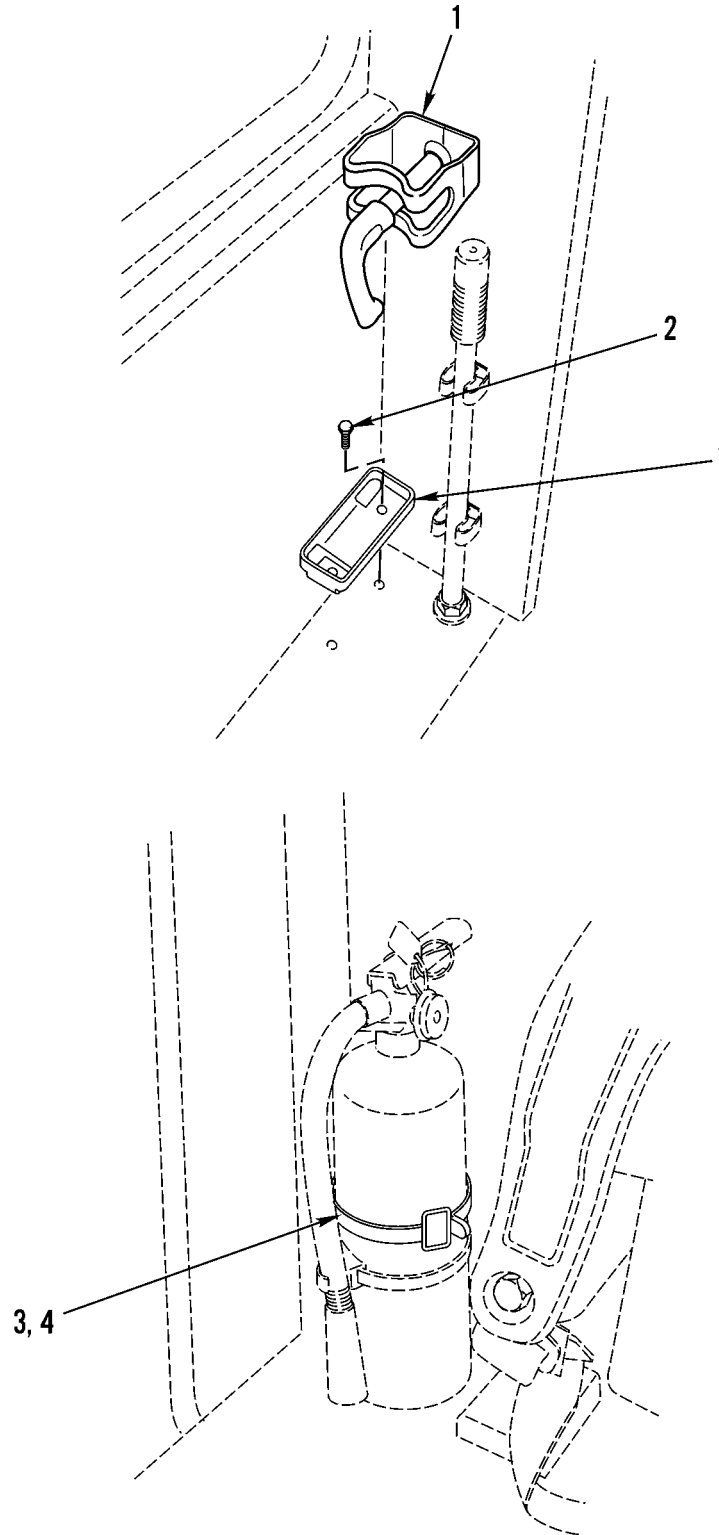
(1) ITEM NO	(2) SMR CODE	(3) NSN	(4) CAGEC	(5) PART NUMBER	(6) DESCRIPTION AND USABLE ON CODES (UOC)	(7) QTY
GROUP 160 MISCELLANEOUS						
FIG. 6 FIFTH WHEEL ASSEMBLY MOUNTING						
1	PAHZZ	2510-01-504-0783	03533	355-86	FIFTH WHEEL ASSEMBLY FRAME	1
					SUB-ASSEMBLY	
2	PAHZZ	3120-01-503-5267	03533	35-346	.BEARING,SLEEVE	2
3	PAFFF	2510-01-507-3203	03533	255-450	.FIFTH WHEEL ASSEMBLY	1
4	PAFZZ	3040-01-504-2953	03533	319F131	.SUPPORT,CYLINDER	2
5	PAOZZ		03533	114-12	FITTING,LUBRICATION	4
6	PFOZZ	2510-01-504-2960	03533	C262B-61	PLATFORM,FIFTH WHEEL	1
7	PAOZZ	5306-01-499-0988	03533	25-530	BOLT,MACHINE	3
8	PAFZZ	5340-01-503-5292	03533	B243-0698	ROD,STRAIGHT,HEADLESS	2
9	PAFZZ	5306-01-503-6515	03533	28-80	BOLT,MACHINE	2
10	PAFZZ	5310-00-020-0358	019L2	21NE083	NUT,SELF-LOCKING,HEXAGON	4
11	PAFZZ	4810-01-503-8222	0NM27	D3560E	ACTUATOR,HYDRAULIC-PNEUMATIC,LINEAR	2
12	XAFZZ		03533	032-8678	.BRACKET CYLINDER BASE	1
13	PAFZZ		0NM27	CW453560	.BOLT,MACHINE	4
14	PAFZZ		0NM27	CW423560	.WASHER,LOCK	4
15	PAOZZ	4730-00-050-4203	10988	219-8	FITTING,LUBRICATION	2
16	PAFZZ	5310-01-503-7789	03533	243-0706	ROD,STRAIGHT,HEADLESS	1
17	PAFZZ	5310-01-503-5272	03533	367-288	WASHER,FLAT	2
18	PAFZZ	5306-01-499-0510	03533	25-533	BOLT,MACHING	2
19	PAFZZ	5340-01-503-5580	03533	285-0485	ROD,STRAIGHT,HEADLESS	1
20	PAHZZ	5340-01-503-7469	03533	B243-0672	ROD,STRAIGHT	1
21	PAHZZ	5310-01-503-5344	03533	219-414	NUT,PLAIN,HEXAGON	3
END OF FIGURE						



Group 160, Figure 7. Fifth Wheel Assembly

(1) ITEM NO	(2) SMR CODE	(3) NSN	(4) CAGEC	(5) PART NUMBER	(6) DESCRIPTION AND USABLE ON CODES (UOC)	(7) QTY
GROUP 160 MISCELLANEOUS						
FIG. 7 FIFTH WHEEL ASSEMBLY						
1	XDFZZ		74410	RK63504	LOCK SET	1
2	PAFZZ	5360-00-597-7240	74410	XB-GT13-1	SPRING,HELICAL,EXTENSION	1
3	PAFZZ	5315-01-166-1565	74410	XA1313	PIN,STRAIGHT,HEADED	2
4	PAFZZ	5315-00-849-9854	80205	MS24665-498	PIN,COTTER	2
5	PAFZZ	2510-01-159-0884	74410	XA-1703	YOKE,FIFTH WHEEL	1
6	PAFZZ	5340-01-167-0275	74410	XA1706-1	ROD,STRAIGHT,HEADLE	1
7	PAFZZ	5360-01-165-2290	74410	XB1505	SPRING,HELICAL,COMP	1
8	PAFZZ		03533	142-238	HANDLE,RELEASE	1
9	PAFZZ	5310-01-495-0403	74410	XB-PW1732-1-116	WASHER,FLAT	2
10	PAFZZ	5360-01-165-2289	74410	XB1028-1	SPRING,HELICAL,COMP	1
11	PAFZZ	5340-01-504-1546	74410	XA1705-7	PLATE,MOUNTING	1
12	PAOZZ	5305-01-161-0019	74410	XB-2083	SCREW,CAP,HEXAGON H	3
13	PAFZZ	5310-01-199-9467	74410	XB-T-49	WASHER,FLAT	2
14	PAFZZ	3110-01-168-9203	74410	XA1029	ROLLER,BEARING	1
15	PAOZZ	5310-01-165-2274	74410	XB-T69A	NUT,SELF-LOCKING,HE	3
16	PAFZZ	5310-01-165-2373	74410	XB1030-1	WASHER,FLAT	2
17	PAFZZ		74410	XA1507-1	CAM ROLLER	1
18	PAFZZ	5305-01-161-0017	74410	XB-CX-58-F-134	SCREW,CAP,HEXAGON H	1
19	PAOZZ	3040-01-503-9170	74410	XA2524R13-1	CYLINDER ASSEMBLY,ACTUATING	1
20	PAFZZ	2510-01-165-4580	74410	XB1531	AIR FILTER ASSEMBLY	1
21	PAOZZ	4730-01-166-1072	74410	XB698	ELBOW,PIPE	1
22	PAFZZ	3040-01-164-9277	74410	XA3528	CONNECTING LINK,RIG	1
23	PAFZZ	5360-01-165-2301	74410	XB2149	SPRING,HELICAL,TORS	1
24	PAFZZ	5315-01-167-0207	74410	XB21S500-2750	PIN,STRAIGHT,HEADLE	1
25	PAFZZ	2510-01-163-7274	74410	XA-3542-L	HANDLE,SECONDARY LO	1
26	PAFZZ	4730-01-509-4952	74410	XB-H38	FITTING,LUBRICATION	2
27	PAFZZ	5340-01-158-5352	74410	XB-0011	BUMPER,NONMETALLIC	2
28	PAFZZ	5315-01-159-6395	74410	XB-21-S-375-1750	PIN,SPRING	2
29	PAFZZ	5315-01-509-1134	74410	XA2016	PIN,SHOULDER,HEADED	2
30	PAFZZ	3120-01-509-5808	74410	XA03423	BEARING HALF,SLEEVE	2
31	PAFZZ	5365-01-503-5583	74410	XA0268	SPACER,PLATE	4

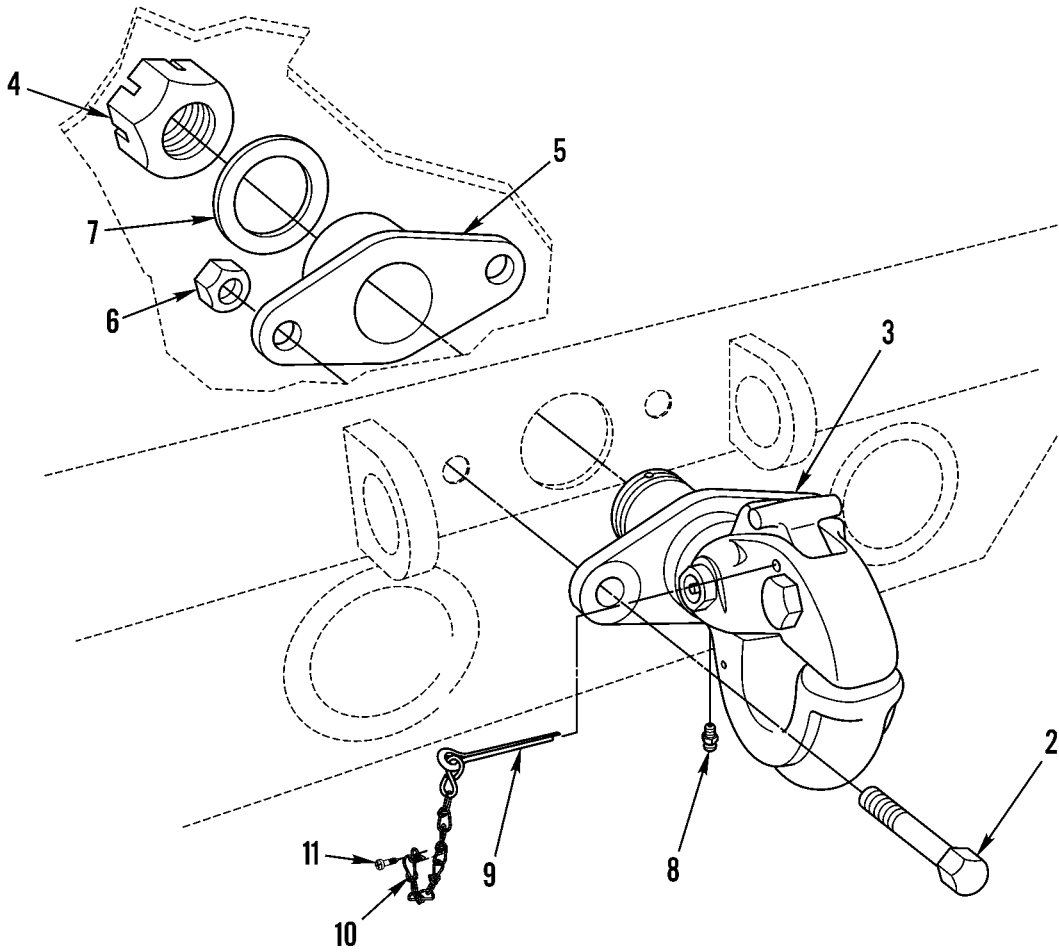
END OF FIGURE



Group 160, Figure 8. M16 and Fire Extinguisher Mounting

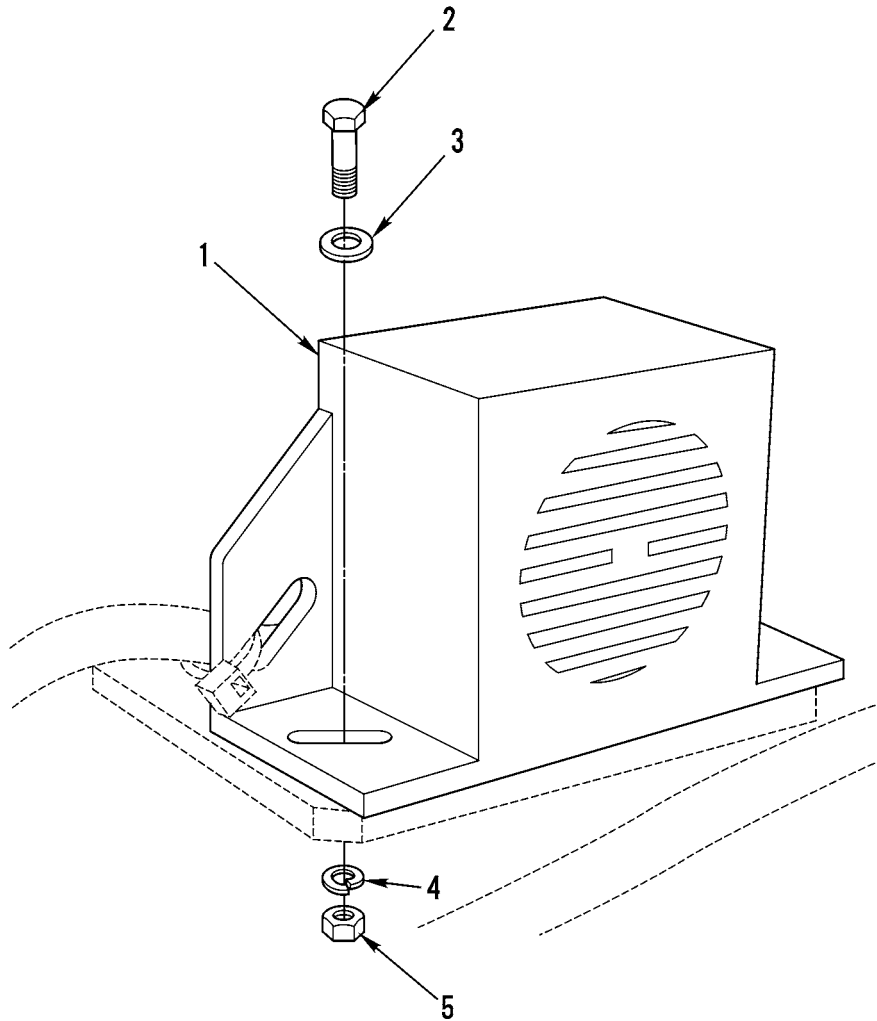
(1) ITEM NO	(2) SMR CODE	(3) NSN	(4) CAGEC	(5) PART NUMBER	(6) DESCRIPTION AND USABLE ON CODES (UOC)	(7) QTY
					GROUP 160 MISCELLANEOUS	
					FIG. 8 M16 AND FIRE EXTINGUISHER MOUNTING	
1	PAOZZ	2590-01-509-9240	03533	184-1866	BRACKET, SMALL ARMS, VEHICULAR M16 .	1
2	PAOZZ	5305-01-503-5761	03533	278-68	SCREW, TAPPING	4
3	PAOZZ	5305-01-499-5699	03533	310-90	SCREW, MACHINE EXTINGUISHER MOUNTING	4
4	PAOZZ	5310-01-198-1722	34623	5982526	NUT, PLAIN, BLIND RIVET EXTINGUISHER MOUNTING	4
					END OF FIGURE	

1
2 thru 11



Group 160, Figure 9. Pintle Assembly

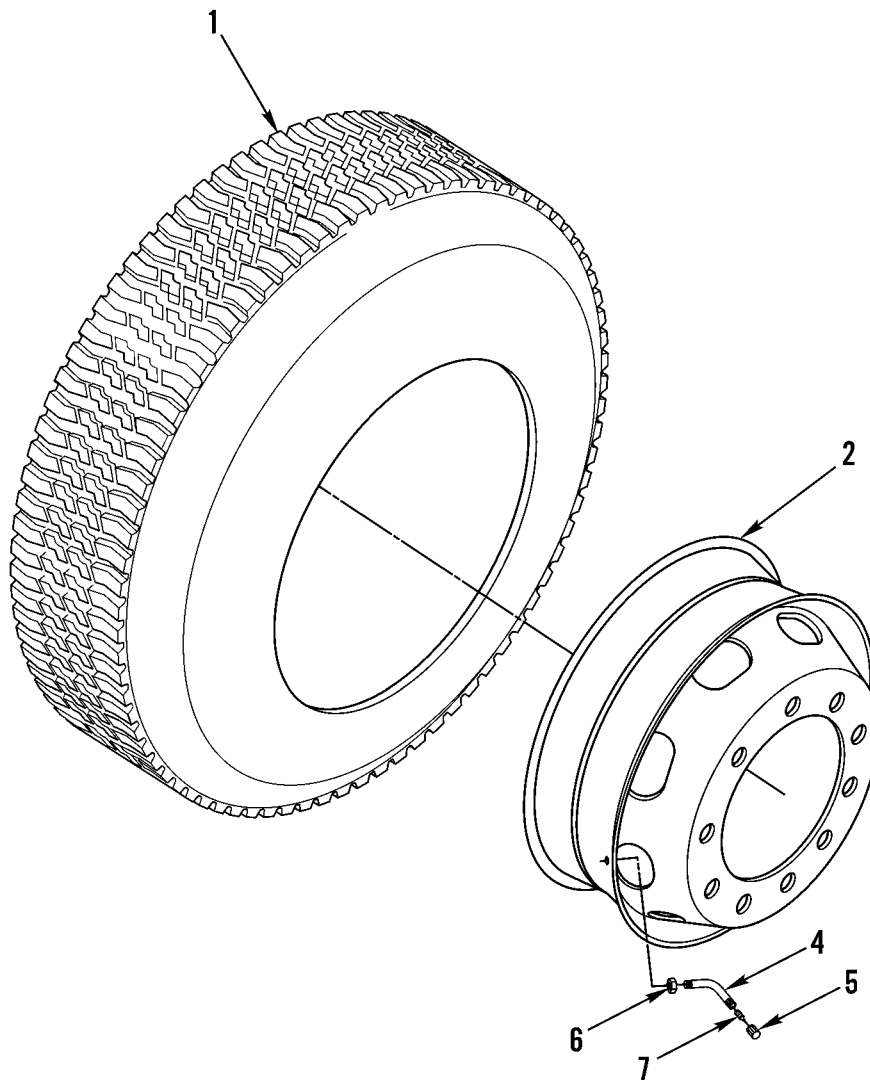
(1) ITEM NO	(2) SMR CODE	(3) NSN	(4) CAGEC	(5) PART NUMBER	(6) DESCRIPTION AND USABLE ON CODES (UOC)	(7) QTY
GROUP 160 MISCELLANEOUS						
FIG. 9 PINTLE ASSEMBLY						
1	PAOOO	2540-01-337-3725	74410	PH-760	PINTLE ASSEMBLY, TOW	1
2	PAOZZ	5305-01-337-4796	74410	XB-772	.SCREW, CAP, HEXAGON H	2
3	PAOZZ	2540-01-337-9004	74410	XA-763-A	.BRACKET, PINTLE HOOK	1
4	PAOZZ	5310-01-336-6681	74410	XB-771-1	.NUT, PLAIN, CASTELLAT	1
5	XAOZZ		74410	XA-763	.BRACKET, PINTLE HOOK	1
6	PAOZZ	5310-01-150-8599	74410	XB-769	.NUT, SELF-LOCKING, HE	2
7	PAOZZ	5310-01-336-6745	74410	XA-768	.WASHER, FLAT	1
8	PAOZZ	4730-00-050-4203	74410	XB-767	.FITTING, LUBRICATION	2
9	PAOZZ	5315-00-846-0126	80205	MS24665-628	.PIN, COTTER	1
10	PAOZZ	4010-01-224-9207	74410	XA-199-4	.CHAIN ASSEMBLY, SINGLE	1
11	PAOZZ	5305-01-277-1074	74410	XB-128-1	.SCREW, DRIVE	1
END OF FIGURE						



Group 160, Figure 10. Back-up Alarm

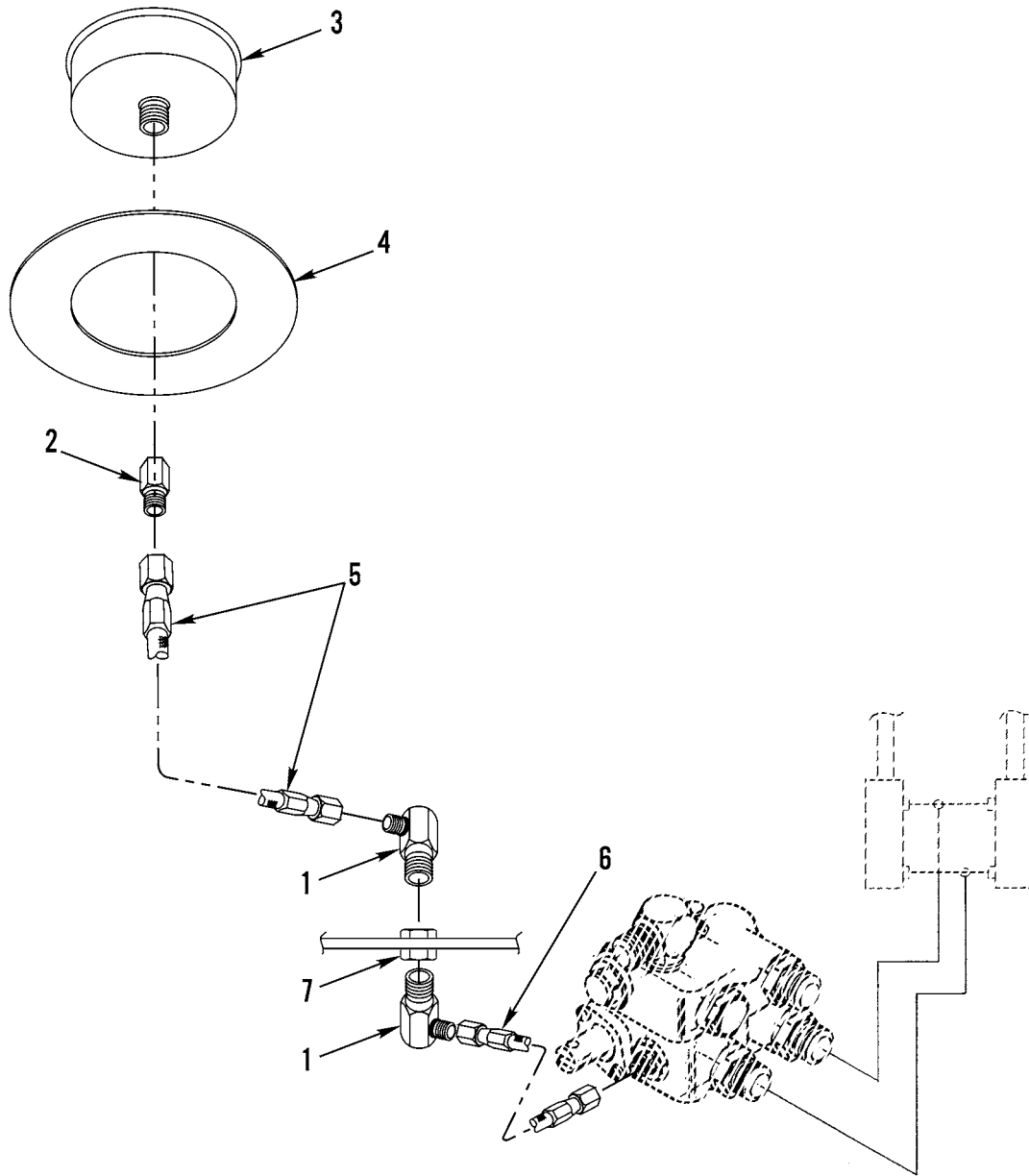
(1) ITEM NO	(2) SMR CODE	(3) NSN	(4) CAGEC	(5) PART NUMBER	(6) DESCRIPTION AND USABLE ON CODES (UOC)	(7) QTY
GROUP 160 MISCELLANEOUS						
FIG. 10 BACK-UP ALARM						
1	PAOZZ	6350-01-503-4489	03533	A153-30	HORN,SIGNAL BACK-UP	1
2	PAOZZ	5305-01-503-6313	03533	310-135	SCREW,MACHINE	2
3	PAOZZ	5310-01-503-4939	03533	362-9	WASHER,FLAT	2
4	PAOZZ	5310-01-503-5248	03533	361-6	WASHER,LOCK	2
5	PAOZZ	5310-01-503-5352	03533	217C-8	NUT,PLAIN,HEXAGON H	2
END OF FIGURE						

3
4 thru 6



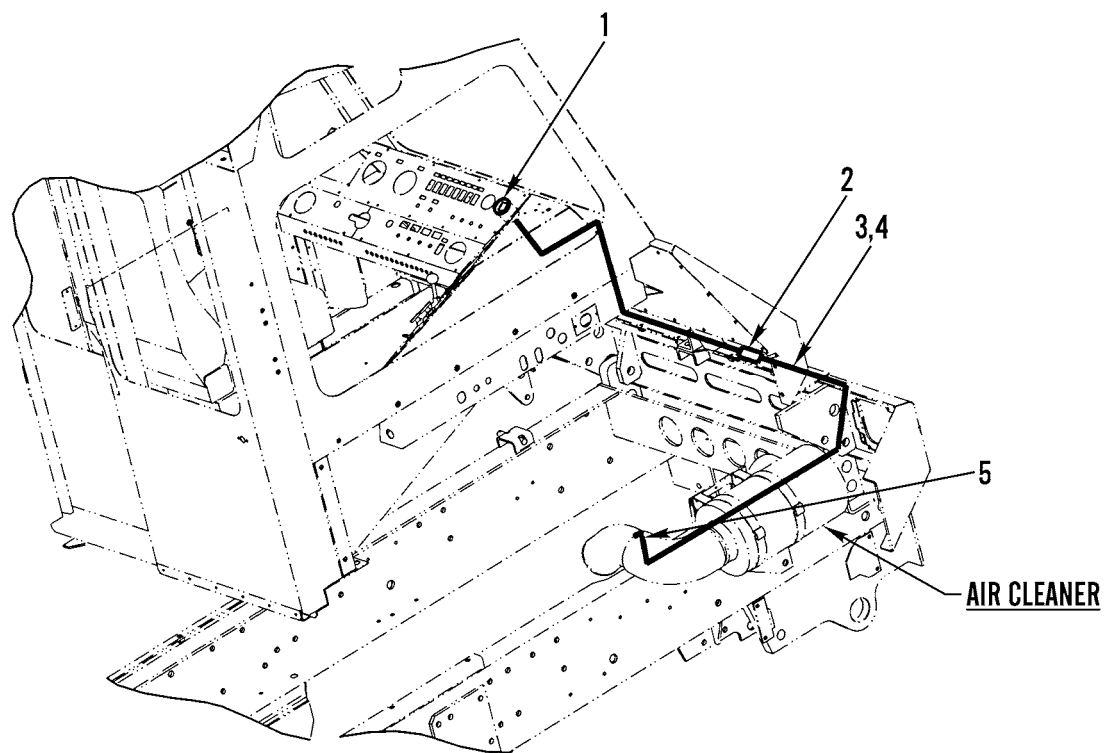
Group 160, Figure 11. Wheel and Tire

(1) ITEM NO	(2) SMR CODE	(3) NSN	(4) CAGEC	(5) PART NUMBER	(6) DESCRIPTION AND USABLE ON CODES (UOC)	(7) QTY
					GROUP 160 MISCELLANEOUS	
					FIG. 11 WHEEL AND TIRE	
1	PAOZZ	2610-01-507-3633	04NP3	138-803-230	TIRE,PNEUMATIC,VEHICULAR	6
2	PAOZZ	2530-01-496-4034	4Y282	2212-B69-10	WHEEL SEGMENT,PNEUMATIC	6
3	XDOZZ		03533	A346-38	VALVE,TUBELESS TIRE	6
4	PAOZZ	2640-00-004-8297	27783	8500V	.VALVE CORE	1
5	PAOZZ	2640-00-060-3550	53705	2316	.CAP,PNEUMATIC VALVE	1
6	PAOZZ	5310-01-445-6872	34623	57 43563	.NUT,PLAIN,HEXAGON	1
7	XDOZZ		03533	A353-16	EXTENSION,VALVE STEM REAR WHEELS .. ONLY	2
					END OF FIGURE	



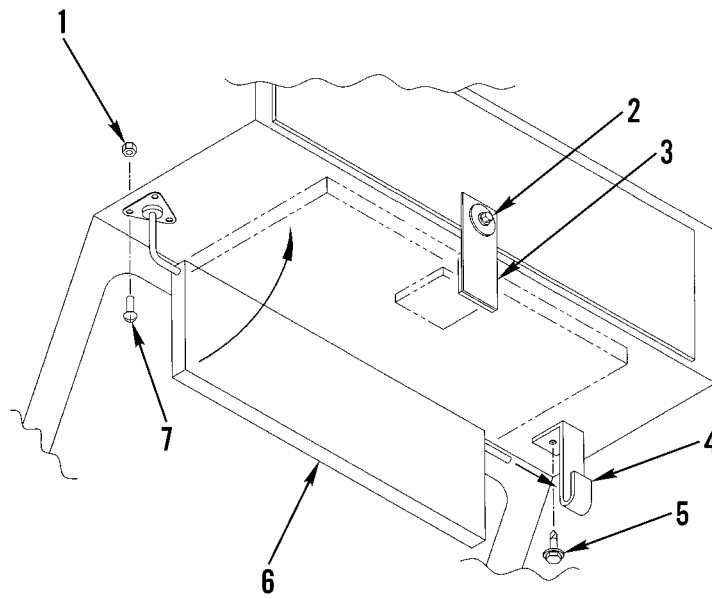
Group 160, Figure 12. Load Sensing Gauge, Lines and Fittings

(1) ITEM NO	(2) SMR CODE	(3) NSN	(4) CAGEC	(5) PART NUMBER	(6) DESCRIPTION AND USABLE ON CODES (UOC)	(7) QTY
GROUP 160 MISCELLANEOUS						
FIG. 12 LOAD SENSING GAUGE, LINES AND FITTINGS						
1	PAOZZ	4730-01-051-9840	56642	10714	ELBOW,PIPE TO TUBE	2
2	PAOZZ	4730-01-503-7434	03533	124-12	COUPLING,PIPE	1
3	PAOZZ	6685-01-503-6417	1S3G7	139-119	GAGE,PRESSURE,DIAL INDICATING	1
4	XDOZZ		03533	A245-707	PLATE,DECAL	1
5	PAOZZ	4720-01-503-7857	03533	145-845	HOSE ASSEMBLY,NONMETALLIC	1
6	PAOZZ	4720-01-503-7856	03533	145-875	HOSE ASSEMBLY,NONMETALLIC	1
7	PAOZZ	4730-01-504-1527	06853	221204	COUPLING,PIPE	1
END OF FIGURE						



Group 160, Figure 13. Air Cleaner Restriction Indicator and Related Parts

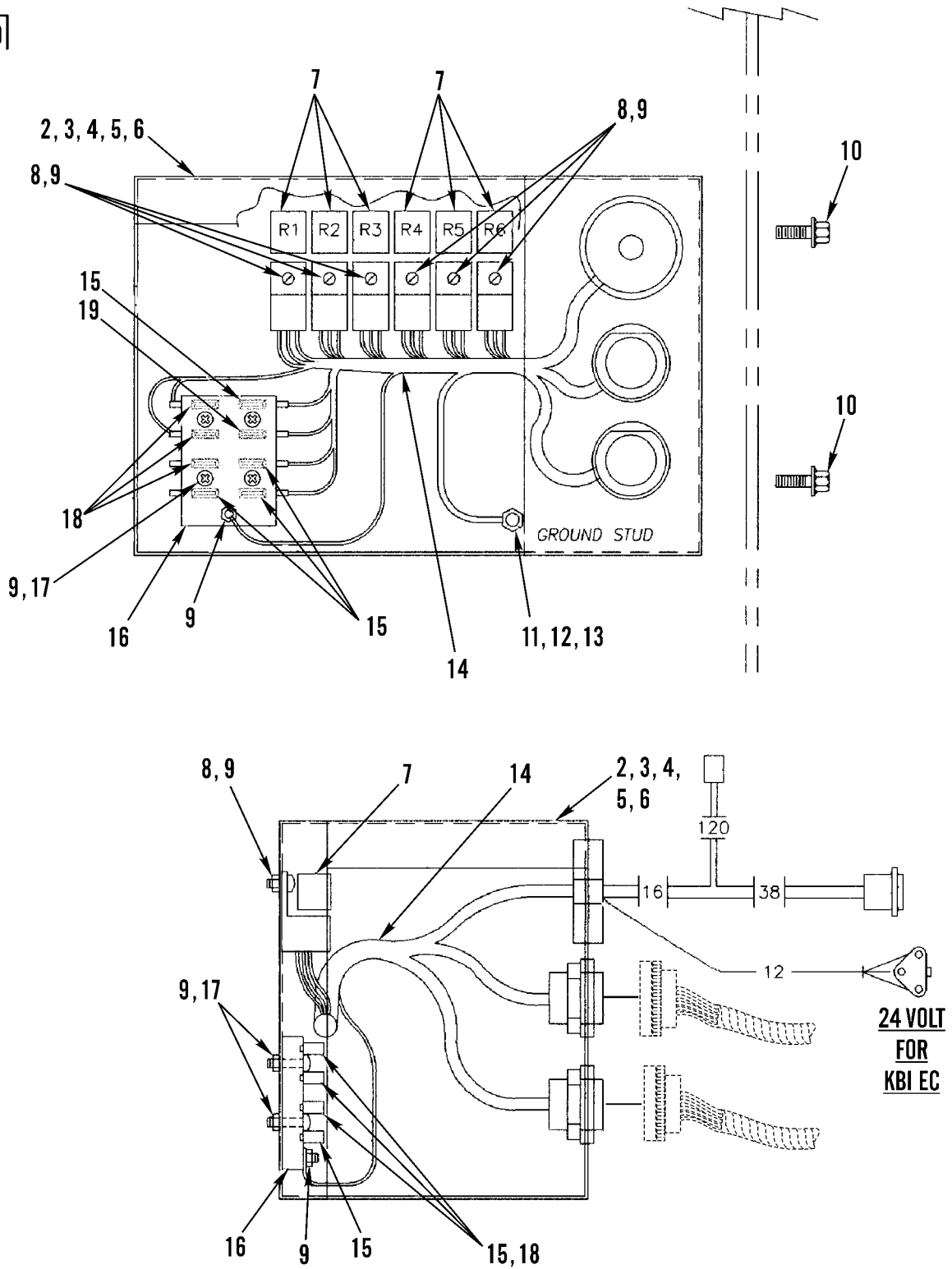
(1) ITEM NO	(2) SMR CODE	(3) NSN	(4) CAGEC	(5) PART NUMBER	(6) DESCRIPTION AND USABLE ON CODES (UOC)	(7) QTY
GROUP 160 MISCELLANEOUS						
FIG. 13 AIR CLEANER RESTRICTION INDICATOR AND RELATED PARTS						
1	PAOZZ	4330-01-503-6615	03533	139P4	INDICATOR, FILTER WARNING	1
2	PAOZZ	4730-01-509-4742	03533	104-100	ADAPTER, STRAIGHT, PIPE	1
3	MOOZZ		03533	357-11-15	TUBING, PLASTIC MAKE FROM P/N 357-11, 15 FEET	1
4	MOOZZ		03533	366A-12-15	LOOM, WIRE MAKE FROM P/N R-64498, 15 FEET	1
5	PAOZZ	4730-01-503-6523	03533	113-127	ELBOW, PIPE TO TUBE	1
END OF FIGURE						



Group 160, Figure 14. Sun Visor Assembly

(1) ITEM NO	(2) SMR CODE	(3) NSN	(4) CAGEC	(5) PART NUMBER	(6) DESCRIPTION AND USABLE ON CODES (UOC)	(7) QTY
					GROUP 160 MISCELLANEOUS	
					FIG. 14 SUN VISOR ASSEMBLY	
1	PAOZZ	5310-01-504-4228	03533	219-411	NUT,PLAIN,ASSEMBLED WASHER	3
2	PAOZZ	5310-01-500-5596	03533	367-58	WASHER,FLAT	1
3	PAOZZ	5340-01-504-1553	03533	268-371	CLAMP,LOOP	1
4	XDOZZ		03533	32-8706	BRACKET SUN VISOR	1
5	PAOZZ	5305-01-499-1709	03533	278-56	SCREW,TAPPING	4
6	PAOZZ	2540-01-504-3164	03533	207-2374	VISOR,SUN,VEHICLE	1
7	PAOZZ	5305-01-503-6315	03533	209F-18	SCREW,MACHINE	3
					END OF FIGURE	

1
2 thru 19

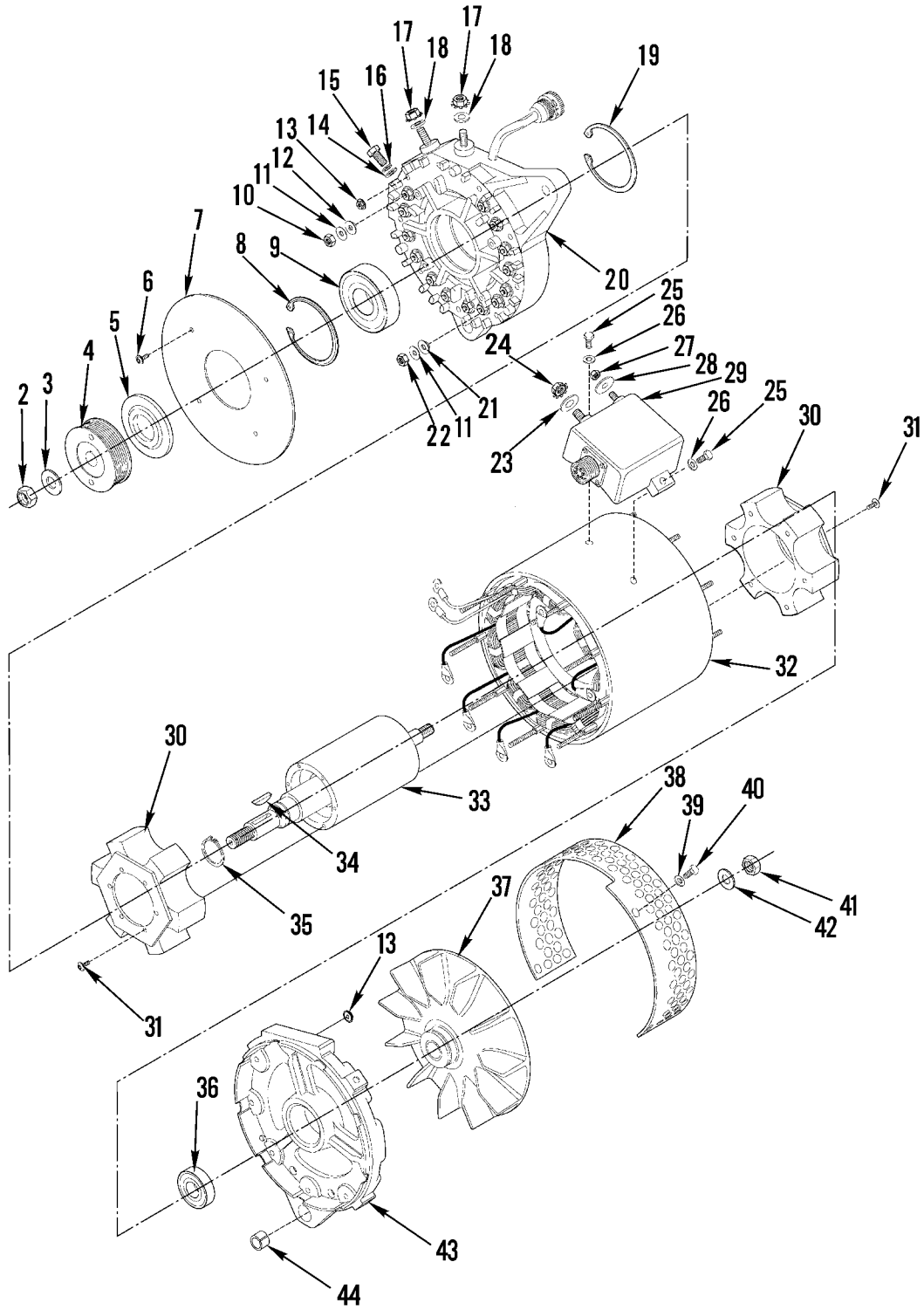


Group 170, Figure 1. Converter Module

(1) ITEM NO	(2) SMR CODE	(3) NSN	(4) CAGEC	(5) PART NUMBER	(6) DESCRIPTION AND USABLE ON CODES (UOC)	(7) QTY
GROUP 170 ELECTRICAL						
FIG. 1 CONVERTER MODULE						
1	XDOZZ		03533	48B247	CONTROL, CONVERTER	1
2	XDOZZ		03533	32-8745	.BOX, ELECTRICAL CONT	1
3	XDOZZ		03533	63B13	.COVER, ELECTRICAL	1
4	MOOZZ		03533	284A59-4	.SEAL MAKE FROM P/N	1
						284A59, 4 FEET
5	PAOZZ	5310-01-157-6858	46717	LT306-1	.NUT, CLIP-ON	6
6	PAOZZ	5305-01-503-9843	03533	310-150	.SCREW, CAP, HEXAGON	6
7	PAOZZ	5945-01-503-5985	03533	275-60	.RELAY, ELECTORMAGNETIC	6
8	PAOZZ	5305-01-504-0012	03533	310-41	.SCREW, MACHINE	6
9	PAOZZ	5310-01-504-4228	03533	219-411	.NUT, PLAIN, ASSEMBLED WASHER	11
10	PAOZZ	5306-01-504-3173	03533	25M16	.BOLT, MACHINE	4
11	PAOZZ	5310-01-503-5282	03533	361-56	.WASHER, LOCK	1
12	PAOZZ	5305-01-503-9836	03533	310-52	.SCREW, MACHINE	1
13	PAOZZ	5310-00-160-1606	82465	31WLF1420	.NUT, PLAIN, EXTENDED WASHER	1
14	PAOZZ	6150-01-503-6401	03533	365-1448	.WIRING HARNESS, BRANCHED	1
15	PAOZZ	5920-01-503-4324	03533	68F10	.FUSE, INCLOSED LINK 15A	5
16	PAOZZ	5998-01-503-7509	03533	68E-7	.ELECTRONIC COMPONENTS ASSEMBLY ...	1
17	PAOZZ	5305-01-503-9845	03533	310-129	.SCREW, MACHINE	4
18	PAOZZ	5920-01-503-4322	03533	68F11	.FUSE, INCLOSED LINK 20A	3
19	PAOZZ	5920-01-123-5211	58536	AA55569/01-007	.FUSE, INCLOSED LINK 10A	2

END OF FIGURE

1
2 thru 44

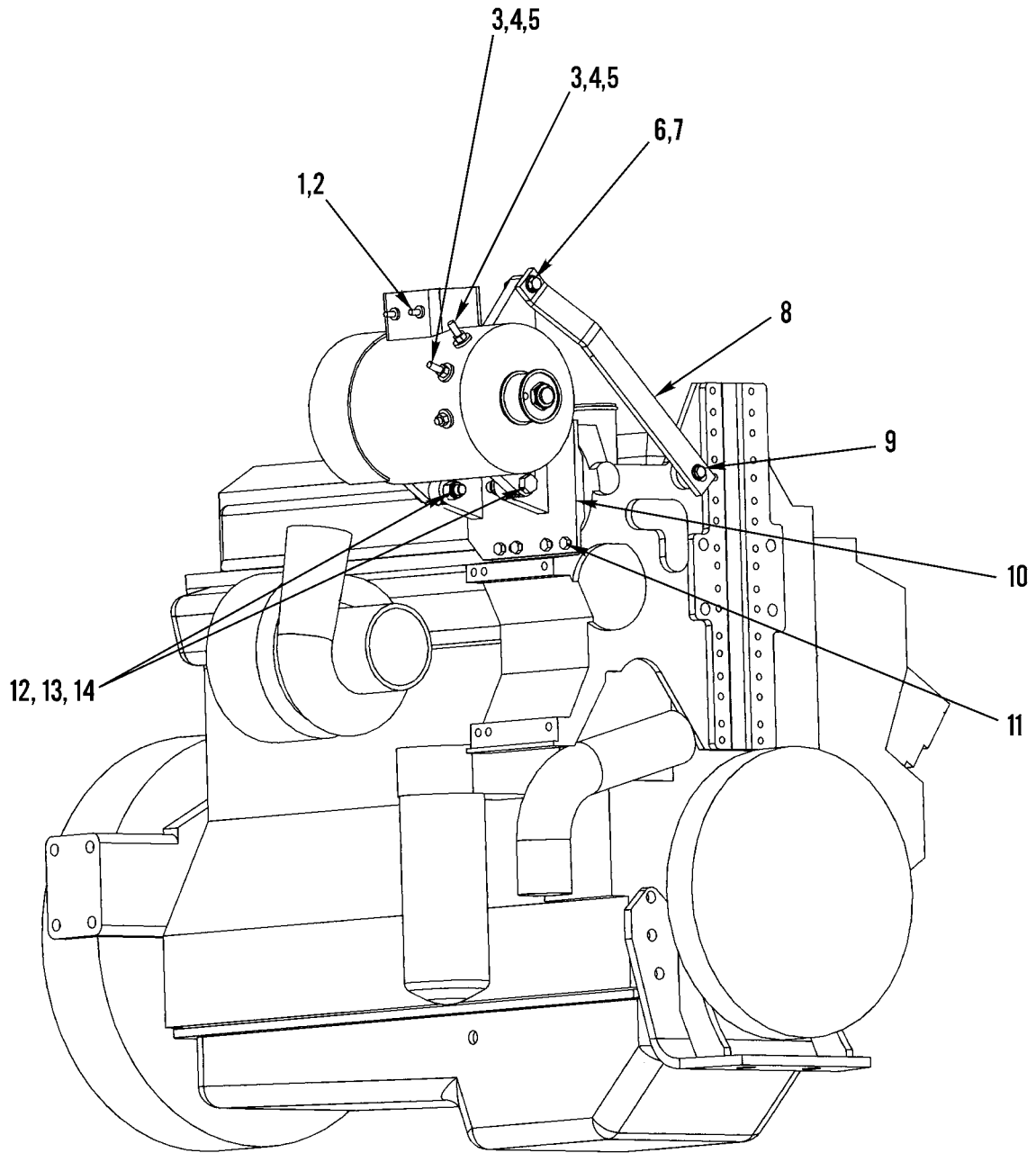


Group 170, Figure 2. Alternator Assembly

(1) ITEM NO	(2) SMR CODE	(3) NSN	(4) CAGEC	(5) PART NUMBER	(6) DESCRIPTION AND USABLE ON CODES (UOC)	(7) QTY
GROUP 170 ELECTRICAL						
FIG. 2 ALTERNATOR ASSEMBLY						
1	PAOFF	6115-01-504-0680	76761	N1509-3	GENERATOR, ALTERNATOR	1
2	PAOZZ	5310-01-348-8360	76761	N9416	.NUT, SELF-LOCKING, HE	1
3	PAOZZ	5310-00-167-0826	21439	13393-011	.WASHER, FLAT	1
4	PAOZZ	3020-01-503-8330	03533	304-256	.PULLEY, GROOVE	1
5	PAFZZ	3120-01-424-1525	76761	N9492	.BEARING, SLEEVE	1
6	PAFZZ	5305-01-480-0368	45152	8HB307	.SCREW, MACHINE	4
7	PAFZZ	5340-01-396-3950	76761	N9493	.COVER, ACCESS	1
8	PAFZZ	5325-01-396-4320	76761	N9494	.RING, RETAINING	1
9	PAFZZ	3130-01-396-8388	76761	N9486	.BEARING UNIT, BALL	1
10	PAFZZ		76761	N9378	.NUT, PLAIN, HEXAGON	2
11	PAFZZ	5310-01-232-1363	76761	N9062	.WASHER, FLAT	14
12	PAFZZ	5970-01-524-8687	76761	N9619	.INSULATOR, BUSHING	2
13	PAFZZ	5310-01-165-1312	76761	N9099	.NUT, SELF-LOCKING, EX	18
14	PAOZZ	5310-01-423-0781	76761	N9544	.WASHER, FLAT	1
15	PAOZZ	5306-01-179-3346	76761	N9014	.BOLT, MACHINE	1
16	PAOZZ	5310-01-046-0186	76761	N9015	.WASHER, LOCK	1
17	PAOZZ	5310-01-423-0880	76761	N9556	.NUT, PLAIN, HEXAGON	2
18	PAOZZ	5310-01-348-8385	76761	N9455	.WASHER, FLAT	2
19	PAFZZ	5325-01-136-4880	76761	N9256	.RING, RETAINING	1
20	XAFZZ		76761	N7454	.HOUSING ASSEMBLY, FRONT	1
21	PAFZZ	5970-01-231-1622	76761	N9334	.INSULATOR, BUSHING	12
22	PAFZZ	5310-01-232-6617	76761	N9343	.NUT, PLAIN, HEXAGON	12
23	PAOZZ	5310-01-042-8391	13499	500-1114-003	.WASHER, FLAT	1
24	PAOZZ	5310-01-348-8398	76761	N9410	.NUT, PLAIN, OCTAGON	1
25	PAOZZ	5306-01-348-8310	76761	N9457	.BOLT, MACHINE	2
26	PAOZZ	5310-01-348-8393	76761	N9459	.WASHER, LOCK	1
27	PAOZZ	5310-01-350-4257	76761	N9467	.NUT, PLAIN, CAP	1
28	PAOZZ	5310-01-350-8549	76761	N9465	.WASHER, FLAT	1
29	PAOZZ	6110-01-506-8086	76761	N3217	.REGULATOR, VOLTAGE	1
30	PAFZZ	6115-01-423-0138	76761	N7431	.ROTOR ASSEMBLY	2
31	PAFZZ	5305-01-480-0359	45152	8HB299	.SCREW, MACHINE	12
32	XAFZZ		76761	N7455	.COIL, ELECTRICAL	1

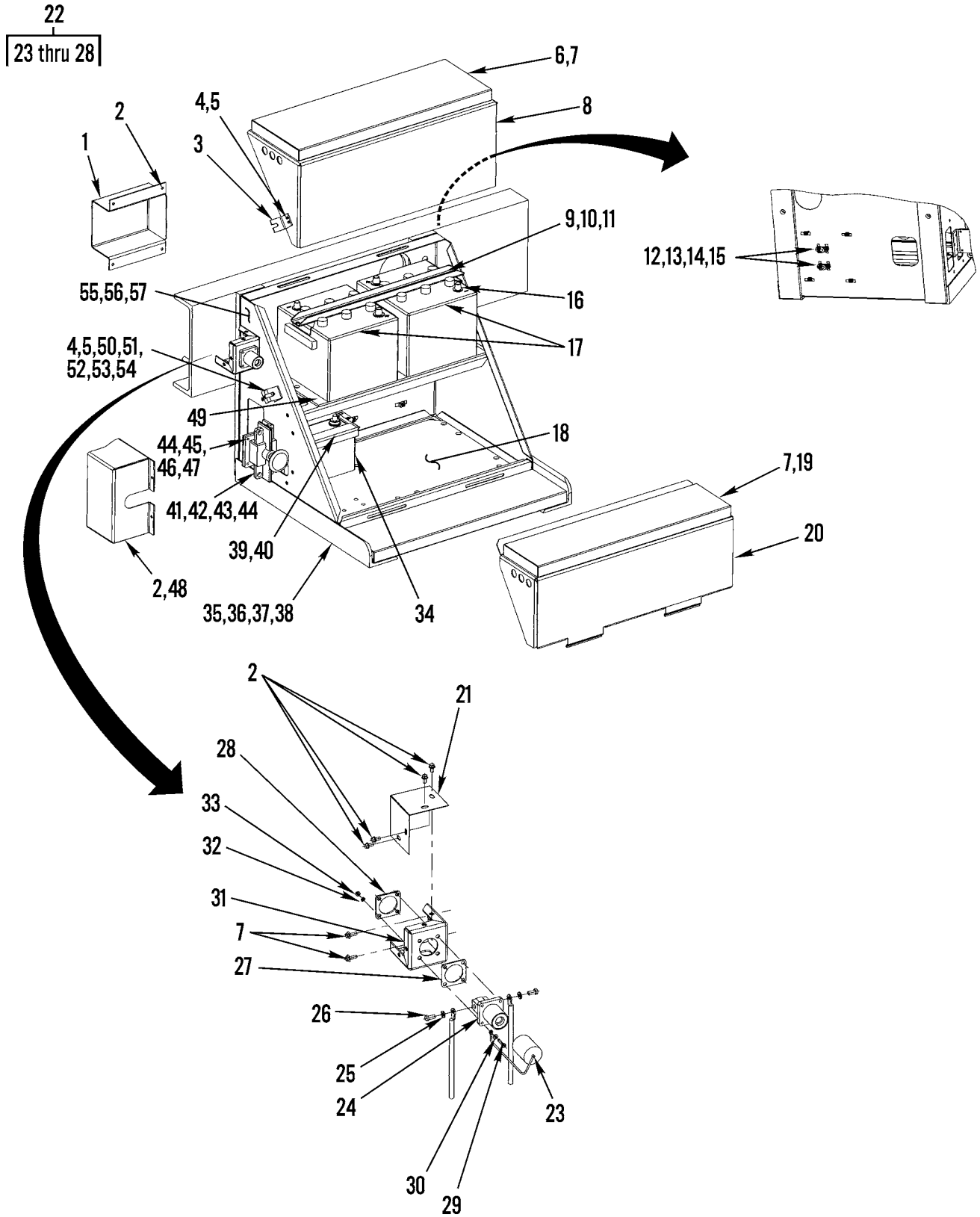
(1) ITEM NO	(2) SMR CODE	(3) NSN	(4) CAGEC	(5) PART NUMBER	(6) DESCRIPTION AND USABLE ON CODES (UOC)	(7) QTY
33	PAFZZ	6105-01-423-0136	76761	N7429	.ROTOR ASSEMBLY	1
34	PAFZZ	5315-01-348-6880	76761	N9451	.KEY, WOODRUFF	1
35	PAFZZ	5325-01-136-7662	76761	N9260	.RING, RETAINING	1
36	PAFZZ	3110-01-348-4867	76761	N9385	.BEARING, BALL, ANNULA	1
37	PAFZZ	4140-01-397-2228	76761	N9491	.IMPELLER, FAN, CENTRI	1
38	XDFZZ		76761	N9490	.GUARD, FAN IMPELLER	1
39	PAFZZ	5310-01-232-1362	76761	N9338	.WASHER, FLAT	4
40	PAFZZ	5306-01-430-8802	76761	N9495	.BOLT, MACHINE	4
41	PAFZZ	5310-01-390-5105	76761	N9092	.NUT, SELF-LOCKING, HE	1
42	PAFZZ	5310-01-050-6565	76761	N9063	.WASHER, FLAT	1
43	PAFZZ	2920-01-399-0794	76761	N7401	.END BELL, ELECTRICAL	1
44	PAFZZ	3120-01-438-7672	76761	N9571	.BUSHING, SLEEVE	1

END OF FIGURE



Group 170, Figure 3. Alternator Mounting Hardware

(1) ITEM NO	(2) SMR CODE	(3) NSN	(4) CAGEC	(5) PART NUMBER	(6) DESCRIPTION AND USABLE ON CODES (UOC)	(7) QTY
GROUP 170 ELECTRICAL						
FIG. 3 ALTERNATOR MOUNTING HARDWARE						
1	PAOZZ	5310-01-066-6759	72962	21NE-040	NUT, SELF-LOCKING	1
2	PAOZZ		03533	361-9	WASHER, LOCK	1
3	PAOZZ	5310-01-509-3802	03533	217C-12	NUT, PLAIN, HEXAGON	2
4	PAOZZ	5310-01-500-5805	03533	361-10	WASHER, LOCK	2
5	PAOZZ	5310-01-509-3590	03533	362-19	WASHER, FLAT	4
6	PAOZZ	5306-01-234-3776	2Y614	1X6796	BOLT, MACHINE	1
7	PAOZZ	5310-01-500-4506	03533	219-227	NUT, PLAIN, EXTENDED	1
8	XDOZZ		03533	32C-0026	BRACKET	1
9	PAOZZ		03533	25-645	BOLT, MACHINE	1
10	XDOZZ		03533	32C-0025	BRACKET, MOUNTING	1
11	PAOZZ	5305-01-159-0065	56161	10501759	SCREW, CAP, HEXAGON	8
12	PAOZZ	5306-01-504-0443	03533	25-457	BOLT, MACHINE	2
13	PAOZZ	5310-01-500-5598	03533	362-24	WASHER, FLAT	2
14	PAOZZ	5310-00-020-0358	019L2	21NE083	NUT, SELF-LOCKING	2
END OF FIGURE						

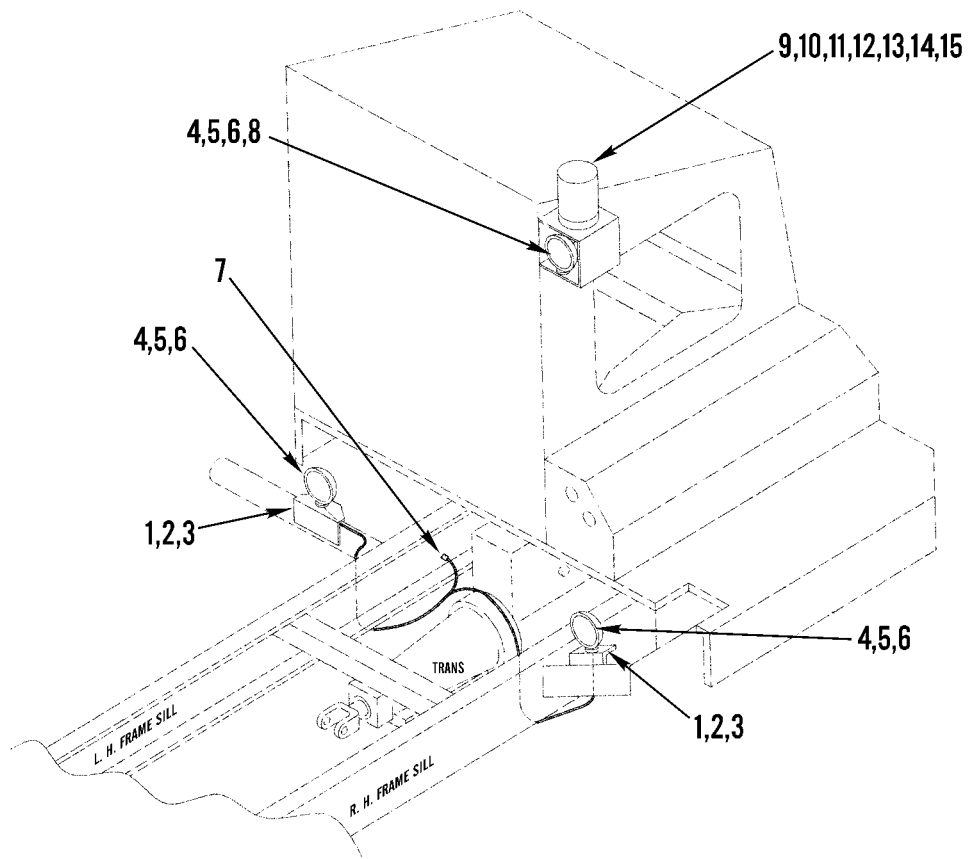


Group 170, Figure 4. Battery Box Assembly

(1) ITEM NO	(2) SMR CODE	(3) NSN	(4) CAGEC	(5) PART NUMBER	(6) DESCRIPTION AND USABLE ON CODES (UOC)	(7) QTY
GROUP 170 ELECTRICAL						
FIG. 4 BATTERY BOX ASSEMBLY						
1	XDOZZ		03533	63-1867	COVER, JUNCTION BLOC	1
2	PAOZZ	5306-01-504-1678	03533	310-122	BOLT, MACHINE	12
3	XDOZZ		03533	32-8602	BRACKET	2
4	PAOZZ	5305-01-504-0737	03533	209F15	SCREW, MACHINE	8
5	PAOZZ	5310-01-499-1869	03533	219-74	NUT, SELF-LOCKING	8
6	XDOZZ		03533	262B-0063	STEP, GRIP STRUT	1
7	PAOZZ	5305-01-500-4617	03533	310-86	SCREW, MACHINE	16
8	XDOZZ		03533	63A-0062	COVER, BATTERY BOX	1
9	PFOZZ	6160-01-504-3426	03533	C32E-184	RETAINER, BATTERY	2
10	PAOZZ	5306-01-503-7862	03533	25S8	BOLT, HOOK	4
11	PAOZZ	5310-01-503-5329	03533	219-243	NUT, PLAIN, EXTENDED	8
12	PAOZZ	5940-01-503-7888	03533	322-188	TERMINAL, STUD	2
13	PAOZZ	5305-01-503-9845	03533	310-129	SCREW, MACHINE	4
14	PAOZZ	5310-01-508-7908	03533	361M-0011	WASHER, LOCK	2
15	PAOZZ	5310-00-014-5855	019L2	21NE066	NUT, SELF-LOCKING	2
16	PAOZZ	5310-01-503-6352	03533	207-835	WASHER, FLAT	8
17	PAOZA	6140-01-446-9498	19207	6TMF/TYPEI	BATTERY, STORAGE	2
18	XDOZZ		03533	254-0568	PAD, BATTERY	1
19	XDOZZ		03533	262B-0062	STEP, GRIP STRUT	2
20	XDOZZ		03533	63A-0061	COVER, BATTERY BOX	1
21	XDOZZ		03533	63-1853	COVER, BOX	1
22	PAOOO	5935-01-504-0711	03533	68-298	CONNECTOR, RECEPTACLE, ELECTRICAL ...	1
23	PAOZZ	5340-01-059-0114	19207	11675004	.CAP, PROTECTIVE, DUST	1
24	PAOZZ	5935-01-044-8382	19207	11682345	.CONNECTOR, RECEPTACLE, ELECTRICAL ..	1
25	PAOZZ	5310-00-637-9541	81718	H2525M	.WASHER, LOCK	2
26	PAOZZ	5305-00-269-2800	80205	MS90726-57	.SCREW, CAP, HEXAGON	2
27	PAOZZ	5970-01-044-8391	34623	11674730	.INSULATOR, PLATE	1
28	PAOZZ	5330-01-059-4286	19207	11674729	.GASKET	1
29	PAOZZ	5305-01-503-9845	03533	310-129	SCREW, MACHINE	4
30	PAOZZ	5310-01-503-4939	03533	362-9	WASHER, FLAT	4
31	XDOZZ		03533	32-8721	BRACKET	1
32	PAOZZ	5310-01-522-3504	03533	361-7	WASHER, LOCK	4
33	PAOZZ	5310-01-503-5356	03533	217F-9	NUT, PLAIN, HEXAGON	4

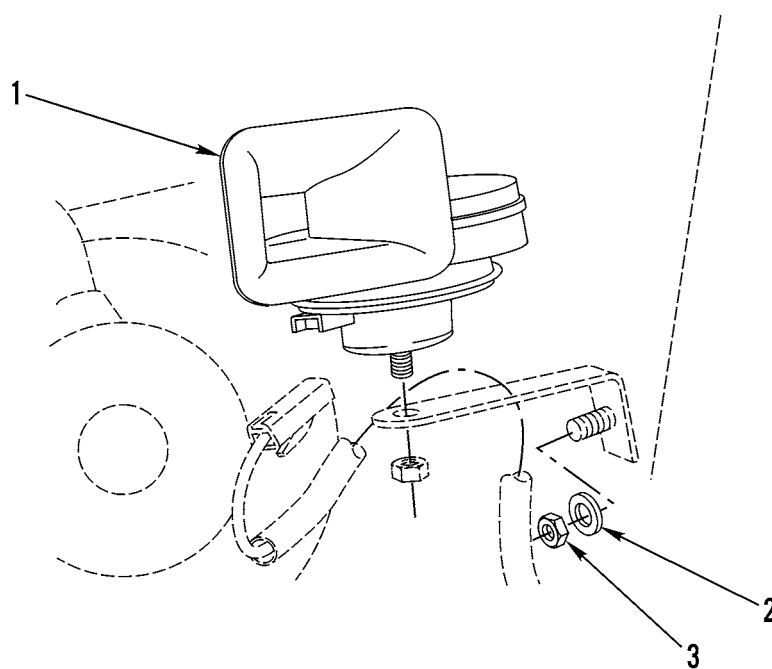
(1) ITEM NO	(2) SMR CODE	(3) NSN	(4) CAGEC	(5) PART NUMBER	(6) DESCRIPTION AND USABLE ON CODES (UOC)	(7) QTY
34	PAOZZ	6140-01-504-4757	53203	700014	BATTERY, ELECTROCHEM	1
35	XDOZZ		03533	32E-0181	BRACKET, BATTERY	1
36	PAOZZ	5306-01-499-0118	03533	25-607	BOLT, MACHINE	4
37	PAOZZ	5310-01-499-2149	03533	362-27	WASHER, FLAT	4
38	PAOZZ	5310-01-499-3612	03533	219-232	NUT, PLAIN, EXTENDED	4
39	XDOZZ		03533	32E-0190	BRACKET, BATTERY	1
40	PAOZZ	5306-01-504-3942	03533	25S10	BOLT, HOOK	2
41	PAOZZ	5930-12-348-4212	D1510	24.01.00.901	SWITCH, PUSH	1
42	PAOZZ	5305-01-503-7440	03533	28-71	SCREW, CAP, HEXAGON	4
43	PAOZZ	5310-01-503-4917	03533	361-13	WASHER, LOCK	5
44	PAOZZ	5310-00-010-8415	019L2	21NE048	NUT, SELF-LOCKING	7
45	XDOZZ		03533	32-8746	BRACKET	1
46	PAOZZ	5305-01-503-9998	03533	310-45	SCREW, MACHINE BRACKET MOUNTING ...	3
47	PAOZZ	5305-01-504-0004	03533	310-47	SCREW, MACHINE SWITCH TO BRACKET ...	4
48	XDOZZ		03533	63-1868	COVER	1
49	XDOZZ		03533	254-0567	PAD, BATTERY	1
50	XDOZZ		03533	32-8601	BRACKET	2
51	PAOZZ	5306-01-504-4253	03533	23-64	BOLT, SQUARE NECK	2
52	PAOZZ	5310-01-503-5323	03533	219-236	NUT, PLAIN, WING	2
53	PAOZZ	5310-01-499-2143	03533	362-22	WASHER, FLAT	2
54	PAOZZ	5310-00-020-0358	019L2	21NE083	NUT, SELF-LOCKING	5
55	PAOZZ		03533	68C-6	CIRCUIT BREAKER 25 AMP	1
56	PAOZZ	5305-01-503-7842	03533	209F42	SCREW, MACHINE	2
57	PAOZZ	5310-01-504-4228	03533	219-411	NUT, PLAIN, ASSEMBLED	2

END OF FIGURE



Group 170, Figure 5. Flood Lights and Warning Light

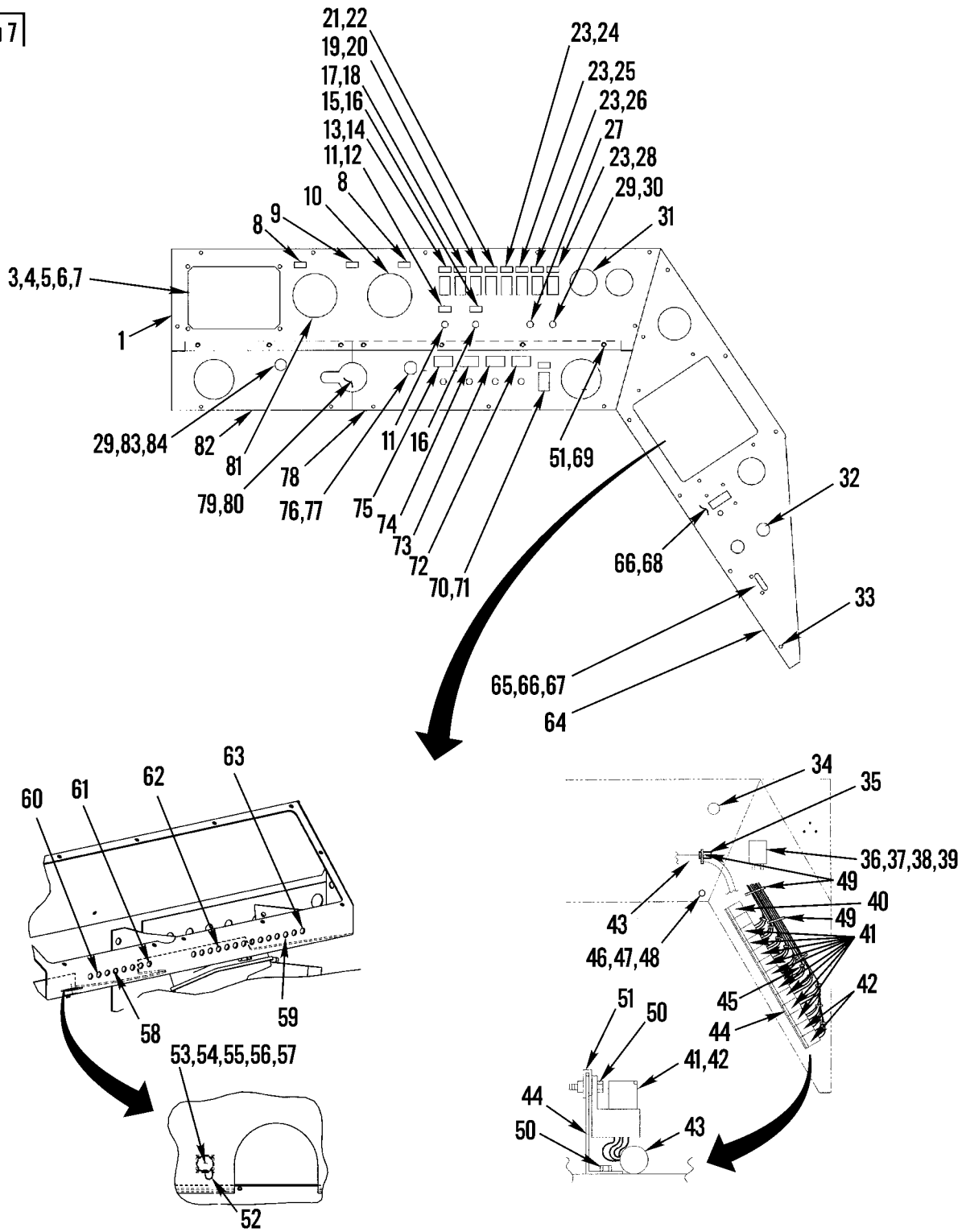
(1) ITEM NO	(2) SMR CODE	(3) NSN	(4) CAGEC	(5) PART NUMBER	(6) DESCRIPTION AND USABLE ON CODES (UOC)	(7) QTY
GROUP 170 ELECTRICAL						
FIG. 5 FLOOD LIGHTS AND WARNING LIGHT						
1	XDOZZ		03533	032-8784	BRACKET FLOOD LIGHT	1
2	PAOZZ	5305-01-504-3737	03533	28-42	SCREW,CAP,HEXAGON	2
3	PAOZZ	5310-01-500-4506	03533	219-227	NUT,PLAIN,EXTENDED WASHER	2
4	PAOZZ	6240-01-503-4442	03533	191A-0008	LAMP,INCANDESCENT,FLOOD	3
5	PAOZZ	6240-01-509-3530	03533	191J-2	LAMP,INCANDESCENT	3
6	PAOZZ	5310-01-509-5920	03533	217F-18	NUT,PLAIN,HEXAGON	1
7	PAOZZ	6150-01-503-7497	03533	365B-278	WIRING HARNESS,BRANCHED	1
8	XDOZZ		03533	032-8752	BRACKET	1
9	PAOZZ	6220-01-503-6310	03533	191D-139	LIGHT,WARNING	1
10	PAOZZ	6240-01-509-4926	03533	251500	LAMP,FLASHTUBE	1
11	PAOZZ	5935-01-214-4163	22785	12010973	CONNECTOR BODY,PLUG	1
12	PAOZZ	5999-01-508-8266	03533	322B-16	CONTACT,ELECTRICAL	2
13	PAOZZ		03533	322-139	WIRE SEAL	2
14	PAOZZ	5305-01-509-4504	03533	310-172	SCREW,MACHINE	3
15	PAOZZ	5310-01-504-4228	03533	219-411	NUT,PLAIN,ASSEMBLED	3
END OF FIGURE						



Group 170, Figure 6. Horn Assembly and Mounting Hardware

(1) ITEM NO	(2) SMR CODE	(3) NSN	(4) CAGEC	(5) PART NUMBER	(6) DESCRIPTION AND USABLE ON CODES (UOC)	(7) QTY
					GROUP 170 ELECTRICAL	
					FIG. 6 HORN ASSEMBLY AND MOUNTING HARDWARE	
1	PAOZZ	6350-01-503-4492	03533	A153-3	HORN, SIGNAL	1
2	PAOZZ	5310-01-500-5805	03533	361-10	WASHER, LOCK	1
3	PAOZZ	5310-01-509-3813	03533	219-61	NUT, SELF-LOCKING	1
					END OF FIGURE	

2
3 thru 7



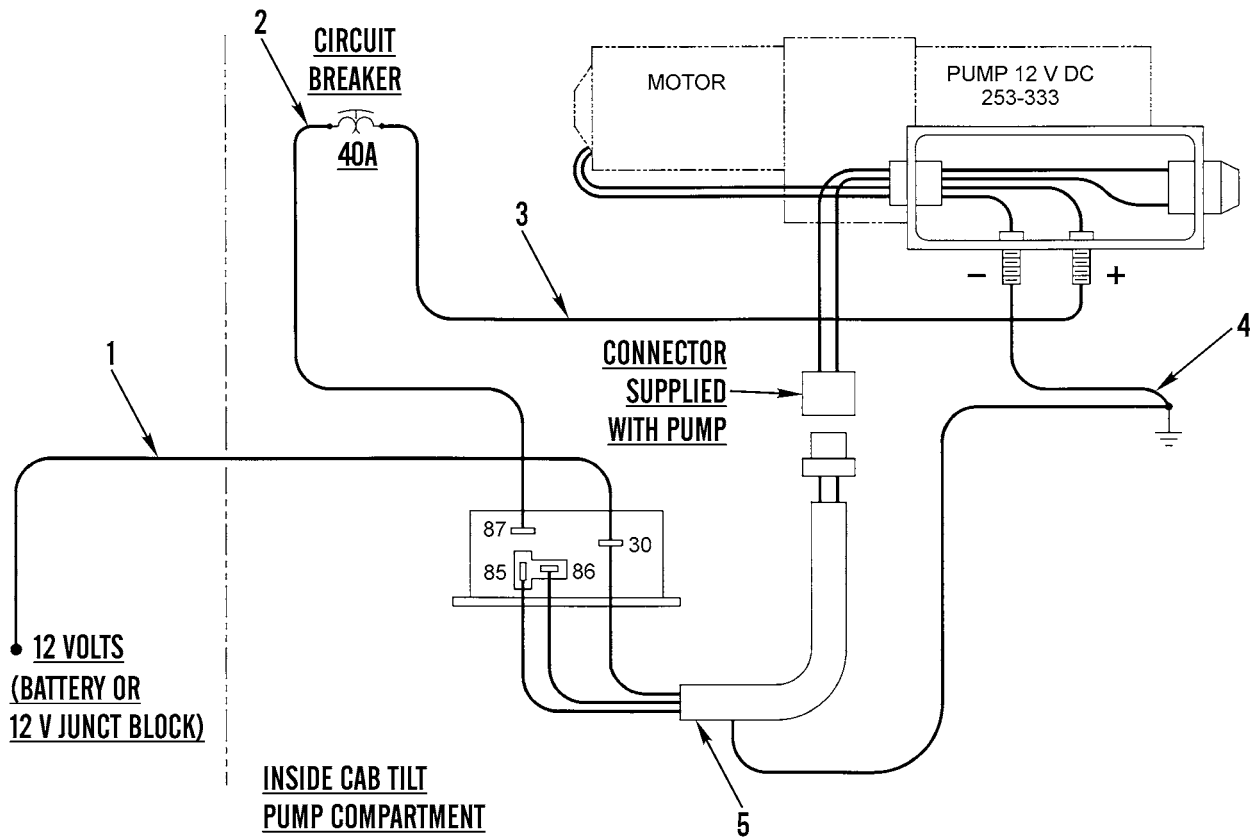
Group 170, Figure 7. Dashboard

(1) ITEM NO	(2) SMR CODE	(3) NSN	(4) CAGEC	(5) PART NUMBER	(6) DESCRIPTION AND USABLE ON CODES (UOC)	(7) QTY
GROUP 170 ELECTRICAL						
FIG. 7 DASHBOARD						
1	XDOZZ		03533	241B-679	PANEL, INSTRUMENT	1
2	PAOZZ	5895-01-503-9140	03533	139-125	INDICATOR CONTROL SUBASSEMBLY	1
3	PAOZZ	6680-01-503-6568	03533	139-126	.GAGE, LIQUID QUANTITY, FLOAT TYPE	1
4	PAOZZ	2990-01-503-5306	03533	139-127	.SENSOR, ENGINE COOLANT TEMPERATURE	1
5	PAOZZ	6620-01-503-6576	03533	139-128	.GAGE, PRESSURE, DIAL INDICATING	1
6	PAOZZ	6625-01-503-9150	03533	139-129	.VOLTMETER	1
7	PAOZZ	6240-01-503-4443	03533	191D-38	.LAMP, INCANDESCENT	1
8	PAOZZ	6220-01-510-3781	03533	191D-250	LIGHT, INDICATOR TURN ARROW	2
9	PAOZZ	6220-01-510-3687	03533	191D-244	LIGHT, INDICATOR HI BEAM	1
10	PAOZZ	6680-01-503-6544	03533	A139F-20	SPEEDOMETER	1
11	PAOZZ	5905-01-503-6350	03533	A308J-0002	RESISTOR, VARIABLE PANEL LIGHT	1
12	PAOZZ	6240-01-503-4430	03533	191D-236	LAMP, INCANDESCENT	1
13	PAOZZ	5930-01-503-8693	03533	308-446	SWITCH, TOGGLE HEADLIGHT	1
14	PAOZZ	6240-01-503-4428	03533	191D-234	LAMP, INCANDESCENT HEADLIGHT	1
15	PAOZZ	6240-01-503-4435	03533	191D-241	LAMP, INCANDESCENT WIPER CONTROL	1
16	PAOZZ	5930-01-118-6366	11083	1V7362	SWITCH, ROTARY WIPER	1
17	PAOZZ	5930-01-503-8722	03533	308-449	SWITCH, TOGGLE	1
18	PAOZZ	6240-01-503-4429	03533	191D-235	LAMP, INCANDESCENT CLEARANCE	1
19	PAOZZ	6220-01-503-6311	03533	191D-51	LIGHT, INDICATOR HAZARD	1
20	PAOZZ	5930-01-504-1170	03533	308-227	SWITCH, TOGGLE HAZARD	1
21	PAOZZ	6240-01-503-4432	03533	191D-252	LAMP, INCANDESCENT FLOOD	1
22	PAOZZ	5930-01-503-9956	03533	308-447	SWITCH, TOGGLE REAR FLOOD	1
23	PAOZZ	6240-01-503-4444	03533	A191D-36	LAMP, INCANDESCENT	4
24	XDOZZ		03533	191D-215	COVER, PANEL, BLANK	1
25	PAOZZ	6220-01-503-6325	03533	A191D-205	LIGHT, INDICATOR CHECK/STOP ENGINE	1
26	PAOZZ		03533	191D-230	LIGHT, INDICATOR PREHEAT	1
27	XDOZZ		03533	63-1488	COVER	1
28	PAOZZ	6220-01-499-4531	03533	191D-0189	LIGHT, PANEL CHECK TRANS	1
29	PAOZZ	5930-01-134-3554	03533	308E9	SWITCH, TOGGLE	2
30	XDOZZ		03533	245-767	DECAL, DIAGNOSTIC	1
31	XDOZZ		03533	63-1775	COVER, PANEL	1
32	PAOZZ		03533	365-1540	WIRING HARNESS, BRANCHED	1
33	PAOZZ	5305-01-503-9841	03533	310-44	SCREW, MACHINE	8
34	PAOZZ	6350-01-503-4486	03533	A40-7	BUZZER LOW AIR ALARM	1
35	PAOZZ	6350-01-503-4487	03533	40-12	BUZZER HI-LO WARNING	1
36	PAOZZ	5945-01-509-0748	03533	275-94	SOLENOID, ELECTRICAL	1
37	PAOZZ	5961-01-509-0408	03533	68-269	SEMICONDUCTOR DEVICE	1

(1)	(2)	(3)	(4)	(5)	(6)	(7)
ITEM NO	SMR CODE	NSN	CAGEC	PART NUMBER	DESCRIPTION AND USABLE ON CODES (UOC)	QTY
38	XDOZZ		03533	366-1762	CABLE	1
39	PAOZZ	5940-01-473-5614	13445	46211-01	TERMINAL, FEEDTHRU	2
40	PAOZZ	5945-01-507-3637	1CW22	87400	FLASHER, THERMAL	1
41	PAOZZ	5945-01-503-5988	03533	275-87	RELAY, ELECTROMAGNETIC	9
42	PAOZZ	5945-01-509-0742	03533	275-93	RELAY, ELECTROMAGNETIC	2
43	PAOZZ	6150-01-503-6759	03533	365E-287	WIRING HARNESS, BRANCHED	1
44	PAOZZ	5945-01-503-5986	03533	32-8741	BASE, ELECTRICAL RELAY	1
45	PAOZZ	5975-00-074-2072	81343	MS3367-1-9	STAMP, TIEDOWN, ELECTICAL	15
46	PAOZZ	6150-01-503-6388	03533	A366-1657	LEAD, ELECTICAL	1
47	PAOZZ	5306-01-500-2004	03533	310-97	BOLT, MACHINE	1
48	PAOZZ	5310-01-503-5329	03533	219-243	NUT, PLAIN, EXTENDED	1
49	PAOZZ	5340-01-504-3293	03533	A56-96	CLAMP, LOOP	18
50	PAOZZ	5305-01-504-0012	03533	310-41	SCREW, MACHINE	53
51	PAOZZ	5310-01-500-4299	03533	219-393	NUT, CLIP-ON	10
52	PAOZZ	5325-01-503-4928	03533	207-1231	RING, RETAINING	1
53	XDOZZ		03533	A63B-12	CAP	1
54	PAOZZ	5305-01-504-2542	03533	209C28	SCREW, MACHINE	4
55	PAOZZ	5310-01-503-5279	03533	361-88	WASHER, LOCK	4
56	PAOZZ	5310-01-503-5354	03533	217C-5	NUT, PLAIN, HEXAGON	4
57	PAOZZ	6150-01-503-6408	03533	365G-27	WIRING HARNESS, BRANCHED	1
58	XDOZZ		03533	A245J-90	PLATE, INSTRUCTION	1
59	XDOZZ		03533	A245J-91	PLATE, INSTRUCTION	1
60	PAOZZ	5925-01-503-7847	03533	68C11	CIRCUIT BREAKER 15 AMP	12
61	PAOZZ	5925-01-503-7845	03533	68C10	CIRCUIT BREAKER 10 AMP	5
62	PAOZZ	5925-01-503-7853	03533	68C20	CIRCUIT BREAKER 20 AMP	2
63	PAOZZ	5925-01-503-7854	03533	68C12	CIRCUIT BREAKER 25 AMP	3
64	XDOZZ		03533	241B-750	PANEL, INSTRUMENT	1
65	PFOZZ	5340-01-503-9404	03533	132-566	BRACKET, DOUBLE ANGLE	1
66	PAOZZ	5305-01-509-4495	03533	310-42	SCREW, MACHINE	5
67	XDOZZ		03533	245-700	LABEL 5TH WHEEL LATCH	1
68	XDOZZ		03533	245G-13	PLATE, INSTRUCTION	1
69	PAOZZ	5305-01-499-1659	03533	310-121	SCREW, MACHINE	26
70	PAOZZ	5930-01-499-7166	13445	57300-38	SWITCH, TOGGLE	1
71	PAOZZ	6220-01-499-6157	03533	191D-258	LIGHT, INDICATOR, A/C	1
72	PAOZZ	6220-01-499-6053	03533	191D-78	LIGHT, INDICATOR, FAN	1
73	PAOZZ	6220-01-499-6058	03533	191D-281	LIGHT, INDICATOR, TEM	1
74	PAOZZ	6220-01-499-6061	03533	191D-280	LIGHT, INDICATOR, HEA	1
75	PAOZZ	6220-01-499-6063	03533	191D-282	LIGHT, INDICATOR	1
76	PAOZZ	2920-01-503-7123	03533	308A4	SWITCH, LOCK, IGNITION	1

(1)	(2)	(3)	(4)	(5)	(6)	(7)
ITEM	SMR			PART		
NO	CODE	NSN	CAGEC	NUMBER	DESCRIPTION AND USABLE ON CODES (UOC)	QTY
77	PAOZZ		03533	367-0173	WASHER	2
78	XDOZZ		03533	241B-682	PANEL, INSTRUMENT	1
79	PAOZZ	6220-01-503-4494	03533	B308D-24	CONTROL, DIRECTIONAL SIGNAL	1
80	PAOZZ	4730-01-509-4397	03533	58-16	CLAMP, HOSE	1
81	PAOZZ	6680-01-503-6546	03533	A139H-10	TACHOMETER, ELECTRONIC	1
82	XDOZZ		03533	241B-681	PANEL, INSTRUMENT	1
83	PAOZZ		03533	362-101	WASHER, FLAT	1
84	XDOZZ		03533	245-806	PLATE, IDENTIFICATION EMERGENCY ... START	1

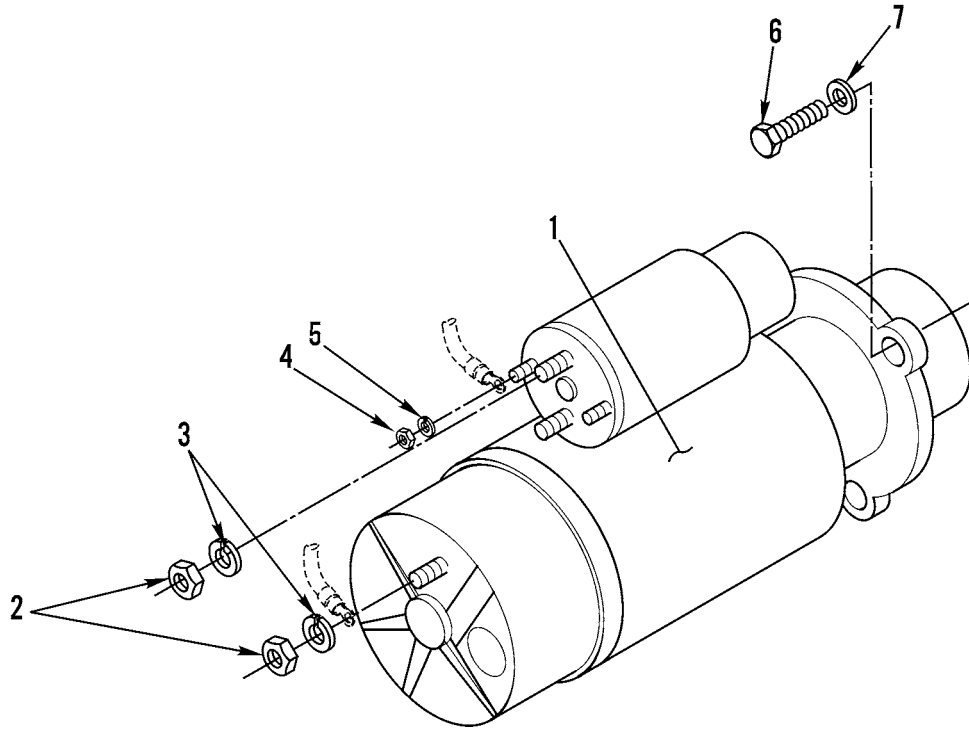
END OF FIGURE



Group 170, Figure 8. Cab Tilt Pump Wiring

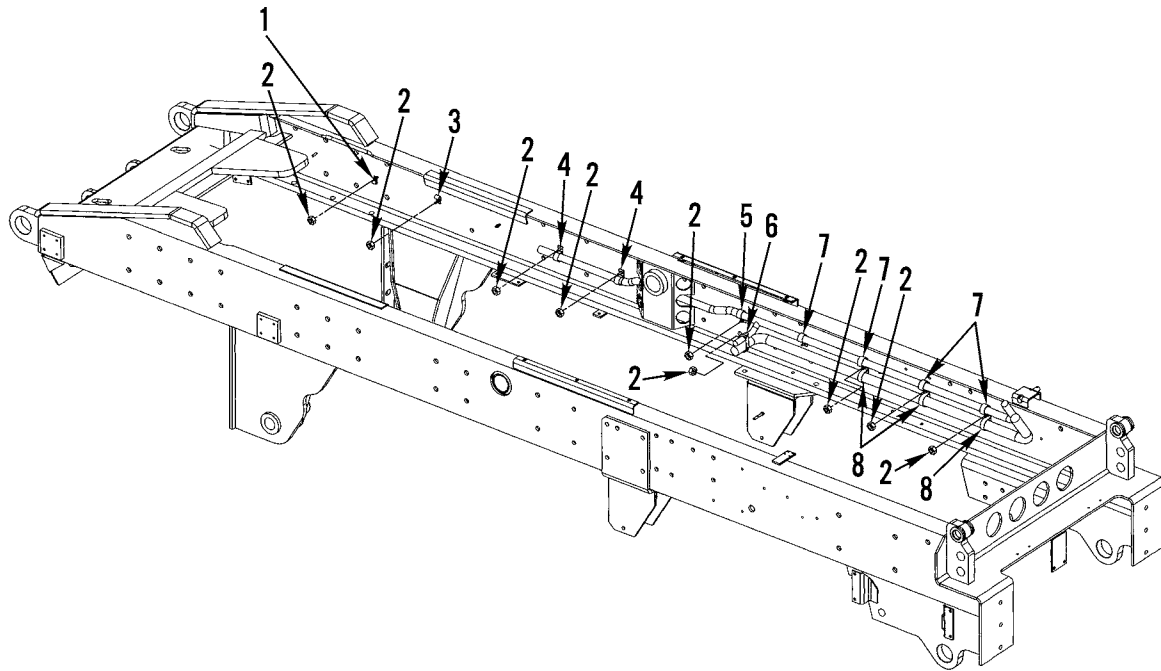
(1) ITEM NO	(2) SMR CODE	(3) NSN	(4) CAGEC	(5) PART NUMBER	(6) DESCRIPTION AND USABLE ON CODES (UOC)	(7) QTY
					GROUP 170 ELECTRICAL	
					FIG. 8 CAB TILT PUMP WIRING	
1	XDOZZ		03533	366-1779	WIRE	1
2	XDOZZ		03533	366-1785	WIRE	1
3	XDOZZ		03533	366-1704	WIRE	1
4	XDOZZ		03533	366-1706	WIRE	1
5	PAOZZ	6150-01-503-7495	03533	365-1307	WIRING,HARNESS,BRANCHED	1
					END OF FIGURE	

1
2 thru 5



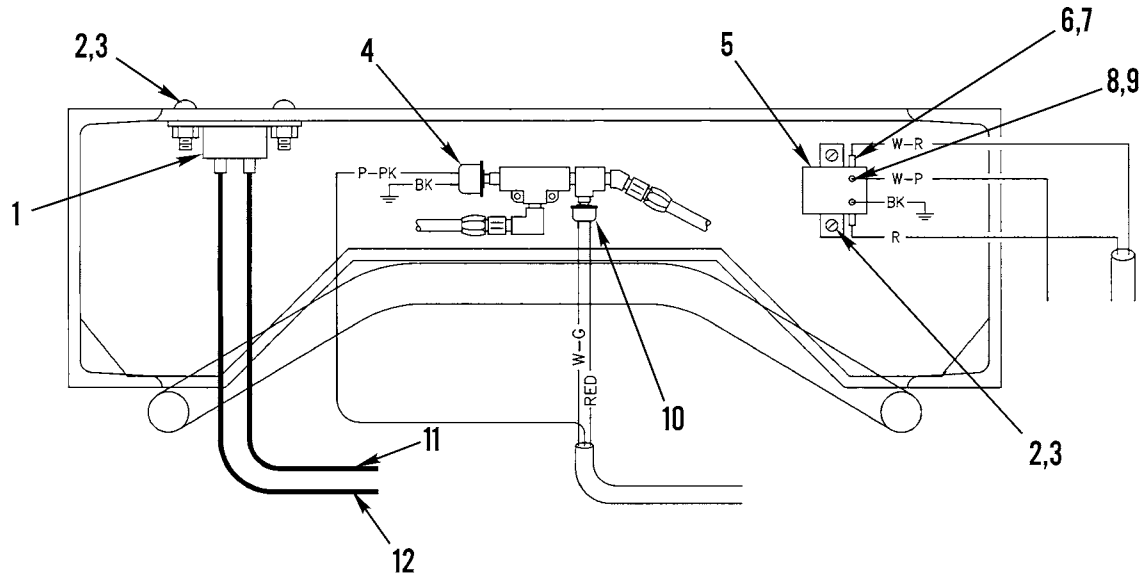
Group 170, Figure 9. Starter Assembly and Mounting Hardware

(1) ITEM NO	(2) SMR CODE	(3) NSN	(4) CAGEC	(5) PART NUMBER	(6) DESCRIPTION AND USABLE ON CODES (UOC)	(7) QTY
GROUP 170 ELECTRICAL						
FIG. 9 STARTER ASSEMBLY AND MOUNTING HARDWARE						
1	PAOZZ	6110-01-503-6172	03533	A340-0061	STARTER,MOTOR.....	1
2	PAOZZ	5310-01-509-3791	03533	217C-18	.NUT,PLAIN,HEXAGON.....	2
3	PAOZZ	5310-01-503-4917	03533	361-13	.WASHER,LOCK.....	2
4	PAOZZ	5310-01-503-5356	03533	217F-9	.NUT,PLAIN,HEXAGON.....	2
5	PAOZZ	5310-01-522-3504	03533	361-7	.WASHER,LOCK.....	2
6	PAOZZ	5306-01-504-4438	03533	25-735	BOLT,MACHINE.....	3
7	PAOZZ	5310-01-499-1853	03533	A361-92	WASHER,FLAT.....	3
END OF FIGURE						



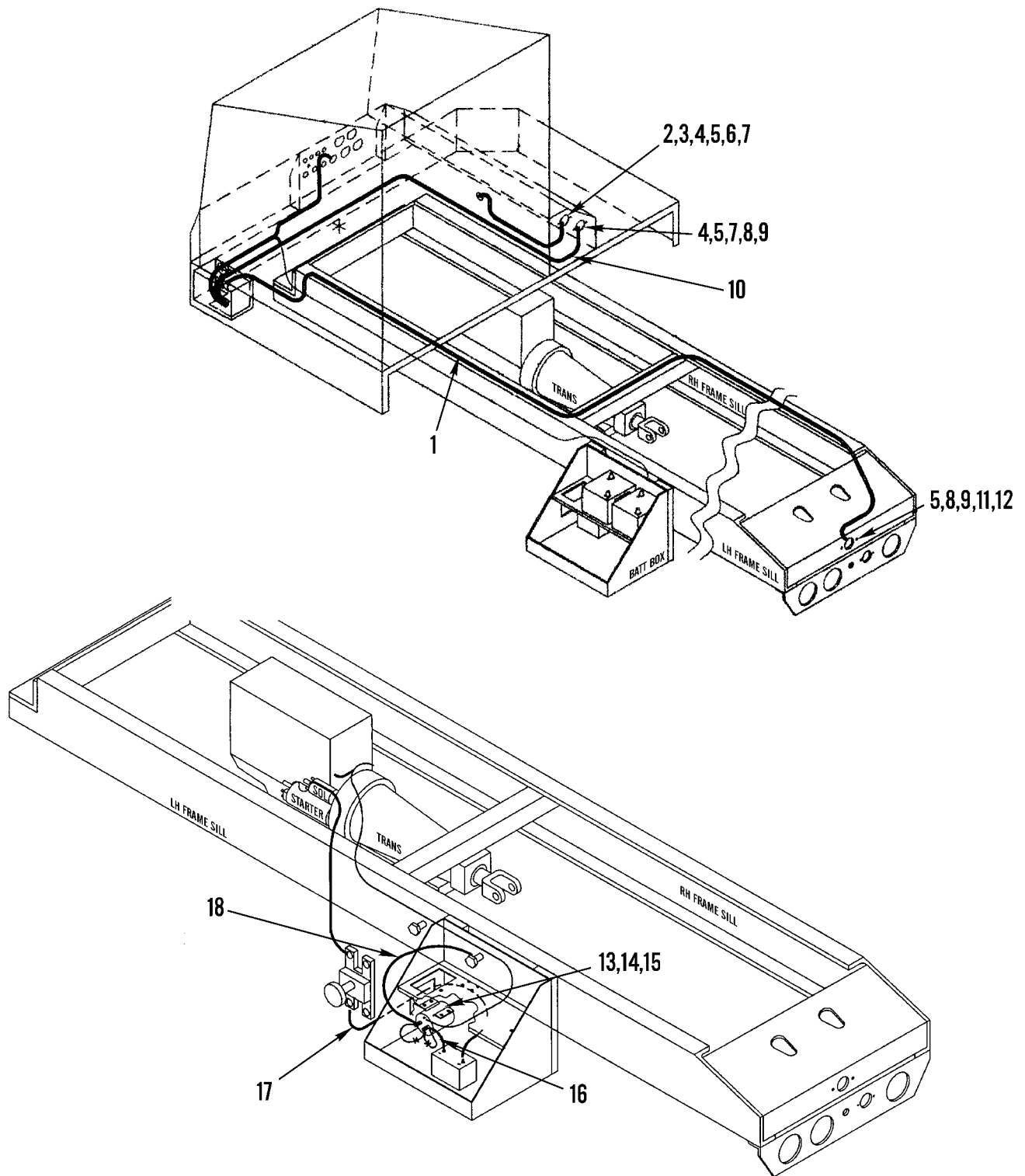
Group 170, Figure 10. Electrical Harness Mounting Hardware

(1) ITEM NO	(2) SMR CODE	(3) NSN	(4) CAGEC	(5) PART NUMBER	(6) DESCRIPTION AND USABLE ON CODES (UOC)	(7) QTY
GROUP 170 ELECTRICAL						
FIG. 10 ELECTRICAL HARNESS MOUNTING HARDWARE						
1	PAOZZ	5340-01-499-9931	03533	56-125	CLAMP, LOOP 1/4 INCH DIAMETER	2
2	PAOZZ	5310-00-010-8415	019L2	21NE048	NUT, SELF-LOCKING	49
3	PAOZZ	5340-01-499-7191	03533	A56-100	CLAMP, LOOP 1/2 INCH DIAMETER	3
4	PAOZZ	5340-01-101-8262	03533	56-128	CLAMP, LOOP 3/4 INCH DIAMETER	10
5	PAOZZ		03533	A56-105	CLAMP, LOOP 1 INCH DIAMETER	7
6	PAOZZ	5340-01-504-2858	03533	A56-99	CLAMP, LOOP 1 1/2 INCH LONG SOLID TYPE	22
7	PAOZZ	5340-00-404-4100	75272	C0V2113	CLAMP, LOOP 1-1/4 INCH DIAMETER	3
8	PAOZZ	5340-01-111-1509	03533	A56-201	CLAMP, LOOP 1-3/4 INCH DIAMETER	2
END OF FIGURE						



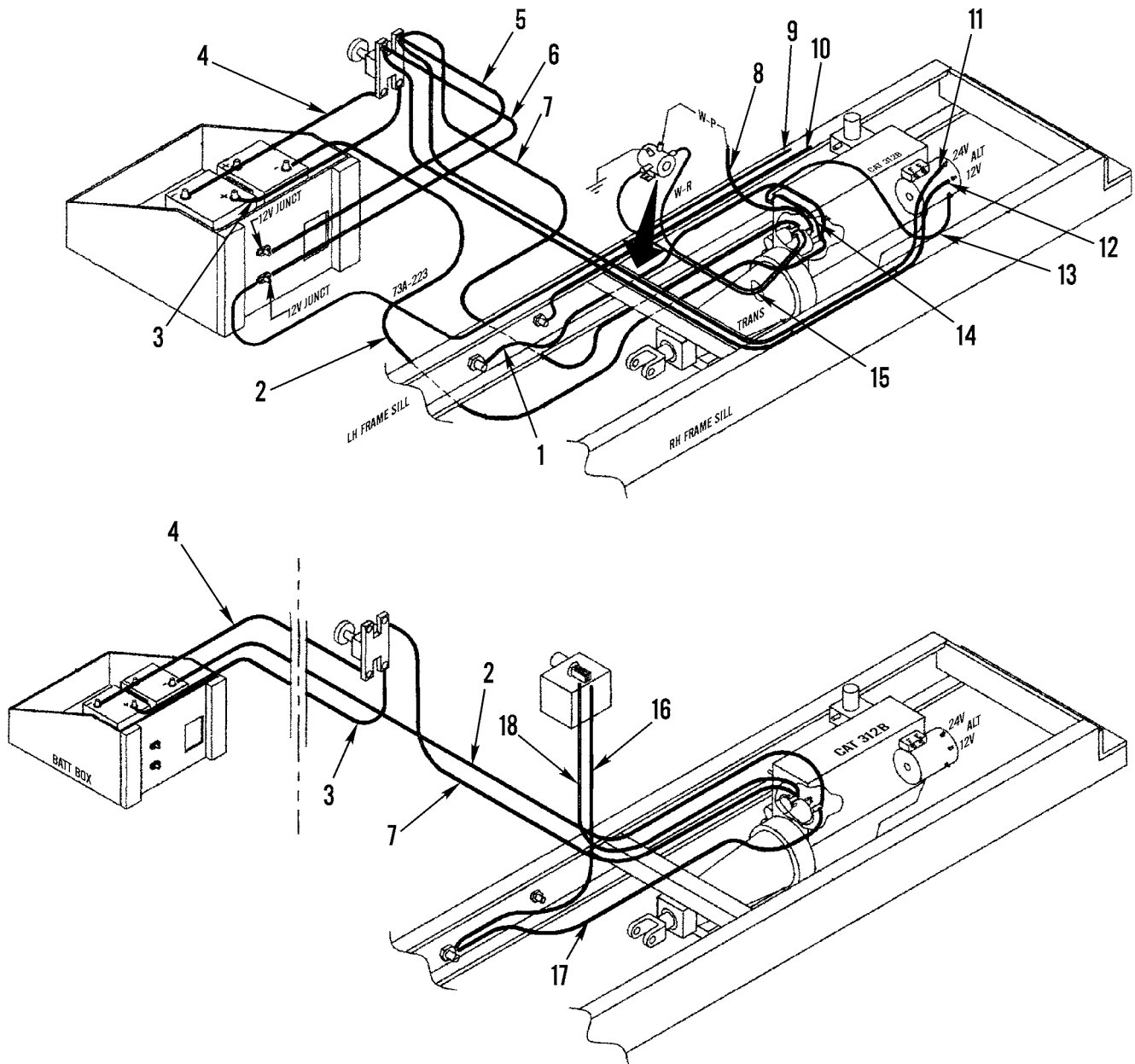
Group 170, Figure 11. Crossmember Electrical Components

(1) ITEM NO	(2) SMR CODE	(3) NSN	(4) CAGEC	(5) PART NUMBER	(6) DESCRIPTION AND USABLE ON CODES (UOC)	(7) QTY
GROUP 170 ELECTRICAL						
FIG. 11 CROSSMEMBER ELECTRICAL COMPONENTS						
1	PAOZZ	5925-01-503-8614	03533	68C-19	CIRCUIT BREAKER.....	1
2	PAOZZ	5305-01-504-0007	03533	310-53	SCREW, MACHINE.....	4
3	PAOZZ	5310-00-010-8415	019L2	21NE048	NUT, SELF-LOCKING.....	4
4	PAOZZ	6620-01-193-8962	03533	139M1	TRANSMITTER, PRESSURE.....	1
5	PAOZZ	5945-01-509-0746	03533	275-95	SOLENOID, ELECTRICAL.....	1
6	PAOZZ	5310-01-500-5805	03533	361-10	WASHER, LOCK.....	2
7	PAOZZ	5310-01-509-6701	03533	217F-12	NUT, PLAIN, HEXAGON.....	2
8	PAOZZ	5310-01-522-3504	03533	361-7	WASHER, LOCK.....	2
9	PAOZZ	5310-01-503-5356	03533	217F-9	NUT, PLAIN, HEXAGON.....	2
10	PAOZZ	5930-01-458-6927	74400	76575	SWITCH, PRESSURE.....	1
11	XDOZZ		03533	366-347	WIRE, ELECTRICAL.....	1
12	XDOZZ		03533	366-1673	WIRE, ELECTRICAL.....	1
END OF FIGURE						



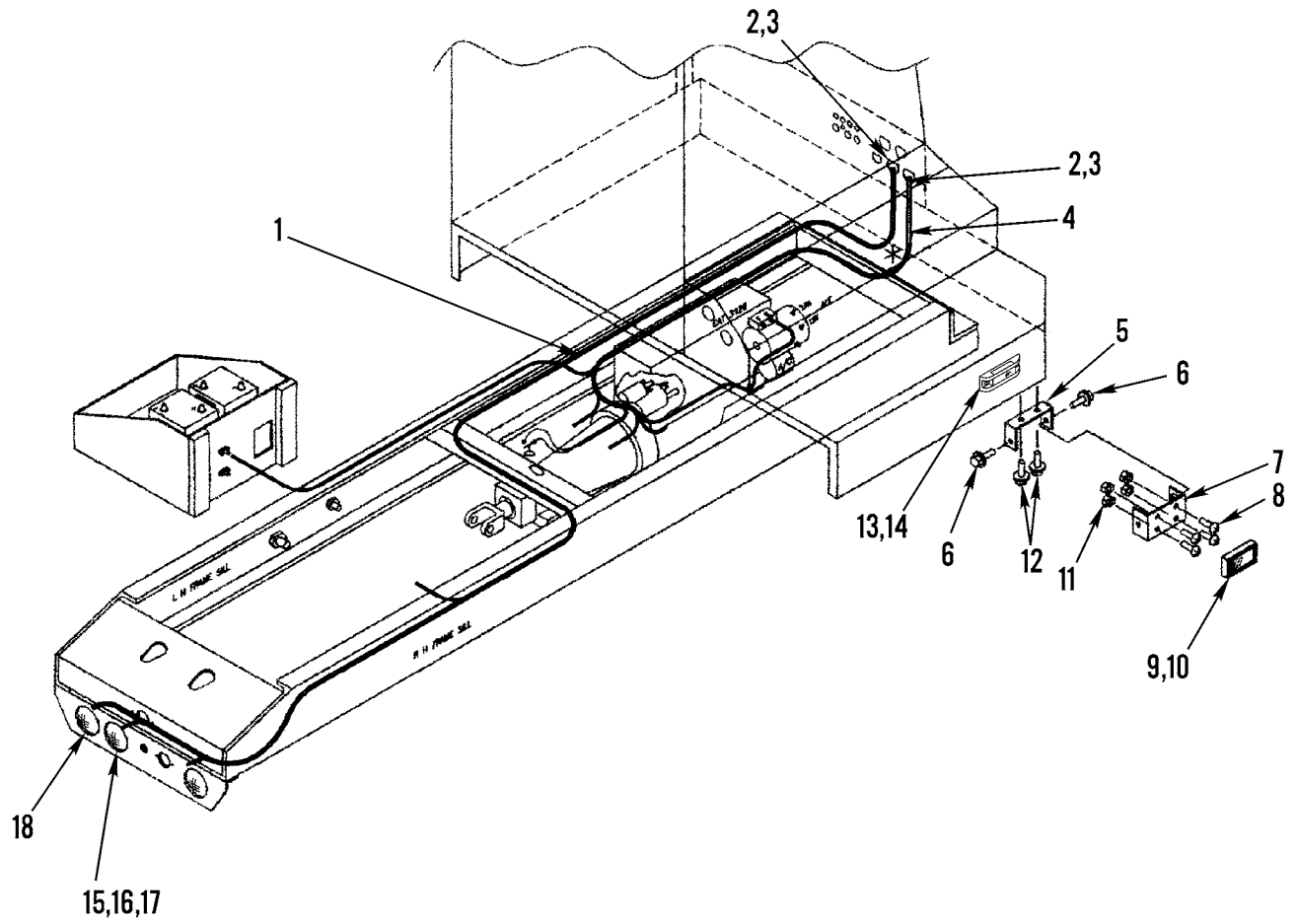
Group 170, Figure 12. Trailer Connection and Capacitor Harnesses

(1) ITEM NO	(2) SMR CODE	(3) NSN	(4) CAGEC	(5) PART NUMBER	(6) DESCRIPTION AND USABLE ON CODES (UOC)	(7) QTY
GROUP 170 ELECTRICAL						
FIG. 12 TRAILER CONNECTION AND CAPACITOR HARNESSSES						
1	PAOOO	6150-01-503-6386	03533	365B-0277	WIRING HARNESS.....	1
2	PAOZZ	5935-00-987-4536	13445	1251	CONNECTOR, RECEPTACLE.....	1
3	PAOZZ	5935-01-503-8324	03533	44-44	BACKSHELL, ELECTRICAL CONNECTOR....	1
4	XDOZZ		03533	310-155	SCREW, MACHINE.....	8
5	PAOZZ	5310-01-066-6759	72962	21NE-040	NUT, SELF-LOCKING.....	12
6	XDOZZ		03533	245J-93	PLATE, IDENTIFICATION.....	1
7	XDOZZ		03533	273-14	RIVET, BLIND.....	4
8	XDOZZ		03533	68-0305	CONNECTOR, ELECTRICAL.....	2
9	XDOZZ		03533	245J-94	PLATE, IDENTIFICATION.....	2
10	PAOZZ	6150-01-503-6411	03533	365C-0352	WIRING HARNESS.....	1
11	PAOZZ	5305-01-503-9836	03533	310-52	SCREW, MACHINE.....	4
12	XDOZZ		03533	273-15	RIVET, BLIND.....	2
13	PAOZZ	5945-01-503-6243	03533	275-92	RELAY, ELECTROMAGNETIC.....	1
14	PAOZZ	5305-01-500-4617	03533	310-86	SCREW, MACHINE.....	4
15	PAOZZ	5310-01-500-4947	03533	219-242	NUT, PLAIN, HEXAGON.....	4
16	PAOZZ	6150-01-503-6806	03533	73A-0234	CABLE AND CONDUIT.....	1
17	PAOZZ	6150-01-503-7512	03533	73A-0236	CABLE AND CONDUIT.....	1
18	PAOZZ	6150-01-503-7514	03533	73A-0235	CABLE AND CONDUIT.....	1
END OF FIGURE						



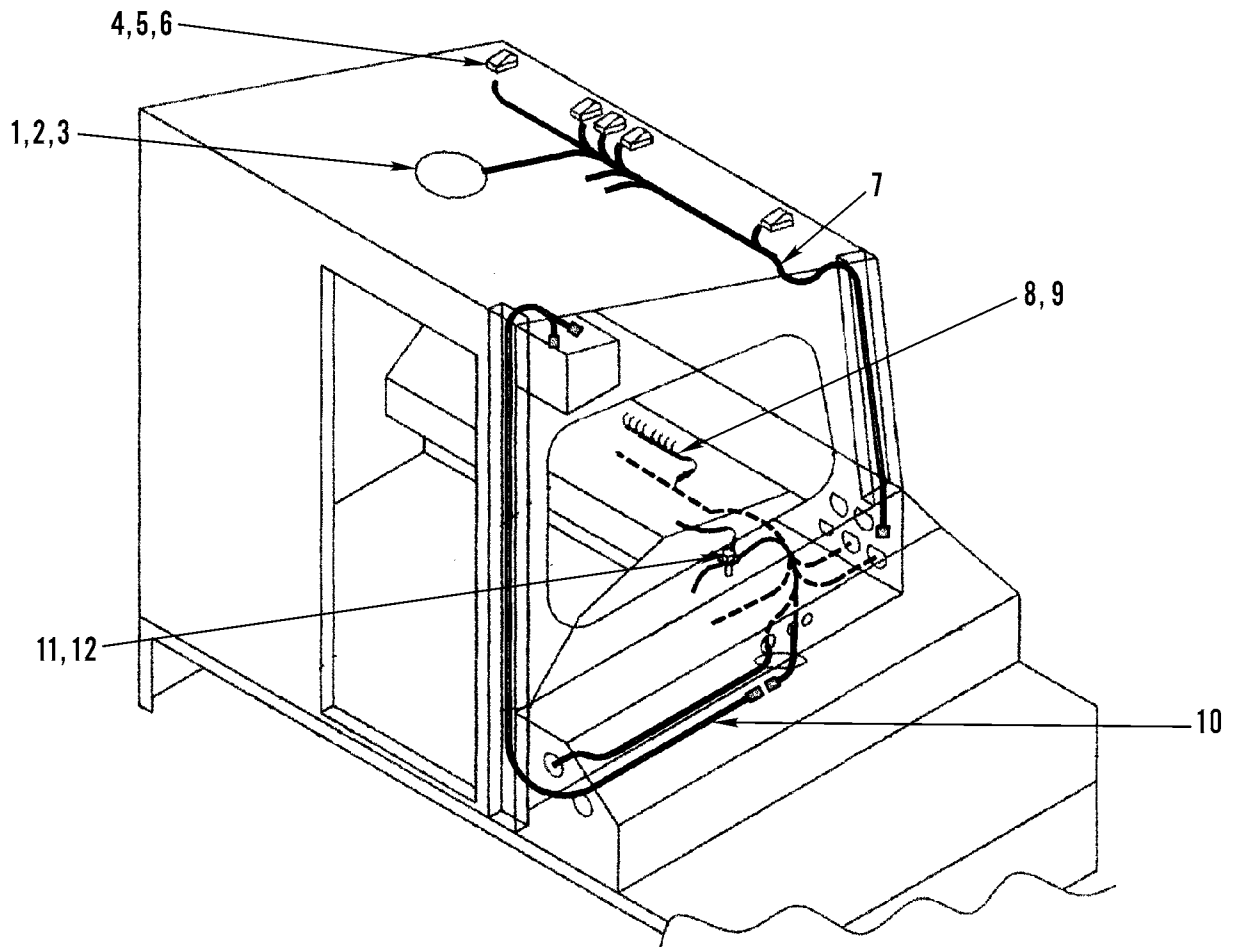
Group 170, Figure 13. NATO Slave and Battery Cable Routing

(1) ITEM NO	(2) SMR CODE	(3) NSN	(4) CAGEC	(5) PART NUMBER	(6) DESCRIPTION AND USABLE ON CODES (UOC)	(7) QTY
GROUP 170 ELECTRICAL						
FIG. 13 NATO SLAVE AND BATTERY CABLE ROUTING						
1	PAOZZ		03533	73A-253	LEAD,ELECTRICAL.....	1
2	PAOZZ	6150-01-503-7501	03533	73A-0223	LEAD,STORAGE BATTERY.....	1
3	PAOZZ	6150-01-503-7499	03533	73A-0222	LEAD,STORAGE BATTERY.....	1
4	PAOZZ	6150-01-503-7504	03533	73A-0224	LEAD,STORAGE BATTERY.....	1
5	PAOZZ	6130-01-509-4921	03533	73-240	BATTERY POWER SUPPLY.....	1
6	PAOZZ	6150-01-509-7639	03533	73-239	LEAD,STORAGE BATTERY.....	1
7	PAOZZ	6150-01-509-6378	03533	73A-220	LEAD,STORAGE BATTERY.....	1
8	PAOZZ	6150-01-503-6402	03533	365-1486	WIRING HARNESS,BRANCHED.....	1
9	PAOZZ	6150-01-503-6820	03533	A366-1744	LEAD,STORAGE BATTERY.....	1
10	PAOZZ	6150-01-503-6490	03533	A366-1743	LEAD,STORAGE BATTERY.....	1
11	XDOZZ		03533	73-0231	LEAD,STORAGE BATTERY.....	1
12	PAOZZ	6150-01-503-6816	03533	73-0232	CABLE AND CONDUIT.....	1
13	PAOZZ	6150-01-503-6817	03533	366-1770	LEAD AND CONDUIT.....	1
14	XDOZZ		03533	366-1760	WIRE,GROUP.....	1
15	PAOZZ	6150-01-503-6405	03533	365-820	WIRING HARNESS.....	1
16	PAOZZ	6150-01-503-7517	03533	73A-0213	CABLE AND CONDUIT.....	1
17	PAOZZ	6150-01-503-6497	03533	366-1759	LEAD AND CONDUIT.....	1
18	PAOZZ	6150-01-503-7519	03533	73A-0214	CABLE AND CONDUIT.....	1
END OF FIGURE						



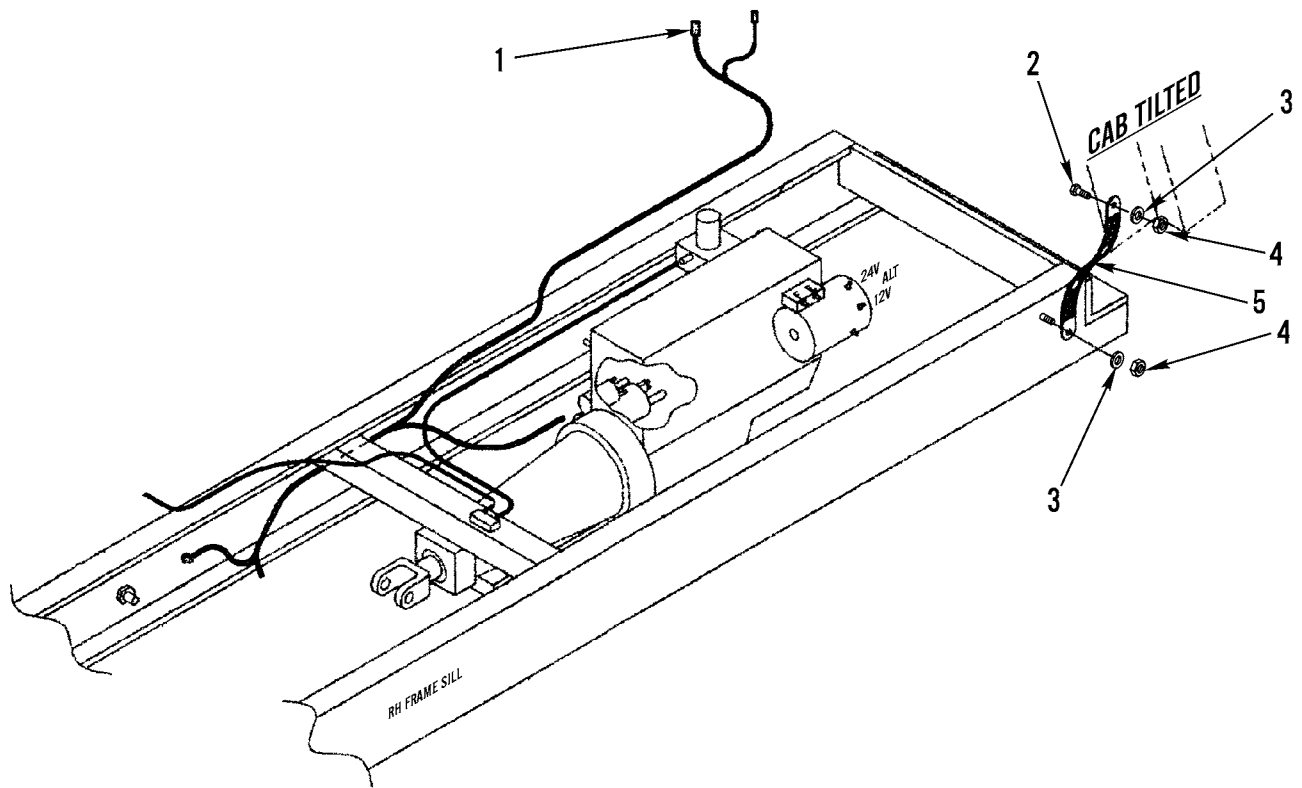
Group 170, Figure 14. Engine and Chassis Harnesses, Various Lights

(1) ITEM NO	(2) SMR CODE	(3) NSN	(4) CAGEC	(5) PART NUMBER	(6) DESCRIPTION AND USABLE ON CODES (UOC)	(7) QTY
GROUP 170 ELECTRICAL						
FIG. 14 ENGINE AND CHASSIS HARNESSES, VARIOUS LIGHTS						
1	PAOZZ	6150-01-503-6801	03533	365B-217	WIRING HARNESS, BRANCHED CHASSIS...	1
2	PAOZZ	5310-01-086-7726	11139	112263-90	NUT, PLAIN, HEXAGON.....	2
3	PAOZZ	5310-01-081-0799	11139	112264	WASHER, LOCK.....	2
4	PAOZZ	6150-01-503-6751	03533	365A-331	WIRING HARNESS, BRANCHED ENGINE....	1
5	XDOZZ		03533	32-8803	BRACKET, LIGHT.....	2
6	PAOZZ	5306-01-504-1678	03533	310-122	BOLT, MACHINE.....	4
7	XDOZZ		03533	32-8802	BRACKET, LIGHT.....	2
8	PAOZZ	5305-01-504-0012	03533	310-41	SCREW, MACHINE.....	8
9	PAOZZ		03533	191G-2	LAMP UNIT, VEHICULAR.....	2
10	PAOZZ	6240-00-924-7526	80204	1156	LAMP, INCANDESCENT.....	2
11	PAOZZ	5310-01-499-1869	03533	219-74	NUT, SELF-LOCKING, HE.....	8
12	PAOZZ	5305-01-509-4315	03533	278-21	SCREW, TAPPING.....	4
13	PAOZZ	6240-01-503-4416	03533	191F-33	LIGHT, MARKER, CLEARANCE.....	2
14	PAOZZ	5305-01-526-4974	1X2L8	113.142	SCREW, TAPPING.....	4
15	PAOZZ	6220-01-503-6317	03533	A191G-1	LIGHT, BACKUP.....	1
16	PAOZZ	5305-01-504-0778	03533	209F16	SCREW, MACHINE.....	3
17	PAOZZ	5310-01-504-4228	03533	219-411	NUT, PLAIN, ASSEMBLED WASHER.....	3
18	PAOZZ	6220-01-507-1421	03533	191B-16	DIRECTIONAL LIGHT, VEHICULAR.....	2
END OF FIGURE						



Group 170, Figure 15. Cab Light Harnesses, Dome Light and Marker Clearance Lights

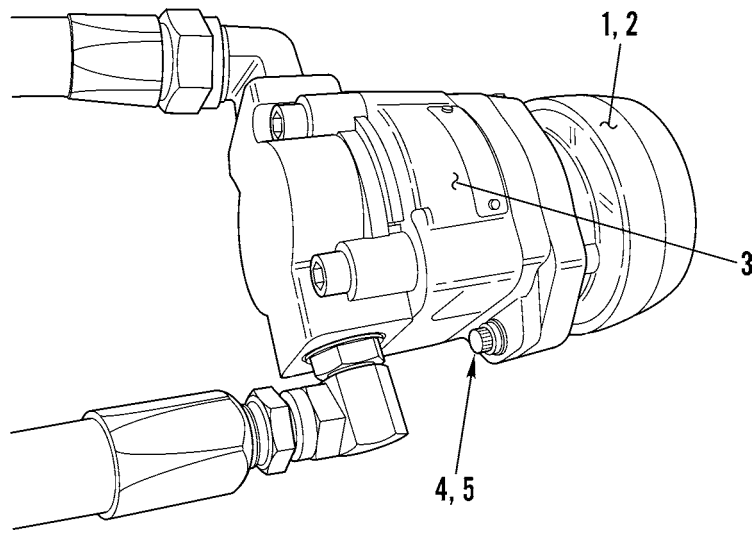
(1) ITEM NO	(2) SMR CODE	(3) NSN	(4) CAGEC	(5) PART NUMBER	(6) DESCRIPTION AND USABLE ON CODES (UOC)	(7) QTY
GROUP 170 ELECTRICAL						
FIG. 15 CAB LIGHT HARNESSSES, DOME LIGHT AND MARKER CLEARANCE LIGHTS						
1	PAOZZ	6220-01-234-3218	13548	9380SWD	LIGHT, DOME	1
2	PAOZZ	6240-00-924-7526	80204	1156	LAMP, INCANDESCENT	1
3	PAOZZ	5305-01-509-2045	03533	310-38	SCREW, MACHINE	3
4	PAOZZ	6240-01-503-4440	03533	A191-340	LAMP, INCANDESCENT MARKER CLEARANCE	5
5	PAOZZ	6240-00-944-1264	62607	194	LAMP, INCANDESCENT	5
6	PAOZZ	5305-01-499-2138	03533	A310-64	SCREW, TAPPING	10
7	PAOZZ	6150-01-503-6383	03533	365C-322	WIRING HARNESS, BRANCHED	1
8	PAOZZ	6150-01-509-6370	03533	365-1529	CABLE ASSEMBLY, SPECIAL	1
9	PAOZZ		03533	365-1541	WIRING HARNESS, BRANCHED	1
10	PAOZZ	6150-01-503-6391	03533	365C-323	WIRING HARNESS, BRANCHED	1
11	PAOZZ	5306-01-500-2004	03533	310-97	BOLT, MACHINE	1
12	PAOZZ	5310-01-503-5329	03533	219-243	NUT, PLAIN, EXTENDED	1
END OF FIGURE						



Group 170, Figure 16. Power Feed Harness and Ground Strap

(1) ITEM NO	(2) SMR CODE	(3) NSN	(4) CAGEC	(5) PART NUMBER	(6) DESCRIPTION AND USABLE ON CODES (UOC)	(7) QTY
GROUP 170 ELECTRICAL						
FIG. 16 POWER FEED HARNESS AND GROUND STRAP						
1	PAOZZ	6150-01-503-6396	03533	365F-0025	WIRING HARNESS, BRANCHED POWER FEED	1
2	PAOZZ	5306-01-499-1706	03533	A24-39	BOLT, MACHINE	1
3	PAOZZ	5310-01-500-4223	03533	361-11	WASHER, LOCK	2
4	PAOZZ	5310-01-495-9531	03533	219-62	NUT, PLAIN, HEXAGON	2
5	PAOZZ	6150-01-509-6381	03533	73B-3	STRAP, GROUND	1
END OF FIGURE						

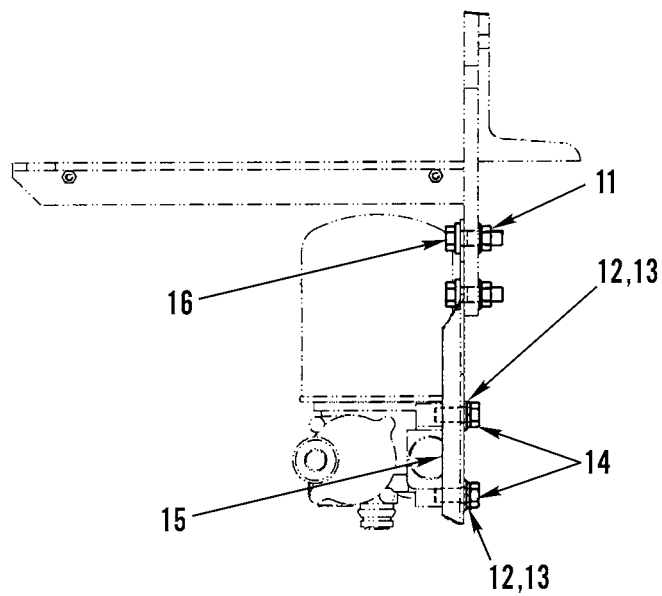
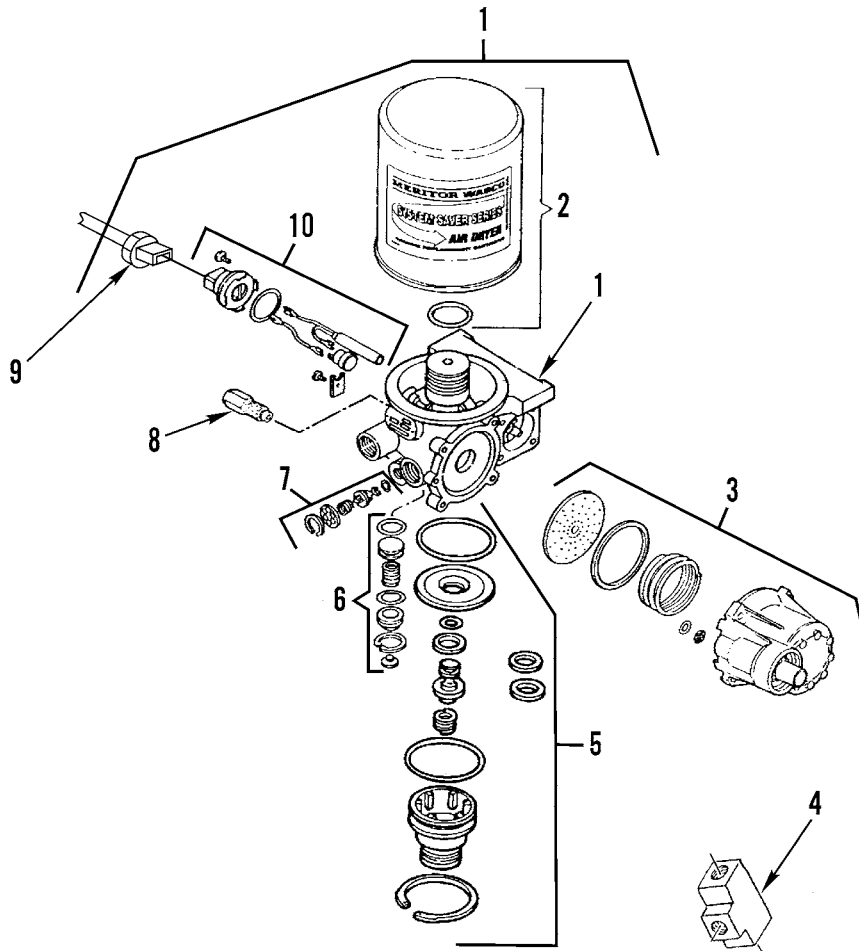
(1) ITEM NO	(2) SMR CODE	(3) NSN	(4) CAGEC	(5) PART NUMBER	(6) DESCRIPTION AND USABLE ON CODES (UOC)	(7) QTY
GROUP 170 ELECTRICAL						
FIG. 17 ECM HARNESS, HEADLIGHT AND TURN INDICATOR LIGHT						
1	PAOZZ	6150-01-503-6410	03533	365G-0034	WIRING HARNESS, BRANCHED ECM TO CAB	1
2	PAOZZ	6150-01-503-6796	03533	365C-372	WIRING HARNESS, BRANCHED ECM TO DASH	1
3	PAOZZ	6150-01-503-6403	03533	C365-1308	WIRING HARNESS, BRANCHED HEADLIGHTS AND TURN SIGNAL	1
4	PAOZZ	6240-01-503-4427	03533	191B-31	DIRECTIONAL LIGHT, V.....	2
5	PBOOO	6240-01-503-4414	03533	191A-52	HEADLIGHT ASSEMBLY WITH FEMALE.... CONNECTOR	2
6	PAOZZ		03533	365-1555	.WIRING HARNESS.....	1
7	PAOZZ	6240-01-180-9022	08806	H6054	.LAMP, INCANDESCENT.....	1
8	PAOZZ	5305-01-504-1136	03533	278-69	SCREW, TAPPING.....	8
END OF FIGURE						



376-738

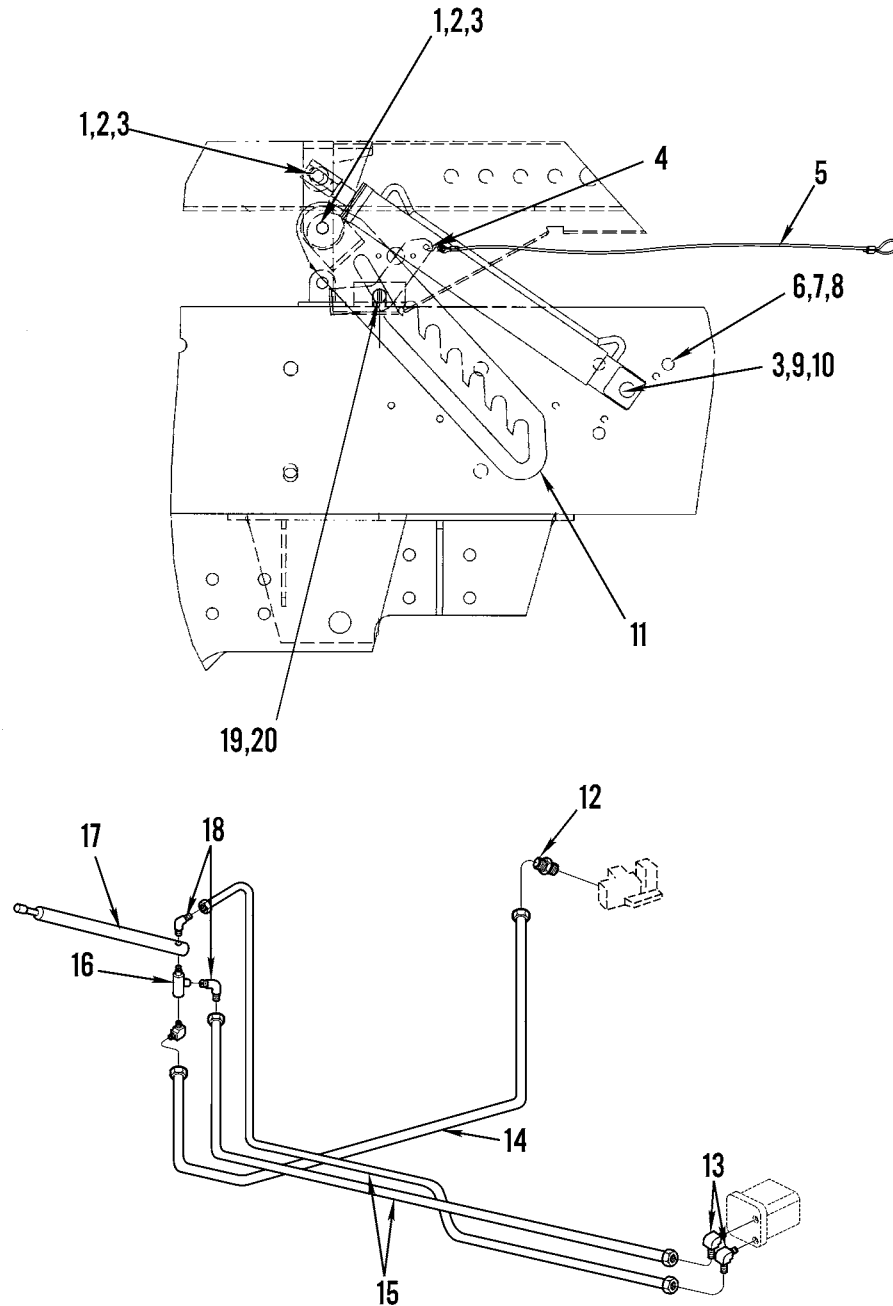
Group 180, Figure 1. Power Take-Off (PTO) and Fifth Wheel Lift Hydraulic Pump

(1) ITEM NO	(2) SMR CODE	(3) NSN	(4) CAGEC	(5) PART NUMBER	(6) DESCRIPTION AND USABLE ON CODES (UOC)	(7) QTY
					GROUP 180 PTO	
					FIG. 1 POWER TAKE-OFF (PTO) AND FIFTH WHEEL LIFT HYDRAULIC PUMP	
1	PAFZZ	2520-01-503-9337	06495	CD10-A1006-M1SX	POWER TAKE OFF,TRANSMISSION	1
2	PAFZZ		06495	45M4R528	HOSE ASSEMBLY	1
3	PAFZZ	4320-01-503-7155	1E608	P16-180C-2N5	PUMP,ROTARY	1
4	PAFZZ	5306-01-503-6298	03533	25K4	BOLT,MACHINE	2
5	PAFZZ	5310-01-503-4917	03533	361-13	WASHER,LOCK	2
					END OF FIGURE	



Group 190, Figure 1. Air Dryer Assembly and Mounting Hardware

(1) ITEM NO	(2) SMR CODE	(3) NSN	(4) CAGEC	(5) PART NUMBER	(6) DESCRIPTION AND USABLE ON CODES (UOC)	(7) QTY
GROUP 190 PIPING						
FIG. 1 AIR DRYER ASSEMBLY AND MOUNTING HARDWARE						
1	PAOOO	4440-01-481-6126	78500	R955205	DRIER,AIR-GAS,DISIC	1
2	PAOZZ	4440-01-443-9031	78500	R950011	.CARTRIDGE,DEHYDRATO	1
3	PAOZZ	4820-01-481-4483	78500	R950012	.PARTS KIT,SAFETY INCLUDES	1
DIAPHRAGM,CAP,SPRING,VALVE HOUSING W/O-RING & FILTER,(4) SCREWS						
4	PFOZZ	4820-01-502-8754	78500	S434 100 310 0	.VALVE,CHECK	1
5	PAOZZ	4820-01-443-6639	78500	R950014	.PARTS KIT,VALVE INCLUDES	1
O-RINGS,WASHER,PISTON SEAT,PISTON, SHIMS,VALVE,HEAD,RETAINER RING						
6	PAOZZ	4820-01-481-4485	78500	R950013	.PARTS KIT,SAFETY VALVE INCLUDES ..	1
PLUG,RETAINING RING,COVER,O-RING, SPRING,SEAL						
7	PAOZZ	4820-01-481-4563	78500	R950017	.PARTS KIT,SAFETY INCLUDES	1
O-RING,VALVE BODY,SPRING,WASHER RETAINING RING						
8	PAOZZ	4820-01-481-4556	78500	S2206-D-1226	.VALVE,VENT	1
9	PAOZZ	6150-01-481-6857	78500	SRWABC002	.CABLE ASSEMBLY,SPEC	1
10	PAOZZ	2990-01-444-2368	78500	R950015	.PARTS KIT,HEATER,CO INCLUDES	1
SCREWS,WIRING CONNECTOR,O-RING,WIRE, HEATER,THERMOSTAT,RETAINER						
11	PAOZZ	5310-01-500-4503	03533	219-229	NUT,PLAIN,EXTENDED WASHER	4
12	PAOZZ	5310-01-503-5265	03533	362-51	WASHER,FLAT	3
13	PAOZZ	5310-01-503-4917	03533	361-13	WASHER,LOCK	3
14	PAOZZ	5305-01-503-6416	03533	28-70	SCREW,CAP,HEXAGON	3
15	XDOZZ		03533	32-8695	BRACKET AIR DRYER MOUNTING	1
16	PAOZZ	5306-01-499-0988	03533	25-530	BOLT,MACHINE	4
END OF FIGURE						

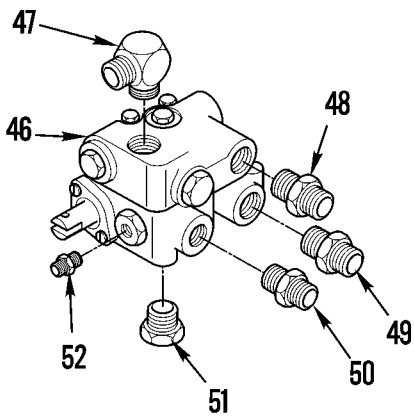
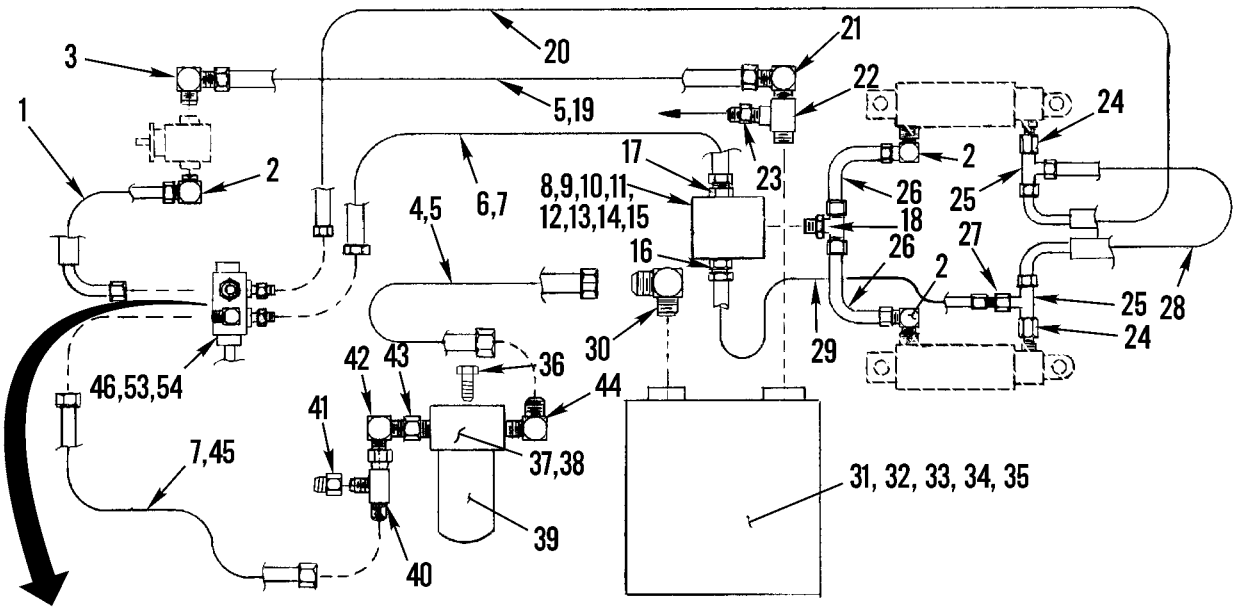


Group 190, Figure 2. Cab Tilt Cylinder and Related Parts

(1) ITEM NO	(2) SMR CODE	(3) NSN	(4) CAGEC	(5) PART NUMBER	(6) DESCRIPTION AND USABLE ON CODES (UOC)	(7) QTY
GROUP 190 PIPING						
FIG. 2 CAB TILT CYLINDER AND RELATED PARTS						
1	PAOZZ	5315-01-503-5281	03533	059-0056	PIN, STRAIGHT, HEADED	1
2	PAOZZ	5310-01-503-4932	03533	362-26	WASHER, FLAT	3
3	PAOZZ	5315-00-236-8359	03533	A60-0078	PIN, COTTER	8
4	PFOZZ	5340-01-503-9388	03533	198-318	LEVER, LOCK-RELEASE	1
5	PAOZZ	2590-01-504-3084	03533	268-372	CABLE PULL, CAB TILT STOP	1
6	XDOZZ		03533	32-8474	BRACKET	1
7	PAOZZ	5306-01-496-0540	03533	25-503	BOLT, MACHINE	4
8	PAOZZ	5310-01-499-3605	03533	219-231	NUT, PLAIN, EXTENDED WASHER	4
9	PAOZZ	5315-01-503-4026	03533	A243-0683	PIN, STRAIGHT, HEADLESS	1
10	PAOZZ		03533	362-28	WASHER, FLAT	3
11	PAOZZ	2510-01-504-0061	03533	201-89	SUPPORT, CAB ASSEMBLY	1
12	PAOZZ		03533	107A-111	ADAPTER, STRAIGHT	3
13	PAOZZ	4730-00-811-1848	96906	MS51527A4P	ELBOW, TUBE TO BOSS	2
14	PAOZZ	4720-01-503-7860	03533	145-849	HOSE ASSEMBLY, NONMETALLIC	1
15	PAOZZ	4720-01-503-7858	03533	145-864	HOSE ASSEMBLY, NONMETALLIC	2
16	PAOZZ	4730-00-247-9105	30780	1-8MR0S	TEE, PIPE	1
17	PAOZZ	3040-01-504-0063	03533	A067-0327	CYLINDER ASSEMBLY, ACTUATING	1
18	PAOZZ	4730-01-503-9925	03533	B107A-0001	ELBOW, PIPE TO TUBE	3
19	PAOZZ	5315-00-282-1448	80205	MS24665-515	PIN, COTTER	1
20	PAOZZ	5310-01-445-7647	53711	122-4322691 P/ N 21	WASHER, FLAT	1

END OF FIGURE

- 15
- 16 thru 18
- 37
- 38 thru 44
- 38
- 39
- 46
- 47 thru 52

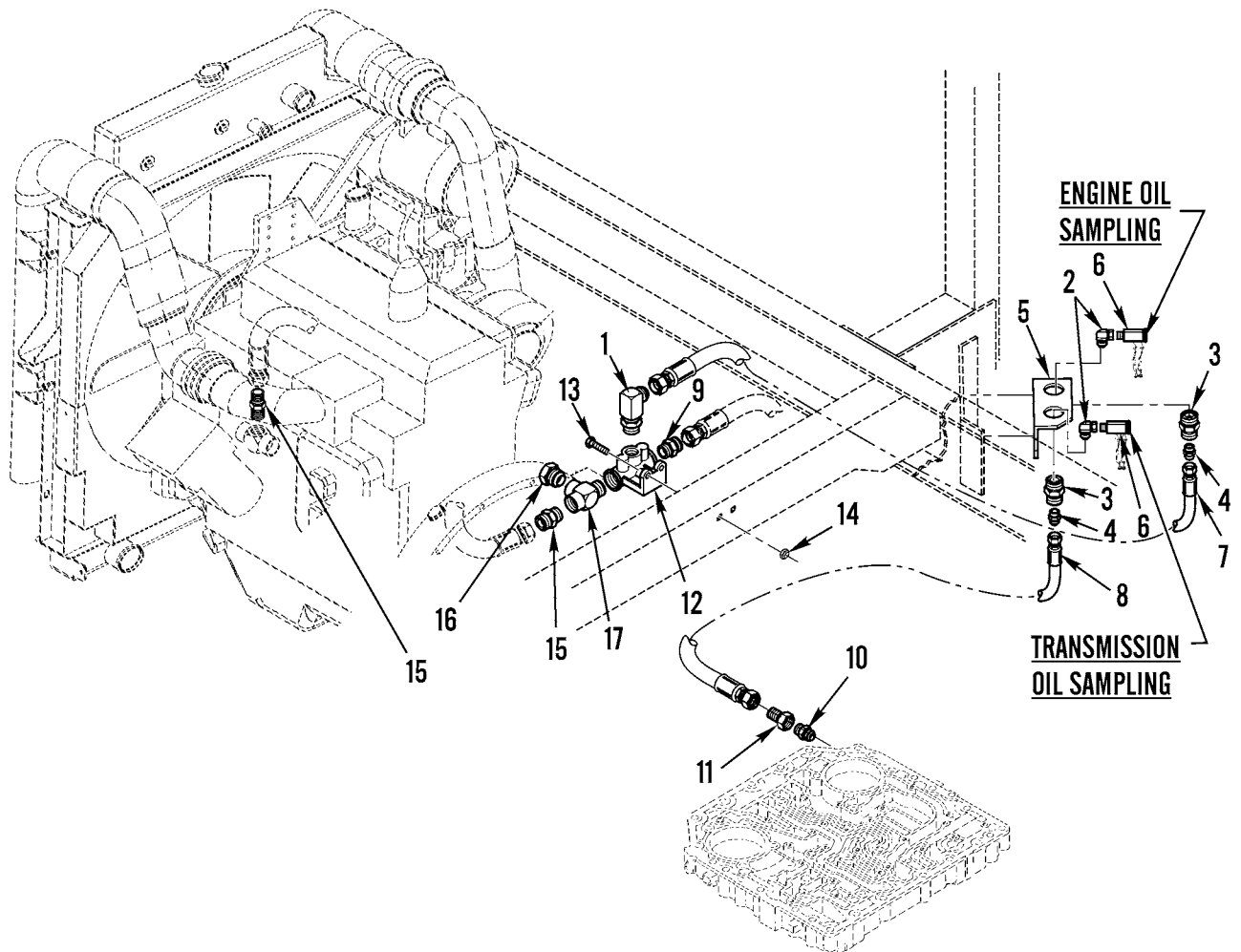


Group 190, Figure 3. Hydraulic Reservoir, Lines, and Fittings

(1) ITEM NO	(2) SMR CODE	(3) NSN	(4) CAGEC	(5) PART NUMBER	(6) DESCRIPTION AND USABLE ON CODES (UOC)	(7) QTY
GROUP 190 PIPING						
FIG. 3 HYDRAULIC RESERVOIR, LINES, AND FITTINGS						
1	PAOZZ	4720-01-503-8684	03533	145B241	HOSE ASSEMBLY, NONMETALLIC	1
2	PAOZZ	4730-01-011-7736	30780	12C5BXS	ELBOW, TUBE TO BOSS	3
3	PAOZZ	4730-00-019-1489	30780	20C5BXS	ELBOW, TUBE TO BOSS	2
4	PAOZZ	4720-01-503-7488	03533	145B370	HOSE ASSEMBLY, NONMETALLIC	1
5	PAOZZ	5340-01-081-3419	45152	2362HX	CLAMP, LOOP	3
6	PAOZZ	4720-01-503-8713	03533	145-3496	HOSE ASSEMBLY, NONMETALLIC	1
7	PAOZZ	5340-00-404-4100	75272	COV2113	CLAMP, LOOP	4
8	XDOZZ		03533	032-8692	BRACKET	1
9	PAOZZ	5306-01-499-0988	03533	25-530	BOLT, MACHINE BRACKET MOUNTING	2
10	PAOZZ	5310-01-500-4503	03533	219-229	NUT, PLAIN, EXTENDED BRACKET MOUNTING	2
11	PAOZZ	5310-01-500-5598	03533	362-24	WASHER, FLAT BRACKET MOUNTING	4
12	PAOZZ	5305-01-503-7457	03533	28-48	SCREW, CAP, HEXAGON VALVE MOUNTING ..	2
13	PAOZZ	5310-00-014-5855	019L2	21NE066	NUT, SELF-LOCKING VALVE MOUNTING ...	2
14	PAOZZ	5310-01-499-2143	03533	362-22	WASHER, FLAT VALVE MOUNTING	4
15	PAOZZ	4820-01-503-8192	03533	349-228	VALVE, FLOW CONTROL LOCKING	1
16	PAOZZ		03533	107A-113	.ADAPTER, STRAIGHT, TUBE	1
17	PAOZZ	4730-00-710-5571	13174	202702-12-12S	.ADAPTER, STRIGHT, TUBE	1
18	PAOZZ		03533	107A-847	.TEE, PIPE	1
19	PAOZZ	4720-01-504-2027	03533	145B1973	HOSE ASSEMBLY, NONMETALLIC	1
20	PAOZZ	4720-01-503-6389	03533	145-3493	HOSE ASSEMBLY, NONMETALLIC	1
21	PAOZZ	4730-01-181-0092	30780	20-24CTX-S	ELBOW, PIPE TO TUBE	1
22	PAOZZ	4730-01-505-4705	22031	5602-24-24-24	TEE, PIPE	1
23	PAOZZ	4730-01-423-9187	01276	2021-24-16S	ADAPTER, STRAIGHT, PIPE	1
24	PAOZZ	4730-01-156-4835	30780	8F5BX-S	ADAPTER, STRAIGHT, TUBE	2
25	PAOZZ	4730-00-491-4983	03533	107A-229	TEE, TUBE	2
26	PAOZZ	4720-01-503-8685	03533	145-3219	HOSE ASSEMBLY, NONMETALLIC	2
27	PAOZZ	4730-01-504-0474	03533	107A-0891	REDUCER, TUBE	1
28	PAOZZ	4720-01-504-1154	03533	145B-0553	HOSE ASSEMBLY, NONMETALLIC	1
29	PAOZZ	4720-01-503-8679	03533	145B1147	HOSE ASSEMBLY, NONMETALLIC	1
30	PAOZZ	4730-00-231-3023	96906	MS20822-20	ELBOW, PIPE TO TUBE	1
31	PAOZZ	4320-01-503-6836	03533	325-155	RESERVOIR, HYDRAULIC	1
32	PAOZZ	4730-01-503-7837	03533	109-15	PLUG, PIPE	1

(1) ITEM NO	(2) SMR CODE	(3) NSN	(4) CAGEC	(5) PART NUMBER	(6) DESCRIPTION AND USABLE ON CODES (UOC)	(7) QTY
33	PAOZZ	4730-01-507-7383	03533	109-16	PLUG,PIPE	1
34	PAOZZ	5306-01-496-0540	03533	25-503	BOLT,MACHINE RESERVOIR MOUNTING ...	4
35	PAOZZ	5310-01-495-9476	03533	219-231	NUT,PLAIN,EXTENDED WASHER	4
					RESERVOIR MOUNTING	
36	PAOZZ	5306-01-509-4707	03533	310-147	BOLT,MACHINE FILTER MOUNTING	2
37	PAOZZ	2910-01-503-5275	03533	102D-78	FILTER,FLUID	1
38	XDOZZ		03533	102A-274	.HEAD,FILTER INCLUDES ELEMENT	1
39	PAOZZ	4330-01-104-6341	60827	LE-10	..FILTER ELEMENT,FLUID	1
40	PAOZZ	4730-01-341-4902	01276	203102-16-16S	.TEE,TUBE	1
41	XDOZZ		03533	107A-927	.ADAPTER,STRAIGHT	1
42	PAOZZ	4730-01-492-7689	01276	2062-16-16S	.ELBOW,TUBE TO BOSS	1
43	PAOZZ	4730-01-289-9564	01276	FF1010-2016S	.ADAPTER,STRAIGHT	1
44	PAOZZ	4730-00-019-1489	30780	20C5BXS	.ELBOW,TUBE TO BOSS	1
45	PAOZZ	4720-01-503-7898	03533	145B477	HOSE ASSEMBLY,NONMETALLIC	1
46	PAOZZ	4810-01-503-8218	03533	349F126	VALVE,FLOW CONTROL,LOCKING	1
47	PAOZZ	4730-00-021-1767	30780	16-12C5BXS	.ELBOW,TUBE TO BOSS	1
48	PAOZZ	4730-00-710-5571	96906	MS51525A12	.ADAPTER,STRAIGHT,TUBE	1
49	PAOZZ	4730-00-186-3845	81343	10-8070120CA	.ADAPTER,STRAIGHT,TUBE	1
50	PAOZZ	4730-01-096-9138	01276	202702-10-12S	.ADAPTER,STRAIGHT,TUBE	1
51	PAOZZ	5365-01-509-5344	03533	125-139	.PLUG,MACHINE THREAD	1
52	PAOZZ	4730-01-508-1227	03533	107A-54	.ADAPTER,STRAIGHT,PIPE	1
53	PAOZZ	5306-01-503-6508	03533	28-30	BOLT,MACHINE VALVE MOUNTING	3
54	PAOZZ	5310-01-503-5329	03533	219-243	NUT,PLAIN,EXTENDED VALVE MOUNTING .	3

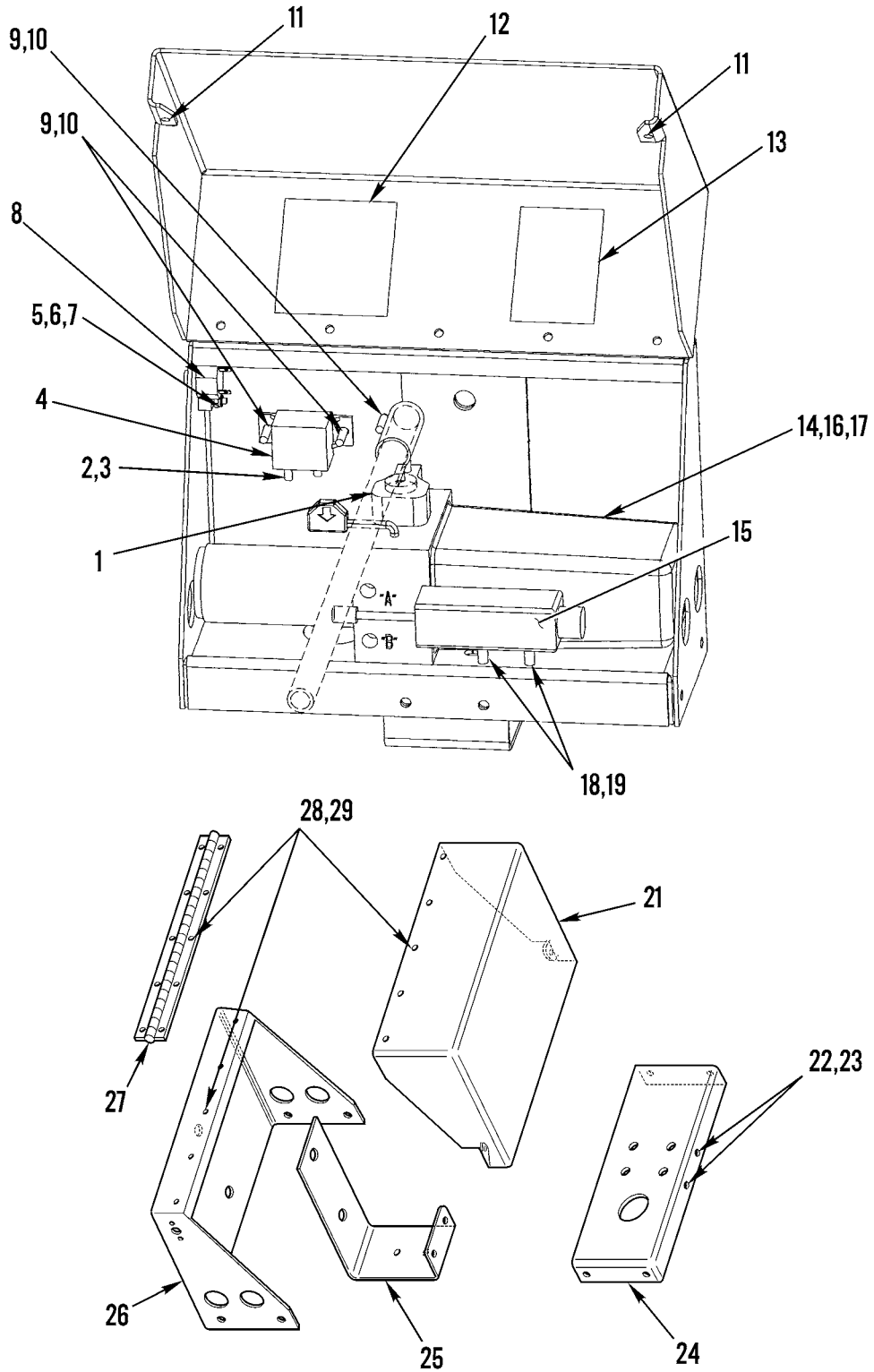
END OF FIGURE



Group 190, Figure 4. Oil Sampling Valves and Related Parts

(1) ITEM NO	(2) SMR CODE	(3) NSN	(4) CAGEC	(5) PART NUMBER	(6) DESCRIPTION AND USABLE ON CODES (UOC)	(7) QTY
GROUP 190 PIPING						
FIG. 4 OIL SAMPLING VALVES AND RELATED PARTS						
1	PAOZZ	4730-01-051-9840	56642	10714	ELBOW,PIPE TO TUBE	1
2	PAOZZ	4730-00-725-3664	30780	1095-2-2S	ELBOW,PIPE	2
3	PAOZZ	4730-00-574-8807	10988	217-226	COUPLING,PIPE	2
4	PAOZZ	4730-00-677-1289	79470	9100473	ADAPTER,STRAIGHT,PIPE	2
5	XDOZZ		03533	32-8779	BRACKET	1
6	PAOZZ	4820-01-503-8161	03533	207-2365	COCK,DRAIN ENGINE AND TRANSMISSION	2
7	PAOZZ	4720-01-508-9364	03533	145B-0619	HOSE ASSEMBLY,NONMETALLIC	1
8	PAOZZ	4720-01-503-9130	03533	145-964	HOSE ASSEMBLY,NONMETALLIC	1
9	PAOZZ	4730-01-230-6879	09990	110B04X02	BUSHING,PIPE	1
10	PAOZZ	4730-01-046-4034	30780	0503-12-8	ADAPTER,STRAIGHT,TUBE	2
11	PAOZZ	4730-00-647-3343	79470	8486488	REDUCER,TUBE	1
12	PAOZZ	4730-00-585-8993	06853	231379	TEE,PIPE	1
13	PAOZZ	5305-01-503-7812	03533	310-134	SCREW,CAP,HEXAGON	2
14	PAOZZ	5310-00-010-8415	019L2	21NE048	NUT,SELF-LOCKING,HEXAGON	2
15	PAOZZ	4730-01-508-1227	03533	107A-54	ADAPTER,STRIGHT,PIPE	2
16	PAOZZ	4730-01-230-6879	09990	110B04X02	BUSHING,PIPE	1
17	PAOZZ	4730-00-277-9615	93061	2225P-4	TEE,PIPE	1
END OF FIGURE						

14	20
15	21 thru 29



Group 190, Figure 5. Cab Tilt Pump Assembly and Mounting Hardware

(1) ITEM NO	(2) SMR CODE	(3) NSN	(4) CAGEC	(5) PART NUMBER	(6) DESCRIPTION AND USABLE ON CODES (UOC)	(7) QTY
GROUP 190 PIPING						
FIG. 5 CAB TILT PUMP ASSEMBLY AND MOUNTING HARDWARE						
1	XDOZZ		07505	PP757900	PLUG, PIPE	1
2	PAOZZ	5305-00-984-6189	80205	MS35206-241	SCREW, MACHINE	2
3	PAOZZ	5310-01-503-5352	03533	217C-8	NUT, PLAIN, HEXAGON	2
4	PAOZZ	5945-01-503-5987	03533	275-58	RELAY, SOLID STATE	1
5	PAOZZ	5305-01-503-7842	03533	209F42	SCREW, MACHINE	2
6	PAOZZ	5310-01-499-1869	03533	219-74	NUT, SELF-LOCKING, HE	2
7	PAOZZ	5310-01-522-3504	03533	361-7	WASHER, LOCK	2
8	PAOZZ	5925-00-173-7651	82647	PDM-40	CIRCUIT BREAKER	1
9	PAOZZ	5310-00-010-8415	72962	NE11-048-21	NUT, SELF-LOCKING, HE	2
10	PFOZZ		03533	361-9	WASHER, LOCK	2
11	XDOZZ		03533	131-49	GROMMET, NONMETALLIC	2
12	PFOZZ		03533	245K-4	PLATE, INSTRUCTION WARNING, CAB RAISE AND LOWER	1
13	XDOZZ		03533	245-727	PLATE, INSTRUCTION CAB TILT	1
14	PAOZZ	4320-01-503-7447	07505	EP35013300	PUMP UNIT, RECIPROCATING	1
15	PAOZZ		07505	KE3503	. SWITCH ASSEMBLY, PUMP	2
16	PAOZZ	5310-01-500-4223	03533	361-11	WASHER, LOCK	2
17	PAOZZ	5306-01-499-5763	03533	28-39	BOLT, MACHINE	2
18	PAOZZ	5310-01-500-5805	03533	361-10	WASHER, LOCK	2
19	PAOZZ	5310-01-509-3813	03533	219-61	NUT, SELF-LOCKING, HE	2
20	XDOZZ		03533	32-8616	BRACKET ASSEMBLY	1
21	XDOZZ		03533	282-7361	. COVER, ACCESS	1
22	PAOZZ	5306-01-500-2004	03533	310-97	. BOLT, MACHINE	6
23	PAOZZ	5310-01-503-5329	03533	219-243	. NUT, PLAIN, EXTENDED	6
24	XDOZZ		03533	282-7309	. SHELF, PUMP MOUNTING	1
25	XDOZZ		03533	32V-79	. BRACKET, FILTER	1
26	XDOZZ		03533	282-7308	. BRACKET	1
27	PAOZZ	2510-01-509-9236	03533	14-196	. HINGE, HOOD, VEHICULAR	1
28	PAOZZ	5305-01-500-4617	03533	310-86	. SCREW, MACHINE	10
29	PAOZZ	5310-01-500-4947	03533	219-242	. NUT, PLAIN, EXTENDED	10
END OF FIGURE						

(1) ITEM NO	(2) SMR CODE	(3) NSN	(4) CAGEC	(5) PART NUMBER	(6) DESCRIPTION AND USABLE ON CODES (UOC)	(7) QTY
					GROUP 94 REPAIR KITS	
					GROUP 9401 REPAIR KITS	
					FIG. KITS	
PAFZZ	3120-99-835-1147	K0192	17898/52		PARTS KIT, BEARING	2
					CONE, BEARING (2) 2-19	
					CUP, BEARING (2) 2-18	
PAFZZ	3120-99-297-6633	K0192	17898/66		PARTS KIT, BEARING	2
					CONE, BEARING (2) 2-64	
					CUP, BEARING (2) 2-63	
PAHZZ	3120-99-159-9228	K0192	17898/12		PARTS KIT, BEARING	1
					CONE, BEARING (1) 3-8	
					CUP, BEARING (1) 3-7	
PAHZZ	3120-99-887-4094	K0192	17898/14		PARTS KIT, BEARING	1
					CONE, BEARING (1) 3-13	
					CUP, BEARING (1) 3-12	
PAHZZ	3120-99-236-1596	K0192	17898/47		PARTS KIT, BEARING	2
					CONE, BEARING (2) 3-24	
					CUP, BEARING (2) 3-23	
PAOZZ	2530-01-065-8476	26151	359-5995		PARTS KIT, AXLE, VEHICULAR, NONDRIVING	2
					GASKET (1) 3-6	
					GASKET, WINDOW RING (1) 3-4	
					PLUG, VENT (1) 3-17	
					WINDOW, HUB CAP (1) 3-5	
PAFZZ	2930-01-332-9887	75418	4043-41130-01		PARTS KIT, CYLINDER	1
					CYLINDER, FAN (1) 3-4	
					CLUTCH	
					NUT, SELF-LOCKING (1) 3-2	
					O-RING (1) 3-5	
					O-RING (1) 3-6	
					O-RING (1) 3-7	
					SEAL, PLAIN (1) 3-8	
					WASHER, FLAT (1) 3-3	
PAOZZ	4330-01-425-7701	73342	29540494		PARTS KIT, FLUID PRESSURE	1
					FILTER, FLUID (2) 12-114	
					GASKET (2) 12-117	
					O-RING (1) 12-111	
					O-RING (2) 12-115	
					O-RING (2) 12-116	

(1) ITEM NO	(2) SMR CODE	(3) NSN	(4) CAGEC	(5) PART NUMBER	(6) DESCRIPTION AND USABLE ON CODES (UOC)	(7) QTY
	PAFZZ	2520-01-441-1736	75418	1033-08250-01	PARTS KIT, FRICTION CLUTCH	1
					LINING, FRICTION (1) 3-12	
					SCREW, MACHINE (6) 3-14	
					END OF FIGURE	

(1) ITEM NO	(2) SMR CODE	(3) NSN	(4) CAGEC	(5) PART NUMBER	(6) DESCRIPTION AND USABLE ON CODES (UOC)	(7) QTY
					GROUP 95 GENERAL USE STANDARDIZED PART	
					GROUP 9501 HARDWARE SUPPLIES AND BULK MATERIAL, COMMON	
					FIG. BULK	
PAOZZ	5975-01-460-9996	77060	R-64498		CONDUIT, NONMETALLIC	V
PAOZZ	5975-01-478-0673	77060	R-68235		CONDUIT, NONMETALLIC	V
PAOZZ	5975-01-461-1433	77060	R-68237		CONDUIT, NONMETALLIC	V
PAOZZ	5975-01-421-9718	24617	R-68238		CONDUIT, NONMETALLIC	V
PAOZZ	4720-01-132-7124	58536	A52426-1C BULK		HOSE, NONMETALLIC	V
PAOZZ	4720-00-076-3428	21868	3365-16400		HOSE, NONMETALLIC	V
PAOZZ	4720-01-500-0631	03533	A357-3		HOSE, NONMETALLIC	V
PAOZZ	4720-01-057-0550	59556	080-90013- 689		HOSE, NONMETALLIC	V
PAOZZ	4720-01-500-0627	03533	A357-1		HOSE, NONMETALLIC	V
PAOZZ	4720-01-014-4915	06853	246115		HOSE, NONMETALLIC	V
PAOZZ	4720-01-180-5152	85757	3250-0612		HOSE, NONMETALLIC	V
PAOZZ	4720-01-179-2939	85757	3250-0616		HOSE, NONMETALLIC	V
PAOZZ	4720-01-179-2938	85757	3250-0613		HOSE, NONMETALLIC	V
PAOZZ	4720-01-500-0636	03533	A357-8		HOSE, NONMETALLIC	V
PAOZZ	4720-01-009-9058	19207	CPR104420-4		HOSE, NONMETALLIC	V
PAOZZ	4720-00-481-9390	01276	FC647-04BLK		HOSE, NONMETALLIC	V
PAOZZ	4720-01-500-0634	03533	A357-5		HOSE, NONMETALLIC	V
PAOZZ	4720-01-500-0641	03533	A357-19		HOSE, NONMETALLIC	V
PAOZZ	4720-01-500-0639	03533	A357-10		HOSE, NONMETALLIC	V
PAOZZ	4720-01-500-0643	03533	A357-22		HOSE, NONMETALLIC	V
PAOZZ	4720-01-500-2806	03533	A145-614		HOSE, NONMETALLIC	V
PAOZZ	5330-01-503-7893	03533	284A59		RUBBER STRIP	V
PAOZZ	5330-01-509-1516	03533	284A-188		SEAL, NONMETALLIC	V
XDOZZ		03533	284A-257		SEAL, NONMETALLIC	V
PAOZZ		03533	184A-194		SEAL, NONMETALLIC	V
PAOZZ		03533	284A-172		SEAL, NONMETALLIC	V
PAOZZ	5330-01-499-1862	03533	284A-0185		SEAL, NONMETALLIC, SPECIAL SHAPED ... SECT	V

BULK-1

(1) ITEM NO	(2) SMR CODE	(3) NSN	(4) CAGEC	(5) PART NUMBER	(6) DESCRIPTION AND USABLE ON CODES (UOC)	(7) QTY
	PAOZZ	5330-01-499-2805	03533	284A-0194	SEAL, NONMETALLIC, SPECIAL SHAPED ... SECT	V
	PAOZZ	5330-01-499-1864	03533	284A-0051	SEAL, NONMETALLIC, SPECIAL SHAPED ... SECT	V
	PAOZZ	5330-01-499-1867	03533	284A-0055	SEAL, NONMETALLIC, SPECIAL SHAPED ... SECT	V
	PAOZZ	5330-01-509-1510	2L480	SD-503	SEAL, NONMETALLIC, SPECIAL SHAPED ... SECT	V
	PAOZZ	4720-01-503-9158	03533	357-2	TUBING, NONMETALLIC	V
	PAOZZ	4720-01-503-9332	03533	357-27	TUBING, NONMETALLIC	V
	PAOZZ	4720-01-503-9165	03533	357-17	TUBING, NONMETALLIC	V
	PAOZZ	4720-01-503-7205	03533	357-11	TUBING, NONMETALLIC	V
END OF FIGURE						

CROSS-REFERENCE INDEX

PART NUMBER INDEX

CAGEC	PART NUMBER	NSN	GROUP	FIG	ITEM
03533	A004A-0038		080	01	1
03533	A024-0041	5306-01-499-1019	140	01	47
03533	A028-0039	5306-01-499-5763	140	06	14
03533	A028-0079	5306-01-499-1038	140	01	38
03533	A046-0559		140	01	26
03533	A047-0239	2530-01-496-4016	070	05	15
03533	A048A-0152	2520-01-496-9263	070	05	16
03533	A050A-0055	2530-01-496-4025	080	01	2
03533	A060-0127	5315-01-498-9969	140	01	31
03533	A067-0327	3040-01-504-0063	190	02	17
03533	A104-103	4730-01-499-5071	150	03	45
03533	A104-105	4730-01-499-9176	150	05	12
03533	A107A-448		020	06	33
03533	A109-3	4730-01-500-2476	150	03	46
03533	A109-4	4730-01-500-2479	150	03	28
03533	A110-85	4730-01-500-2796	150	03	47
03533	A113-180	4730-01-499-5318	150	03	18
03533	A124A-14		060	04	6
03533	A128-161	5330-01-513-8503	020	06	29
03533	A138-1	6110-01-503-6166	150	06	1
03533	A139F-20	6680-01-503-6544	170	07	10
03533	A139H-10	6680-01-503-6546	170	07	81
03533	A139J-190	6680-01-499-9057	070	04	7
03533	A144-84	4720-01-500-2809	150	03	26
03533	A145-1644	4720-01-499-6681	110	04	4
03533	A145-2084	4720-01-503-7605	020	06	6
03533	A145-2645	4720-01-499-6679	110	04	2
03533	A145-2761	4720-01-499-6670	110	04	3
03533	A145-614	4720-01-500-2806	095	BULK	
03533	A145-672-11		140	012	39
03533	A145-672-194		140	012	36
03533	A145B-1135	4720-01-499-6668	070	03	13
03533	A146-0110	4720-01-499-6026	060	01	11

CROSS-REFERENCE INDEX

PART NUMBER INDEX

CAGEC	PART NUMBER	NSN	GROUP	FIG	ITEM
03533	A153-3	6350-01-503-4492	170	06	1
03533	A153-30	6350-01-503-4489	160	010	1
03533	A184G-62		070	01	1
03533	A184R-4	5340-01-514-7829	120	01	1
03533	A184X-37	2815-01-498-8192	070	01	2
03533	A191-33	6240-01-503-4415	150	05	74
03533	A191-340	6240-01-503-4440	170	015	4
03533	A191-47	6250-01-503-4480	150	05	73
03533	A191D-205	6220-01-503-6325	170	07	25
03533	A191D-36	6240-01-503-4444	170	07	23
03533	A191G-1	6220-01-503-6317	170	014	15
03533	A195-192	2530-01-496-4002	080	04	15
03533	A207-2102	5340-01-499-1728	040	01	14
03533	A211-0152	2540-01-500-3550	140	09	1
03533	A217C-17	5310-01-499-1818	040	01	21
03533	A23-83	5306-01-500-4624	040	01	18
03533	A24-3	5306-01-499-1694	140	019	6
03533	A243-0504	5315-01-500-4910	140	01	29
03533	A243-0683	5315-01-503-4026	190	02	9
03533	A24-39	5306-01-499-1706	070	04	4
03533	A24-39	5306-01-499-1706	170	016	2
03533	A24-5	5306-01-499-1046	150	03	38
03533	A245-707		160	012	4
03533	A245J-90		170	07	58
03533	A245J-91		170	07	59
03533	A25-528	5306-01-499-1724	110	01	21
03533	A25-530	5306-01-499-5694	020	01	20
03533	A25-551	5306-01-499-1800	110	01	19
03533	A25-638	5306-01-499-1878	110	01	25
03533	A25-646	5306-01-499-1653	070	01	3
03533	A25-713	5306-01-499-1627	110	01	6
03533	A25-788	5306-01-499-1768	070	01	6
03533	A25-793	5306-01-499-1765	070	01	5
03533	A260C-99	3040-01-498-8198	120	02	1
03533	A268-370	5325-01-498-9964	110	01	7

CROSS-REFERENCE INDEX

PART NUMBER INDEX

CAGEC	PART NUMBER	NSN	GROUP	FIG	ITEM
03533	A275-54	5945-01-499-8496	140	013	19
03533	A28-0042	5306-01-499-1015	060	01	32
03533	A280A-85	2530-01-498-8197	110	01	1
03533	A284-417	5365-01-499-1322	110	03	4
03533	A285J-0008	5365-01-499-2245	140	01	40
03533	A294-0067		140	01	51
03533	A302006		070	05	3
03533	A303-0264	2930-01-499-8519	060	03	5
03533	A308J-0002	5905-01-503-6350	170	07	11
03533	A309-31	5307-01-499-5675	150	04	2
03533	A310-0063	5305-01-500-1735	070	05	12
03533	A310-104	5306-01-499-0548	160	03	16
03533	A310-137	5306-01-499-1692	140	010	9
03533	A310-64	5305-01-499-2138	170	015	6
03533	A310-87	5306-01-499-5689	020	06	20
03533	A310-87	5306-01-499-5689	070	05	10
03533	A310-87	5306-01-499-5689	140	018	12
03533	A310-87	5306-01-499-5689	150	02	6
03533	A310-87	5306-01-499-5689	160	01	18
03533	A310-87	5306-01-499-5689	160	05	8
03533	A32-2082		150	06	12
03533	A32-2088		150	06	13
03533	A32-714		150	04	14
03533	A32-8557		060	04	11
03533	A32B-73		150	04	7
03533	A339-33	2530-01-498-9688	110	01	12
03533	A33F-71	5340-01-499-9942	070	04	1
03533	A340-0061	6110-01-503-6172	170	09	1
03533	A346-0316		150	01	1
03533	A346-38		160	011	3
03533	A346D-6	4820-01-503-8262	150	05	62
03533	A348-4	4820-01-426-7890	020	06	34
03533	A352B-0006	5340-01-500-7833	060	01	26
03533	A353-16		160	011	7
06853	A357-0004-10		150	05	52

CROSS-REFERENCE INDEX

PART NUMBER INDEX

CAGEC	PART NUMBER	NSN	GROUP	FIG	ITEM
85757	A357-0007-10		150	05	51
03533	A357-0027-3		150	05	50
85757	A357-0028-10		150	05	47
03533	A357-1	4720-01-500-0627	095	BULK	
03533	A357-10	4720-01-500-0639	095	BULK	
03533	A357-10-36		150	03	8
03533	A357-10-4		150	03	55
03533	A357-10-8		150	03	21
03533	A357-10-9		150	03	36
03533	A357-1-15		150	06	7
03533	A357-1-2		150	03	53
03533	A357-19	4720-01-500-0641	095	BULK	
03533	A357-19-12		150	03	19
03533	A357-22	4720-01-500-0643	095	BULK	
03533	A357-22-11		150	03	15
03533	A357-22-2		150	03	56
03533	A357-22-36		150	03	6
03533	A357-22-8		150	03	68
03533	A357-3	4720-01-500-0631	095	BULK	
03533	A357-3-15		150	03	43
03533	A357-3-5		020	06	7
06853	A357-4-30		150	03	4
03533	A357-5	4720-01-500-0634	095	BULK	
03533	A357-5-14		150	03	34
03533	A357-5-30		150	03	16
03533	A357-5-7		150	03	35
03533	A357-7-24		150	03	17
03533	A357-8	4720-01-500-0636	095	BULK	
03533	A357-8-1		150	05	70
03533	A361-12	5310-01-499-1794	040	01	20
03533	A361-92	5310-01-499-1853	070	01	4
03533	A361-92	5310-01-499-1853	170	09	7
03533	A362-16	5310-01-499-2139	150	03	13
03533	A362-67	5310-01-499-1853	020	06	32
03533	A366-1657	6150-01-503-6388	170	07	46

CROSS-REFERENCE INDEX

PART NUMBER INDEX

CAGEC	PART NUMBER	NSN	GROUP	FIG	ITEM
03533	A366-1743	6150-01-503-6490	170	013	10
03533	A366-1744	6150-01-503-6820	170	013	9
03533	A367-182	5310-01-499-1846	110	03	7
03533	A40-7	6350-01-503-4486	170	07	34
03533	A41-176	2540-01-498-8199	140	010	1
58536	A52426-1C BULK	4720-01-132-7124	095	BULK	
03533	A55-50	5340-01-499-1752	050	01	4
03533	A56-100	5340-01-499-7191	150	03	60
03533	A56-100	5340-01-499-7191	150	04	5
03533	A56-100	5340-01-499-7191	170	010	3
03533	A56-105		150	04	6
03533	A56-105		170	010	5
03533	A56-127	5340-01-499-4168	150	04	12
03533	A56-146	5340-01-499-4181	150	04	11
03533	A56-201	5340-01-111-1509	170	010	8
03533	A56-39	5340-01-499-7186	150	04	4
03533	A56-96	5340-01-504-3293	170	07	49
03533	A56-99	5340-01-504-2858	170	010	6
03533	A58-0055	4730-01-499-5444	060	01	16
03533	A58-44	4730-01-500-3123	140	012	38
03533	A60-0078	5315-00-236-8359	190	02	3
03533	A63-347		110	03	6
03533	A63B-12		170	07	53
03533	A74-0041		150	05	30
03533	A74-10		150	02	13
03533	A74-88	4730-01-498-8200	150	02	16
03533	A74-88	4730-01-498-8200	150	05	35
03533	A91-0068	4730-01-499-5344	060	01	35
58536	AA55569/01-007	5920-01-123-5211	170	01	19
98660	AC1000-16	4730-01-718-2621	140	016	17
46717	AC-1-355	4730-00-231-3012	040	02	1
80204	AMSE B16.15	4730-00-011-2578	150	05	69
03533	A056-0203	5340-01-499-9813	070	05	13
71400	ATC-1	5920-01-487-5516	160	01	17
03533	B032-4607		140	01	54

CROSS-REFERENCE INDEX

PART NUMBER INDEX

CAGEC	PART NUMBER	NSN	GROUP	FIG	ITEM
03533	B032-4608		140	01	52
03533	B102-0712	2510-01-499-1382	140	06	1
03533	B106A-52	4140-01-503-6151	020	06	1
03533	B107A-0001	4730-01-503-9925	190	02	18
03533	B132D-0160	2540-01-499-9987	140	06	9
03533	B132D-0160	2540-01-499-9987	140	07	10
80204	B1821BH038C200N	5305-00-782-9489	110	01	15
80204	B1821BH063C250N	5305-00-724-7224	115	01	1
03533	B207-2357	2930-01-500-2469	140	014	1
03533	B243-0672	5340-01-503-7469	160	06	20
03533	B243-0698	5340-01-503-5292	160	06	8
03533	B294A-11	5340-01-499-9889	040	01	13
03533	B303-0261	2930-01-499-5958	060	03	4
03533	B308D-24	6220-01-503-4494	170	07	79
03533	B310-86	5306-01-499-5691	140	014	4
03533	B319D-307	4710-01-499-5392	060	01	12
03533	B319E-0399	4710-01-499-5391	060	01	18
03533	B32P-136		040	01	8
03533	B339-12		110	03	1
03533	B365-1405	6150-01-503-5659	020	06	14
03533	B44-86	5340-01-499-8214	110	01	8
03533	B52H		140	013	10
K7766	BS1486:PART1	4730-99-202-9067	090	02	33
K7766	BS1486:PART1-12	4730-99-942-7808	090	02	34
K7766	BS1574	5315-99-433-4061	090	02	23
K7766	BS1574	5315-99-575-0837	090	02	39
K7766	BS1574	5315-99-895-7610	090	03	35
K7766	BS1768	5305-99-941-0523	090	02	38
K7766	BS1768	5306-99-777-0069	090	02	54
K7766	BS1768	5310-99-941-0818	090	02	42
K0640	BS1806-BS128	5331-99-202-9107	090	02	28
0KAW7	BXBL1824D4V	2530-01-499-9985	110	01	14
75272	C0V0909	5340-00-385-8820	150	01	7
75272	C0V2113	5340-00-404-4100	170	010	7
03533	C210-151		050	01	1

CROSS-REFERENCE INDEX

PART NUMBER INDEX

CAGEC	PART NUMBER	NSN	GROUP	FIG	ITEM
03533	C262B-61	2510-01-504-2960	160	06	6
03533	C313-5	5430-01-497-9981	150	03	49
03533	C32E-184	6160-01-504-3426	170	04	9
03533	C32F-447		140	018	14
03533	C32Y-125		110	01	18
03533	C33A-0168		115	01	2
79470	C3609X4	4730-00-088-8666	150	03	67
03533	C365-1308	6150-01-503-6403	170	017	3
03533	C367A-5	2540-01-498-8196	140	018	6
06495	CD10-A1006-M1SX	2520-01-503-9337	180	01	1
75272	COV2113	5340-00-404-4100	070	03	4
75272	COV2113	5340-00-404-4100	190	03	7
75272	COV-3313	5340-01-081-3419	070	03	11
19207	CPR104420-4	4720-01-009-9058	095	BULK	
7Z588	CT 175L	4730-01-329-9142	060	01	9
7Z588	CT 250L	4730-01-329-9151	060	01	10
0NM27	CW423560		160	06	14
0NM27	CW453560		160	06	13
03533	CYT-DL		140	013	3
03533	CYT-LL-B		140	013	11
0NM27	D3560E	4810-01-503-8222	160	06	11
21969	DIN933-M10				
21969	DIN933-M10X25- 8.8-B3B	5306-01-338-3981	070	06	19
21969	DIN933-M10X25- 8.8-B3B	5306-01-338-3981	070	09	11
73342	E005830	2520-01-498-8189	070	02	1
82484	E-104-022	2540-01-529-2390	140	018	9
73342	ECB00CW1	2520-01-501-0032	070	02	5
07505	EP35013300	4320-01-503-7447	190	05	14
30226	EX-160-J		140	09	5
01276	FC647-04BLK	4720-00-481-9390	095	BULK	
01276	FF1010-2016S	4730-01-289-9564	190	03	43
U0027	FH2611	2520-99-520-1747	090	02	48
U0027	FH2611	2520-99-520-1747	090	03	33

CROSS-REFERENCE INDEX

PART NUMBER INDEX

CAGEC	PART NUMBER	NSN	GROUP	FIG	ITEM
03533	FT0168		140	013	4
03533	FT0169		140	013	5
18265	G092401	2940-01-503-4916	020	02	1
08805	GE53	6240-00-013-1282	070	05	5
01276	GG108-NP12-27	4730-01-480-3668	020	06	18
01276	GG108-NP12-27	4730-01-480-3668	150	06	14
82484	GW-123-5-SF		140	018	7
81718	H2525M	5310-00-637-9541	170	04	25
08806	H6054	6240-01-180-9022	170	017	7
60038	HM212011	3110-00-293-8997	080	03	12
60038	HM212049	3110-00-293-8998	080	03	13
55752	IN F830	4330-01-371-9777	040	02	10
24161	K080839	3030-01-503-6360	020	06	45
07505	KE3503		190	05	15
46717	L-6990-1	4730-00-044-4689	150	05	17
60827	LE-10	4330-01-104-6341	190	03	39
83600	LE62112B	2090-01-479-1921	140	019	8
24956	LK721014	2540-00-006-6289	140	019	13
K0192	LR9952/60G	2530-99-455-5408	090	02	25
46717	LT306-1	5310-01-157-6858	140	018	16
46717	LT306-1	5310-01-157-6858	170	01	5
80205	MS15795-813	5310-01-389-7014	020	03	20
80205	MS16562-131	5315-00-898-9823	160	05	10
96906	MS20822-20	4730-00-231-3023	190	03	30
80205	MS24665-498	5315-00-849-9854	160	07	4
80205	MS24665-515	5315-00-282-1448	190	02	19
80205	MS24665-628	5315-00-846-0126	160	09	9
81343	MS3367-1-9	5975-00-074-2072	150	02	5
81343	MS3367-1-9	5975-00-074-2072	170	07	45
80205	MS35206-241	5305-00-984-6189	190	05	2
96906	MS51523A10	4730-01-024-0915	020	06	27
96906	MS51525A12	4730-00-710-5571	190	03	48
96906	MS51527A4P	4730-00-811-1848	190	02	13
96906	MS51845-1	4730-00-249-3882	150	05	75
96906	MS51968-8	5310-00-732-0559	020	03	22

CROSS-REFERENCE INDEX

PART NUMBER INDEX

CAGEC	PART NUMBER	NSN	GROUP	FIG	ITEM
80205	MS90726-57	5305-00-269-2800	170	04	26
58429	N11171	4730-00-720-5002	150	02	12
58429	N11171	4730-00-720-5002	150	05	29
06721	N12488	4820-00-863-4305	150	03	11
98343	N-13526-AJ	4820-01-468-2016	150	02	3
98343	N-13526-AJ	4820-01-468-2016	150	03	54
76761	N1509-3	6115-01-504-0680	170	02	1
03533	N15285M		150	05	68
06721	N20415PA	4730-00-595-0083	150	05	25
06721	N20415PA	4730-00-595-0083	150	07	6
76761	N3217	6110-01-506-8086	170	02	29
76761	N7401	2920-01-399-0794	170	02	43
76761	N7429	6105-01-423-0136	170	02	33
76761	N7431	6115-01-423-0138	170	02	30
76761	N7454		170	02	20
76761	N7455		170	02	32
76761	N9014	5306-01-179-3346	170	02	15
76761	N9015	5310-01-046-0186	170	02	16
76761	N9062	5310-01-232-1363	170	02	11
76761	N9063	5310-01-050-6565	170	02	42
76761	N9092	5310-01-390-5105	170	02	41
76761	N9099	5310-01-165-1312	170	02	13
76761	N9256	5325-01-136-4880	170	02	19
76761	N9260	5325-01-136-7662	170	02	35
76761	N9334	5970-01-231-1622	170	02	21
76761	N9338	5310-01-232-1362	170	02	39
76761	N9343	5310-01-232-6617	170	02	22
76761	N9378		170	02	10
76761	N9385	3110-01-348-4867	170	02	36
76761	N9410	5310-01-348-8398	170	02	24
76761	N9416	5310-01-348-8360	170	02	2
76761	N9451	5315-01-348-6880	170	02	34
76761	N9455	5310-01-348-8385	170	02	18
76761	N9457	5306-01-348-8310	170	02	25
76761	N9459	5310-01-348-8393	170	02	26

CROSS-REFERENCE INDEX

PART NUMBER INDEX

CAGEC	PART NUMBER	NSN	GROUP	FIG	ITEM
76761	N9465	5310-01-350-8549	170	02	28
76761	N9467	5310-01-350-4257	170	02	27
76761	N9486	3130-01-396-8388	170	02	9
76761	N9490		170	02	38
76761	N9491	4140-01-397-2228	170	02	37
76761	N9492	3120-01-424-1525	170	02	5
76761	N9493	5340-01-396-3950	170	02	7
76761	N9494	5325-01-396-4320	170	02	8
76761	N9495	5306-01-430-8802	170	02	40
76761	N9544	5310-01-423-0781	170	02	14
76761	N9556	5310-01-423-0880	170	02	17
76761	N9571	3120-01-438-7672	170	02	44
76761	N9619	5970-01-524-8687	170	02	12
72962	NE11-048-21	5310-00-010-8415	190	05	9
U0027	NG6303	4730-99-801-1256	090	02	33
IREFO	NO PRIMARY REF 99-830-5141	2530-99-830-5141	090	02	53
K0800	NP/D129/11/6	5310-99-923-0537	090	02	68
83600	NT47704	5310-01-509-9215	140	019	2
53203	NVT24DH0002	4810-01-509-3432	160	01	2
03533	ORPK6810		140	013	2
18265	P150692	2940-01-526-5103	020	02	3
18265	P151019		020	02	2
1E608	P16-180C-2N5	4320-01-503-7155	180	01	3
V1811	P1-81WBSP	4730-99-943-9996	090	02	31
K0192	P2988/1		090	03	14
82647	PDM-40	5925-00-173-7651	190	05	8
74410	PH-760	2540-01-337-3725	160	09	1
07505	PP757900		190	05	1
14679	PPH-4	4730-00-012-7951	150	03	39
K0496	R2096/29	3040-99-994-2127	090	03	5
K0192	R2237/4	2520-99-250-2595	090	03	31
K0192	R2237/48	5340-99-574-4672	090	03	42
K0192	R2237/95	2520-99-131-4409	090	03	2
K0192	R3119/15	3120-99-281-4036	090	03	25

CROSS-REFERENCE INDEX

PART NUMBER INDEX

CAGEC	PART NUMBER	NSN	GROUP	FIG	ITEM
K0192	R3119/17A	3120-99-847-8349	090	03	38
K0192	R3123/24	2530-99-380-6736	090	03	26
K0192	R3144/32	3130-99-957-8583	090	03	11
K0496	R3211/184	5306-99-464-1289	090	03	37
K0192	R3217/177	3120-99-461-4352	090	02	12
K0192	R3217/90	5306-99-255-0594	090	02	67
K0496	R3283/90	5305-99-131-4076	090	02	77
K0192	R3290/119A	5365-99-665-6568	090	03	16
K0192	R3290/119B	5365-99-392-6040	090	03	16
K0192	R3290/119C	5365-99-256-4401	090	03	16
K0192	R3305/5A	2520-99-344-3548	090	03	40
K0192	R3665/34B	5310-99-131-3909	090	03	22
K0192	R3723F	2530-99-787-5450	090	02	43
K0192	R3934/22H	2520-99-828-4472	090	03	34
K0640	R4875ML5391	5331-99-828-7212	090	02	72
77060	R-64498	5975-01-460-9996	095	BULK	
77060	R-68235	5975-01-478-0673	095	BULK	
77060	R-68237	5975-01-461-1433	095	BULK	
24617	R-68238	5975-01-421-9718	095	BULK	
K0496	R8069/65	5340-99-856-3796	090	02	30
K0192	R8200/51E	2530-99-830-5144	090	02	24
K0192	R8200/52E	2530-99-830-5145	090	02	24
K0192	R8200-124	2530-99-834-0022	090	02	41
K0192	R8224/22	5315-99-425-4261	090	02	76
K0192	R8224/39A	5340-99-908-9330	090	02	73
K0192	R8294/86	2530-99-216-9329	090	02	60
K0192	R8294-41	3120-99-131-3887	090	02	62
K0192	R8310/36	3020-99-667-0973	090	02	16
K0192	R8310/37A	3020-99-288-6931	090	02	9
K0192	R8310/38A	3020-99-995-7865	090	02	11
K0192	R8373/40A	2530-99-253-5490	090	02	1
K0496	R8560/46A	2520-99-212-4262	090	02	51
K0192	R8587/139	5310-99-978-2001	090	02	2
K0496	R8590/29A	3040-99-844-7409	090	02	15
K0192	R8595/187		090	02	61

CROSS-REFERENCE INDEX

PART NUMBER INDEX

CAGEC	PART NUMBER	NSN	GROUP	FIG	ITEM
K0192	R8614/42B	5315-99-562-5438	090	02	10
K0192	R8687/12	2530-99-993-9180	090	02	6
K0192	R8733/69B	5365-99-582-5692	090	02	8
K0192	R8750/142	2530-99-993-9180	090	02	71
K0192	R8863/156	5310-99-733-6533	090	03	1
K0192	R9201/43	5310-99-297-5733	090	02	69
K0192	R9393/115B	3110-99-982-0133	090	03	10
K0192	R9393/115E	5365-99-366-5503	090	03	10
K0192	R9393/115F	5365-99-229-7706	090	03	10
K0192	R9393/115G	5365-99-934-0956	090	03	10
K0192	R9393/115J	3110-99-212-4288	090	03	10
K0192	R9393/94A	5365-99-147-5695	090	03	9
K0192	R9393/94B	5365-99-846-8136	090	03	9
K0192	R9393/94C	5365-99-989-0900	090	03	9
K0192	R9393/94D	5365-99-364-0466	090	03	9
K0192	R9393/94E	5365-99-388-8224	090	03	9
K0192	R9393/94F	5365-99-605-8756	090	03	9
K0192	R9393/94G	5365-99-212-4211	090	03	9
K0192	R9393/94H		090	03	9
K0192	R9393/94J	5365-99-787-3891	090	03	9
K0192	R9393/94K	5365-99-774-4447	090	03	9
K0192	R9393/94L	5365-99-665-6567	090	03	9
K0192	R9393/94M	5365-99-502-2508	090	03	9
K0192	R9481/114A	2530-99-569-7724	090	02	20
78500	R950011	4440-01-443-9031	190	01	2
78500	R950012	4820-01-481-4483	190	01	3
78500	R950013	4820-01-481-4485	190	01	6
78500	R950014	4820-01-443-6639	190	01	5
78500	R950015	2990-01-444-2368	190	01	10
78500	R950017	4820-01-481-4563	190	01	7
78500	R955205	4440-01-481-6126	190	01	1
K0192	R9577/76	5340-99-463-7035	090	02	78
K0192	R9945/142	2530-99-219-5227	090	02	52
0B8Y6	RA9517-ISS	6680-01-499-9039	040	01	3
03533	RD9149		140	013	9

CROSS-REFERENCE INDEX

PART NUMBER INDEX

CAGEC	PART NUMBER	NSN	GROUP	FIG	ITEM
55752	RK 20126	5365-01-395-4744	040	02	13
55752	RK30063		040	02	12
55752	RK30476	4820-01-474-6910	040	02	14
74410	RK63504		160	07	1
K0496	S.L.228 NUMBER 7	5310-99-254-7425	090	03	21
03533	S13445-901		140	011	4
78500	S2206-D-1226	4820-01-481-4556	190	01	8
03481	S37P280	5310-01-349-6108	115	02	6
78500	S434 100 310 0	4820-01-502-8754	190	01	4
03533	S8645-901		140	011	13
03533	S9394-901		140	011	12
03533	SA13248-3TQ		140	011	2
03533	SA13249-3TQ		140	011	3
03533	SA13412-901		140	011	6
03533	SA13523-901		140	011	5
03533	SA17739		140	011	7
33801	SA20001	2540-01-498-9550	140	011	1
03533	SA4337-145-901		140	011	9
03533	SA4745-145-901		140	011	10
03533	SA7576		140	011	8
03533	SA8277-145-901		140	011	11
24956	SC1160	5305-01-020-5235	140	019	24
2L480	SD-503	5330-01-509-1510	095	BULK	
58114	SFR20170H91LF418D 1	2530-01-504-1916	020	06	28
K0496	SL.238 NUMBER 6	5310-99-870-0934	090	03	20
K0496	SL194/25	5325-99-212-4263	090	02	70
K0496	SL221 NUMBER 8	5310-99-537-4153	090	03	17
K0192	SL228/6	5310-99-808-3554	090	02	4
K0192	SL238/5	5310-99-139-4363	090	02	5
K0192	SL238/9	5310-99-273-7859	090	03	28
K0496	SL242 NUMBER 8	5310-99-877-1524	090	03	18
K0496	SL242 NUMBER8	5310-99-877-1524	090	03	4
K0192	SL242/6	5310-99-941-6658	090	02	29
K0192	SL246/268	5310-99-139-4365	090	02	27

CROSS-REFERENCE INDEX

PART NUMBER INDEX

CAGEC	PART NUMBER	NSN	GROUP	FIG	ITEM
K0192	SL246/289	5310-99-763-0973	090	02	58
K0192	SL289/103		090	03	7
K0192	SL289/106		090	03	8
K0192	SL289/109		090	03	12
K0192	SL289/185		090	03	23
K0192	SL289/186		090	03	24
K0192	SL289/199		090	02	18
K0192	SL289/200		090	02	19
K0192	SL289/218		090	03	13
K0192	SL289/247		090	02	63
K0192	SL289/254		090	02	64
K0192	SL305/3	3110-99-788-6951	090	03	15
K0192	SL309/1	5315-99-452-6254	090	02	66
K0192	SL553/19	5306-99-941-0318	090	02	13
K0496	SL557/13	5305-99-288-9379	090	03	3
K0496	SL705/57	5306-99-591-2306	090	03	29
K0192	SL735/8	5307-99-762-1239	090	02	47
K0496	SL737/8	5307-99-665-6706	090	03	30
K0496	SL785/42	5307-99-250-1261	090	03	36
K0496	SL785/58	5307-99-399-2105	090	02	14
K1790	SL795-64	5305-99-124-7388	090	02	3
K0192	SL795-7	5305-99-774-3995	090	02	59
K1016	SP33008	5340-99-104-1415	090	03	41
K0192	SR3123/23	3020-99-930-5087	090	03	39
K0192	SR3263/30	2520-99-384-4088	090	03	19
K0496	SR3263/7	3040-99-147-5747	090	03	27
K0192	SR3682/9	3010-99-131-4314	090	02	17
78500	SRWABC002	6150-01-481-6857	190	01	9
75160	T23837	4730-00-278-4822	020	06	44
75160	T23837	4730-00-278-4822	150	05	2
1SUN1	TFC545-250X4	4720-01-503-9145	060	01	17
09990	V404PH-10-6	4820-01-253-2787	020	06	37
93061	VS2225P-2	4730-00-263-2733	150	05	14
93061	VS269AB-6-6	4730-00-289-0155	150	03	31
93061	VS68NTA-4-2	4730-01-055-4017	020	06	2

CROSS-REFERENCE INDEX

PART NUMBER INDEX

CAGEC	PART NUMBER	NSN	GROUP	FIG	ITEM
82484	W-312	4820-01-355-0380	140	018	11
24956	WA1654	5310-00-809-8591	140	019	14
74069	WC-2	2940-01-133-8301	060	04	4
80072	X121619	4730-00-278-4497	150	05	8
14351	X12183	4730-00-204-1993	150	05	81
73342	X25-8.8-B3B	5306-01-338-3981	070	016	25
74410	XA0268	5365-01-503-5583	160	07	31
74410	XA03423	3120-01-509-5808	160	07	30
74410	XA1029	3110-01-168-9203	160	07	14
74410	XA1313	5315-01-166-1565	160	07	3
74410	XA1507-1		160	07	17
74410	XA-1703	2510-01-159-0884	160	07	5
74410	XA1705-7	5340-01-504-1546	160	07	11
74410	XA1706-1	5340-01-167-0275	160	07	6
74410	XA-199-4	4010-01-224-9207	160	09	10
74410	XA2016	5315-01-509-1134	160	07	29
74410	XA2524R13-1	3040-01-503-9170	160	07	19
74410	XA3528	3040-01-164-9277	160	07	22
74410	XA-3542-L	2510-01-163-7274	160	07	25
74410	XA-763		160	09	5
74410	XA-763-A	2540-01-337-9004	160	09	3
74410	XA-768	5310-01-336-6745	160	09	7
74410	XB-0011	5340-01-158-5352	160	07	27
74410	XB1028-1	5360-01-165-2289	160	07	10
74410	XB1030-1	5310-01-165-2373	160	07	16
74410	XB-128-1	5305-01-277-1074	160	09	11
74410	XB1505	5360-01-165-2290	160	07	7
74410	XB1531	2510-01-165-4580	160	07	20
74410	XB-2083	5305-01-161-0019	160	07	12
74410	XB2149	5360-01-165-2301	160	07	23
74410	XB-21-S-375-1750	5315-01-159-6395	160	07	28
74410	XB21S500-2750	5315-01-167-0207	160	07	24
74410	XB698	4730-01-166-1072	160	07	21
74410	XB-767	4730-00-050-4203	160	09	8
74410	XB-769	5310-01-150-8599	160	09	6

CROSS-REFERENCE INDEX

PART NUMBER INDEX

CAGEC	PART NUMBER	NSN	GROUP	FIG	ITEM
74410	XB-771-1	5310-01-336-6681	160	09	4
74410	XB-772	5305-01-337-4796	160	09	2
74410	XB-CX-58-F-134	5305-01-161-0017	160	07	18
74410	XB-GT13-1	5360-00-597-7240	160	07	2
74410	XB-H38	4730-01-509-4952	160	07	26
74410	XB-PW1732-1-116	5310-01-495-0403	160	07	9
74410	XB-T-49	5310-01-199-9467	160	07	13
74410	XB-T69A	5310-01-165-2274	160	07	15
30226	Z-158-5	5310-01-165-1330	140	09	3
019L2	21NE048	5310-00-010-8415	170	010	2
019L2	21NE048	5310-00-010-8415	170	011	3
019L2	21NE048	5310-00-010-8415	190	04	14
72962	21NE064	5310-00-013-7718	070	04	5
019L2	21NE066	5310-00-014-5855	115	02	3
019L2	21NE066	5310-00-014-5855	170	04	15
019L2	21NE066	5310-00-014-5855	190	03	13
019L2	21NE070	5310-00-013-7719	020	01	12
019L2	21NE070	5310-00-013-7719	140	010	5
019L2	21NE083	5310-00-020-0358	160	06	10
019L2	21NE083	5310-00-020-0358	170	03	14
019L2	21NE083	5310-00-020-0358	170	04	54
019L2	21NE108	5310-00-020-0359	020	01	28
019L2	21NE108	5310-00-020-0359	040	01	17
53203	220315	2910-01-225-2307	160	01	13
06853	221204	4730-01-504-1527	150	05	10
06853	221204	4730-01-504-1527	160	012	7
4Y282	2212-B69-10	2530-01-496-4034	160	011	2
93061	2225P-4	4730-00-277-9615	150	03	22
93061	2225P-4	4730-00-277-9615	150	05	45
93061	2225P-4	4730-00-277-9615	190	04	17
93061	2225P-8	4730-01-095-2034	140	016	14
93061	2225P-8	4730-01-095-2034	150	03	30
03533	223F-3	5310-01-500-4982	060	01	27
3F787	224300-001	2540-01-504-0774	020	04	1
06853	230111	4730-00-012-7951	140	017	15

CROSS-REFERENCE INDEX

PART NUMBER INDEX

CAGEC	PART NUMBER	NSN	GROUP	FIG	ITEM
73342	23014057	5331-01-360-6016	070	012	45
73342	23014057	5331-01-360-6016	070	012	61
73342	23016455	5331-01-475-8687	070	012	44
73342	23016455	5331-01-475-8687	070	012	62
73342	23019664	5331-01-361-0235	070	012	111
72447	230323	5340-00-759-4742	120	02	7
73342	23042434	5330-01-360-5459	070	015	8
73342	23043446	5331-01-424-6629	070	012	113
73342	23045586	2510-01-360-8092	070	015	23
73342	23045611	5330-01-360-9099	070	015	15
73342	23045612	5330-01-360-9100	070	015	16
73342	23045613	5330-01-360-9101	070	015	17
73342	23045614	5330-01-360-9102	070	015	21
73342	23045614	5330-01-360-9102	070	016	8
73342	23045615	5330-01-360-9103	070	015	25
73342	23045618	5325-01-360-0964	070	015	26
73342	23045618	5325-01-360-0964	070	015	31
73342	23045654	5330-01-360-9104	070	017	22
73342	23045812	5365-01-359-9402	070	09	18
73342	23045816	3110-01-360-7503	070	09	19
73342	23045918	3110-01-360-7492	070	014	29
73342	23046228	5310-01-360-1064	070	014	16
73342	23046274	5331-01-360-6018	070	015	4
73342	23046291	5325-01-360-0963	070	015	20
73342	23046354	5315-01-360-5914	070	012	108
73342	23046376	5330-01-360-6006	070	012	54
73342	23046437	3110-01-496-1165	070	017	11
73342	23046437	3110-01-496-1165	070	017	32
73342	23046438	3110-01-496-0832	070	017	24
73342	23046438	3110-01-496-0832	070	017	31
73342	23046439	3110-01-360-7743	070	016	11
73342	23046439	3110-01-360-7743	070	016	15
63005	23046868	2835-01-360-1757	070	014	11
73342	23047102	2520-01-388-4778	070	016	23
73342	23047834	3110-01-360-7490	070	09	21

CROSS-REFERENCE INDEX

PART NUMBER INDEX

CAGEC	PART NUMBER	NSN	GROUP	FIG	ITEM
73342	23047854	3120-01-360-7540	070	010	3
73342	23047854	3120-01-360-7540	070	010	13
73342	23047854	3120-01-360-7540	070	015	13
73342	23047854	3120-01-360-7540	070	015	33
73342	23048037	5330-01-360-7520	070	016	24
73342	23048038	5340-01-360-1048	070	016	28
73342	23048133	2520-01-361-0601	070	015	24
73342	23048530	2520-01-361-0745	070	015	37
73342	23048692	2520-01-360-6325	070	015	18
73342	23049312	4820-01-361-1924	070	012	83
73342	23049315	4820-01-360-2355	070	012	74
73342	23049316	4820-01-360-6160	070	012	79
73342	23049318	4820-01-360-6162	070	012	98
73342	23049320	4820-01-360-6161	070	012	95
73342	23049321	4820-01-360-2354	070	012	65
73342	23049325	5360-01-359-7949	070	012	85
73342	23049326	4360-01-359-7946	070	012	75
73342	23049327	5360-01-359-7947	070	012	78
73342	23049332	5360-01-359-7945	070	012	64
73342	23049337	5340-01-359-8850	070	012	76
73342	23049338	5340-01-359-8851	070	012	77
73342	23049340	5340-01-359-8854	070	012	100
73342	23049341	5340-01-359-9416	070	012	94
73342	23049342	5340-01-360-1075	070	012	97
73342	23049343	5340-01-359-8849	070	012	63
73342	23049345	5340-01-360-5983	070	012	73
73342	23049372	5315-01-360-4771	070	012	50
73342	23049372	5315-01-360-4771	070	012	59
73342	23049377	5330-01-361-9052	070	014	30
73342	23049391	5360-01-359-7951	070	012	96
06853	230808	4730-01-507-1164	040	02	26
06853	230808	4730-01-507-1164	150	05	39
06853	231379	4730-00-585-8993	190	04	12
53705	2316	2640-00-060-3550	160	011	5
52304	23570	5310-01-058-4589	080	04	12

CROSS-REFERENCE INDEX

PART NUMBER INDEX

CAGEC	PART NUMBER	NSN	GROUP	FIG	ITEM
06853	236022	2530-00-713-5633	150	05	59
45152	2362HX	5340-01-081-3419	190	03	5
03533	23-64	5306-01-504-4253	170	04	51
06853	238379	5315-01-069-0602	150	05	22
06853	238888	5315-00-978-2019	160	05	11
99103	23916-16-12	4730-01-163-0668	140	016	18
06853	239357	5310-01-105-7227	150	05	21
06853	239357	5310-01-105-7227	150	05	61
D1510	24.01.00.901	5930-12-348-4212	170	04	41
03533	240-176	4710-01-503-8208	020	05	6
03533	240-177	4710-01-503-8200	020	05	10
K0192	2403/300	3110-99-700-5584	090	02	7
03533	24-109	5306-01-503-5763	020	01	27
03533	24-19	5305-01-509-4367	140	09	18
03533	241B-679		170	07	1
03533	241B-681		170	07	82
03533	241B-682		170	07	78
03533	241B-750		170	07	64
03533	241B-773		070	05	7
03533	242A1152	5365-01-496-1609	080	05	23
03533	242D-0360		140	01	11
03533	242D-0409		020	01	9
03533	243-0706	5310-01-503-7789	160	06	16
03533	24-31		140	02	11
03533	243-302		140	05	5
03533	243B-21		160	05	7
03533	243C11	5315-01-496-4012	080	05	24
03533	243C7	5315-01-496-4014	080	05	22
03533	24-43	5306-01-495-8723	080	05	1
03533	245-129		160	02	10
03533	245-333		160	02	15
03533	245-353		160	02	8
03533	245-401		160	02	23
03533	245-443		160	02	3
03533	245-461		160	02	20

CROSS-REFERENCE INDEX

PART NUMBER INDEX

CAGEC	PART NUMBER	NSN	GROUP	FIG	ITEM
03533	245-525		160	02	16
03533	245-585		160	02	11
03533	24-56	5306-01-503-5943	020	01	11
03533	245-700		170	07	67
03533	245-706		160	02	5
03533	245-707		160	02	14
03533	245-709		160	02	4
03533	245-727		190	05	13
03533	245-767		170	07	30
03533	245-774		160	02	6
03533	245-779		160	02	1
03533	245-782		160	02	22
03533	245-784		160	02	13
03533	245-8		150	02	10
03533	245-8		150	05	31
03533	245-806		170	07	84
03533	245-9		150	02	17
03533	245-9		150	05	34
03533	245-9012		160	02	21
03533	245G-13		170	07	68
03533	245H-31		160	02	18
03533	245H-36		160	02	19
03533	245H-50		160	02	7
03533	245J-54		160	02	17
03533	245J-93		170	012	6
03533	245J-94		170	012	9
03533	245K-4		190	05	12
03533	245M-21		160	02	9
06853	246115	4720-01-014-4915	095	BULK	
06853	246115-8		150	03	20
03533	246-37		160	02	2
06853	248433		150	05	60
03533	24-85	5306-01-495-8575	080	05	13
03533	251500	6240-01-509-4926	170	05	10
60038	2531F		080	03	11

CROSS-REFERENCE INDEX

PART NUMBER INDEX

CAGEC	PART NUMBER	NSN	GROUP	FIG	ITEM
03533	254-0567		170	04	49
03533	254-0568		170	04	18
03533	25-416		020	01	18
03533	254-472	5340-01-496-3148	080	05	30
03533	25-457	5306-01-504-0443	170	03	12
03533	254-570	2590-01-504-0527	115	01	17
03533	25-503	5306-01-496-0540	020	01	2
03533	25-503	5306-01-496-0540	040	02	17
03533	25-503	5306-01-496-0540	080	05	10
03533	25-503	5306-01-496-0540	140	07	8
03533	25-503	5306-01-496-0540	190	02	7
03533	25-503	5306-01-496-0540	190	03	34
03533	25-509	5306-01-503-6392	020	01	7
03533	25-511	5306-01-503-6484	140	01	12
03533	25-529	5306-01-529-1270	115	01	9
03533	25-530	5306-01-499-0988	115	01	6
03533	25-530	5306-01-499-0988	120	01	3
03533	25-530	5306-01-499-0988	160	06	7
03533	25-530	5306-01-499-0988	190	01	16
03533	25-530	5306-01-499-0988	190	03	9
03533	25-533	5306-01-499-0510	020	02	15
03533	25-533	5306-01-499-0510	040	01	16
03533	25-533	5306-01-499-0510	110	01	26
03533	25-533	5306-01-499-0510	160	06	18
03533	255-450	2510-01-507-3203	160	06	3
03533	25-576	5306-01-495-8091	080	05	17
03533	25-577		080	05	16
03533	25-607	5306-01-499-0118	040	01	19
03533	25-607	5306-01-499-0118	115	01	13
03533	25-607	5306-01-499-0118	140	016	9
03533	25-607	5306-01-499-0118	170	04	36
03533	25-630		060	04	12
03533	25-645		170	03	9
03533	25-667	5306-01-503-5941	140	015	4
03533	25-714	5306-01-503-6398	150	06	4

CROSS-REFERENCE INDEX

PART NUMBER INDEX

CAGEC	PART NUMBER	NSN	GROUP	FIG	ITEM
03533	25-735	5306-01-504-4438	020	06	31
03533	25-735	5306-01-504-4438	170	09	6
03533	25-750	5306-01-503-6486	020	01	24
03533	25-803	5305-01-509-1944	020	06	4
K0192	2587-73	2530-99-830-5140	090	02	22
03533	25C1	5306-01-496-0587	080	05	28
03533	25G4	5306-01-496-0593	080	05	19
03533	25K4	5306-01-503-6298	180	01	4
03533	25L-1		140	010	3
03533	25L-1		140	010	8
03533	25M-13	5306-01-499-1656	110	01	2
03533	25M16	5306-01-504-3173	170	01	10
03533	25M16	5306-01-507-3173	140	06	4
03533	25S10	5306-01-504-3942	170	04	40
03533	25S8	5306-01-503-7862	170	04	10
03533	25S8	5306-01-803-7862	140	017	11
03533	25S9	5306-01-503-8164	140	017	14
03533	262B-0052		115	01	16
03533	262B-0055	2510-01-500-0539	040	01	9
03533	262B-0062		170	04	19
03533	262B-0063		170	04	6
03533	266-306	2930-01-498-8195	060	01	5
03533	268-371	5340-01-504-1553	160	014	3
03533	268-372	2590-01-504-3084	190	02	5
03533	268G2	5340-01-499-9955	140	07	6
K0192	2690/22H		090	02	74
K0192	2690/22H		090	03	32
24161	27023	4720-00-143-9390	060	01	14
03533	273-14		170	012	7
03533	273-15		170	012	12
03533	273-20	5320-01-509-9565	160	04	8
80201	27365	5330-01-498-5061	090	03	6
03533	2751-IL		160	03	10
03533	2751-IS		160	03	4
03533	275-58	5945-01-503-5987	190	05	4

CROSS-REFERENCE INDEX

PART NUMBER INDEX

CAGEC	PART NUMBER	NSN	GROUP	FIG	ITEM
03533	275-60	5945-01-503-5985	170	01	7
03533	275-87	5945-01-503-5988	170	07	41
03533	275-92	5945-01-503-6243	170	012	13
03533	275-93	5945-01-509-0742	170	07	42
03533	275-94	5945-01-509-0748	170	07	36
03533	275-95	5945-01-509-0746	170	011	5
06853	277226	4820-00-103-5598	150	03	51
06853	277226	4820-00-103-5598	150	05	78
03533	277A1	2510-01-496-2613	080	05	15
03533	278-0056	5305-01-499-1709	070	05	14
03533	278-21	5305-01-509-4315	170	014	12
03533	278-56	5305-01-499-1709	140	09	16
03533	278-56	5305-01-499-1709	160	014	5
03533	278-68	5305-01-503-5761	160	01	16
03533	278-68	5305-01-503-5761	160	08	2
03533	278-69	5305-01-504-1136	170	017	8
03533	278-81	5305-01-529-3086	140	05	12
03533	278A433	2930-01-503-4973	060	02	5
03533	278F108	2930-01-509-4788	060	01	1
03533	278F110	2930-01-509-4787	060	01	24
06853	279000	4820-00-436-3033	150	05	40
03533	28-1	5306-01-503-6302	140	05	15
03533	28-12	5306-01-509-3517	140	07	2
03533	28-182		150	04	16
03533	28-20		140	02	7
03533	28-20		140	04	16
03533	28-22	5305-01-529-3241	140	03	17
03533	282-7280		060	03	10
03533	282-7281		060	03	6
03533	282-7282		060	03	8
03533	282-7308		190	05	26
03533	282-7309		190	05	24
03533	282-7361		190	05	21
03533	282-7362		140	08	1
03533	282-7395		140	06	11

CROSS-REFERENCE INDEX

PART NUMBER INDEX

CAGEC	PART NUMBER	NSN	GROUP	FIG	ITEM
03533	282-7397		140	012	3
03533	282H-349		140	012	14
03533	282H-350		140	012	6
03533	282H-351		140	012	8
03533	28-3	5305-01-529-1128	140	05	3
03533	28-30	5306-01-503-6508	150	05	41
03533	28-30	5306-01-503-6508	190	03	53
03533	28-39	5306-01-499-5763	140	02	4
03533	28-39	5306-01-499-5763	190	05	17
03533	28-40		060	01	31
03533	284-0422	5365-01-503-4455	020	01	29
03533	28-42	5305-01-504-3737	170	05	2
03533	28-47	5306-01-509-3521	115	02	2
03533	28-48	5305-01-503-7457	190	03	12
03533	284-874		140	016	13
03533	284A-0051	5330-01-499-1864	095	BULK	
03533	284A-0051-10		140	01	33
03533	284A-0051-12		140	01	35
03533	284A-0051-13		140	01	16
03533	284A-0051-42		140	01	5
03533	284A-0051-7		140	01	2
03533	284A-0055	5330-01-499-1867	095	BULK	
03533	284A-0055-15		140	01	45
03533	284A-0185	5330-01-499-1862	095	BULK	
03533	284A-0185-14		140	01	25
03533	284A-0194	5330-01-499-2805	095	BULK	
03533	284A-0194-16		060	02	6
03533	284A-0194-3		060	03	9
03533	284A-172		095	BULK	
03533	284A-172-6		140	012	5
03533	284A-188	5330-01-509-1516	095	BULK	
03533	284A-188-4		140	01	27
03533	284A-257		095	BULK	
03533	284A-257-5		140	01	55
03533	284A59	5330-01-503-7893	095	BULK	

CROSS-REFERENCE INDEX

PART NUMBER INDEX

CAGEC	PART NUMBER	NSN	GROUP	FIG	ITEM
03533	284A59-4		140	012	22
03533	284A59-4		170	01	4
03533	284A-59-5		140	01	20
03533	284A-91-16		140	01	36
03533	284C-35	5365-01-503-5278	020	06	3
03533	285-0485	5340-01-503-5580	160	06	19
03533	28-51	5306-01-503-6502	160	03	18
03533	285-11	5365-01-496-1613	080	05	14
03533	285-432	5365-01-496-1591	080	05	12
03533	285X-30	5310-01-503-5940	090	01	8
03533	2-87	2530-01-499-9986	110	01	24
03533	28-70	5305-01-503-6416	190	01	14
03533	28-71	5305-01-503-7440	170	04	42
03533	28-80	5306-01-503-6515	160	06	9
03533	288-0782	2510-01-496-2580	090	01	3
03533	289-0079	5360-01-503-4303	020	01	4
03533	289-139	2510-01-496-4047	080	05	20
03533	292-0086	5360-01-499-7196	140	06	8
03533	292-0090	5340-01-503-4920	140	01	8
03533	292-91	5360-01-503-7805	160	05	5
03533	293A-0048		115	02	1
03533	294-0069	5340-01-499-8435	140	01	53
03533	294B-2		140	012	10
03533	294B-3		140	012	13
73342	29500025	5310-01-359-8810	070	014	15
73342	29500034	5365-01-359-9336	070	012	112
73342	29500063	3110-01-360-7501	070	014	26
73342	29500064	5360-01-360-2023	070	014	25
73342	29500066	5310-01-360-1065	070	014	23
73342	29500068	3120-01-361-5297	070	014	24
73342	29500569	3020-01-496-3089	070	017	16
73342	29500573	3020-01-361-0576	070	010	10
73342	29500616	5306-01-360-1970	070	014	34
73342	29500687	3040-01-361-0756	070	015	34
73342	29500689	5325-01-359-9360	070	010	5

CROSS-REFERENCE INDEX

PART NUMBER INDEX

CAGEC	PART NUMBER	NSN	GROUP	FIG	ITEM
73342	29500689	5325-01-359-9360	070	011	14
73342	29500689	5325-01-359-9360	070	017	7
73342	29500699	5325-01-359-9359	070	010	2
73342	29500699	5325-01-359-9359	070	011	3
73342	29500713	3120-01-496-0180	070	07	6
73342	29500768	3120-01-360-7543	070	014	18
73342	29500822	5340-01-360-7812	070	012	72
73342	29500823	5340-01-360-5984	070	012	80
73342	29500867	2520-01-361-0603	070	017	20
73342	29500908	3120-01-360-7545	070	014	32
73342	29500939	2520-01-360-6353	070	014	10
73342	29500963	5360-01-359-7948	070	012	82
73342	29501071	5360-01-359-7950	070	012	93
73342	29501135	5315-01-360-5913	070	09	16
73342	29501339	5310-01-481-7242	070	014	4
73342	29501360	3040-01-360-6019	070	06	18
73342	29501424	2520-01-361-6433	070	06	11
73342	29501439	5331-01-388-1528	070	012	39
73342	29501449	3040-01-360-6345	070	06	17
73342	29501540	3020-01-496-3075	070	07	5
73342	29501543	3040-01-497-0648	070	07	8
73342	29501561		070	07	3
73342	29501567	5325-01-496-0439	070	07	4
73342	29502038	3120-01-496-0168	070	011	8
73342	29502038	3120-01-496-0168	070	011	11
73342	29502040	3120-01-360-7541	070	010	9
73342	29502040	3120-01-360-7541	070	010	12
73342	29502195	5360-01-359-7944	070	012	48
73342	29502195	5360-01-359-7944	070	012	57
73342	29502273	3040-01-360-4449	070	016	7
73342	29502275	5365-01-360-1023	070	014	28
73342	29502276	5365-01-360-1024	070	014	28
73342	29502277	5365-01-360-1715	070	014	28
73342	29502370		070	016	3
73342	29502439	5331-01-461-0597	070	08	2

CROSS-REFERENCE INDEX

PART NUMBER INDEX

CAGEC	PART NUMBER	NSN	GROUP	FIG	ITEM
73342	29502832	3020-01-496-3095	070	011	10
73342	29503053	2520-01-361-0602	070	017	21
73342	29503066	3020-01-360-6386	070	010	14
73342	29503067	3020-01-360-6384	070	011	15
73342	29503079	3020-01-361-0636	070	06	7
73342	29503084	3020-01-361-2412	070	015	38
73342	29503089	2520-01-496-4013	070	017	25
73342	29503090		070	017	18
73342	29503103		070	06	14
73342	29503106		070	06	3
73342	29503196	3120-01-360-7534	070	014	8
73342	29503197	5310-01-359-8839	070	014	9
73342	29503208	5330-01-361-9785	070	014	2
73342	29503215	2520-01-360-8091	070	015	19
73342	29503217	3120-01-496-0185	070	07	2
73342	29503226	5365-01-360-1039	070	07	1
73342	29503227	5365-01-360-1038	070	07	1
73342	29503228	5365-01-359-9403	070	07	1
73342	29503229	5365-01-360-1037	070	07	1
73342	29503230	5365-01-360-1040	070	07	1
73342	29503231	5365-01-360-1041	070	07	1
73342	29503232	5365-01-359-9404	070	07	1
73342	29503239	5325-01-360-0958	070	014	21
73342	29503283	5330-01-360-9035	070	012	119
73342	29503288	5330-01-361-0274	070	016	27
73342	29503290		070	016	17
73342	29503294	3040-01-478-6446	070	09	15
73342	29503382	5331-01-360-6013	070	012	42
73342	29503382	5331-01-360-6013	070	012	89
73342	29503383	5331-01-360-6017	070	012	41
73342	29503383	5331-01-360-6017	070	016	19
73342	29503383	5331-01-360-6017	070	017	27
73342	29503384	5331-01-474-9719	070	012	88
73342	29503397	3110-01-360-7504	070	010	11
73342	29503531	6695-01-370-8679	070	012	67

CROSS-REFERENCE INDEX

PART NUMBER INDEX

CAGEC	PART NUMBER	NSN	GROUP	FIG	ITEM
73342	29503534	5325-01-496-0441	070	017	13
73342	29503546	2930-01-496-9512	070	013	2
73342	29503547	5330-01-461-0587	070	013	1
73342	29503663	5340-01-359-8852	070	012	81
73342	29503673	4820-01-360-9095	070	012	86
73342	29503674	5340-01-359-8853	070	012	84
73342	29503843	5340-01-360-1033	070	016	20
73342	29503843	5340-01-360-1033	070	017	28
73342	29503969	5325-01-360-1973	070	016	12
73342	29503969	5325-01-360-1973	070	016	16
73342	29503974	5330-01-388-1576	070	011	2
73342	29503979	4320-01-360-9332	070	014	17
73342	29503980	2805-01-360-6327	070	014	22
73342	29505512	3120-01-496-1232	070	07	7
73342	29505570	5342-01-362-0046	070	06	10
73342	29505617	5310-01-359-8841	070	014	19
73342	29505681	5365-01-360-1021	070	015	2
73342	29505682	5365-01-360-1020	070	015	2
73342	29505683	5365-01-360-1019	070	015	2
73342	29505684	5365-01-360-1018	070	015	2
73342	29505685	5365-01-360-1721	070	015	2
73342	29505686	5365-01-360-1017	070	015	2
73342	29505688	5365-01-360-1022	070	015	2
73342	29505891	5325-01-360-0962	070	015	14
73342	29505904	3040-01-361-2504	070	09	17
73342	29505905	4320-01-360-7970	070	09	12
73342	29506386	5310-01-496-2516	070	017	33
73342	29506387	5310-01-495-8166	070	017	34
73342	29506446	2520-01-389-0301	070	014	27
73342	29506447		070	014	20
73342	29506484	5930-01-360-5002	070	012	36
73342	29507426	4820-01-496-2936	070	012	55
73342	29507430	4820-01-496-2883	070	012	90
73342	29507432	4820-01-360-2421	070	012	49
73342	29507433	4810-01-360-4433	070	012	66

CROSS-REFERENCE INDEX

PART NUMBER INDEX

CAGEC	PART NUMBER	NSN	GROUP	FIG	ITEM
73342	29507437	5331-01-360-7725	070	012	115
73342	29507448	5365-01-478-7269	070	012	70
73342	29507455	5360-01-460-1139	070	012	52
73342	29507456	5360-01-460-1141	070	012	102
73342	29507457	4820-01-460-0245	070	012	53
73342	29507459	4820-01-461-0599	070	012	51
73342	29507460	4820-01-461-0598	070	012	92
73342	29507462	4820-01-360-4408	070	012	101
73342	29507464	4810-01-360-4314	070	012	47
73342	29507464	4810-01-360-4314	070	012	58
73342	29507479		070	012	71
73342	29507528	5330-01-360-5917	070	016	4
73342	29507709	5360-01-453-2343	070	09	7
73342	29507757	5340-01-360-1067	070	06	20
73342	29507796	5365-01-496-0190	070	013	5
73342	29508255	2520-01-360-6310	070	015	9
73342	29509637	6695-01-361-6056	070	016	18
73342	29509637	6695-01-361-6056	070	017	26
73342	29509723	2910-01-431-1324	070	012	114
K0192	2951/76	5340-99-830-5143	090	02	36
73342	29510502	5340-01-497-0686	070	018	1
73342	29510682	5330-01-360-9105	070	017	23
73342	29510781	3020-01-496-9242	070	017	30
73342	29511368	5935-01-459-9847	070	012	10
73342	29511369	5999-01-482-1601	070	012	13
73342	29511371	5340-01-497-0666	070	012	11
73342	29511395	3020-01-361-5169	070	016	13
73342	29511407	5310-01-495-8153	070	017	14
73342	29511647	5315-01-360-6729	070	012	46
73342	29511647	5315-01-360-6729	070	012	56
73342	29511834	2590-01-498-3966	070	04	10
73342	29512875	5331-01-478-7287	070	08	3
73342	29514041	5935-01-459-9908	070	012	15
73342	29514042	5935-01-459-9848	070	012	14
73342	29514043	5935-01-459-9907	070	012	12

CROSS-REFERENCE INDEX

PART NUMBER INDEX

CAGEC	PART NUMBER	NSN	GROUP	FIG	ITEM
73342	29514364	5325-01-481-9531	070	017	19
73342	29514787	2520-01-496-6343	070	014	31
73342	29514792		070	014	33
73342	29514799	3040-01-439-7488	070	016	14
73342	29514801	3040-01-439-5484	070	09	5
73342	29514802		070	014	5
73342	29514804	2520-01-361-1090	070	014	13
73342	29514805	5305-01-439-6427	070	014	14
73342	29515393	5306-01-478-6261	070	012	33
73342	29515668	2520-01-361-0592	070	016	22
73342	29515690	5330-01-430-3477	070	017	35
73342	29515914		070	016	1
73342	29515915		070	016	9
73342	29516008		070	09	3
73342	29516030	5315-01-453-6936	070	09	8
73342	29516036	5895-01-430-3474	070	02	6
73342	29516159	2520-01-496-7587	070	08	1
73342	29516200	3110-01-496-1561	070	017	15
73342	29516327	5340-01-497-0575	070	012	19
73342	29516329	5340-01-478-4881	070	012	3
73342	29516486	2520-01-439-8297	070	09	14
73342	29516487		070	09	13
73342	29516806	3110-01-496-1572	070	011	9
73342	29519131	5340-01-497-0675	070	013	3
73342	29519134	5975-01-496-3368	070	012	2
73342	29520396	5330-01-461-0588	070	012	17
73342	29522720	2520-01-360-6324	070	06	5
73342	29522720	2520-01-360-6324	070	06	16
73342	29523725	4320-01-439-8329	070	09	9
73342	29524005	5325-01-476-3961	070	012	16
73342	29524335	3120-01-439-9133	070	09	10
73342	29524438		070	012	107
73342	29524442	5340-01-497-0674	070	012	109
73342	29524447	5340-01-443-0317	070	012	118
73342	29524448	5331-01-439-6677	070	012	116

CROSS-REFERENCE INDEX

PART NUMBER INDEX

CAGEC	PART NUMBER	NSN	GROUP	FIG	ITEM
73342	29524449	5330-01-440-8651	070	012	117
73342	29527000	5310-01-476-5134	070	012	1
73342	29529617	3040-01-500-2009	070	05	6
73342	29529973	5975-01-496-3973	070	012	31
03533	2952-L		160	03	11
03533	2952-S		160	03	5
03533	2953		160	03	12
73342	29530092	2520-01-465-7510	070	014	12
73342	29530448	3040-01-361-0755	070	015	32
73342	29530455	2520-01-475-3956	070	015	5
73342	29530456		070	015	6
73342	29530463		070	011	1
73342	29530464		070	011	4
73342	29530467		070	010	1
73342	29530468		070	010	4
73342	29531001	3120-01-360-7779	070	015	11
73342	29531003	3120-01-360-7780	070	015	39
73342	29531004	3120-01-485-7973	070	011	7
73342	29531005	3120-01-496-0921	070	015	7
73342	29531005	3120-01-496-0921	070	017	6
73342	29533240		070	06	22
73342	29533975	3120-01-496-0187	070	016	6
73342	29534354	5330-01-496-4760	070	017	1
73342	29534362	5365-01-360-0937	070	012	110
73342	29534477		070	015	12
73342	29534493	3020-01-361-3957	070	015	10
73342	29534574	2520-01-361-8280	070	015	27
73342	29534575	2520-01-481-6876	070	015	30
73342	29535006	2520-01-360-6312	070	06	4
73342	29535223	5365-01-472-4414	070	017	12
73342	29535230	5330-01-439-8823	070	012	106
73342	29535231	5340-01-496-6460	070	012	105
73342	29535234	3040-01-496-4103	070	017	5
73342	29535575	5305-01-475-4853	070	012	35
73342	29535591		070	014	3

CROSS-REFERENCE INDEX

PART NUMBER INDEX

CAGEC	PART NUMBER	NSN	GROUP	FIG	ITEM
73342	29535595	2590-01-439-5730	070	014	6
73342	29535656		070	017	3
73342	29535660		070	017	4
73342	29535881	5340-01-484-1308	070	014	1
73342	29535946	5340-01-480-7620	070	012	103
73342	29536334	2520-01-496-6112	070	015	28
73342	29536335	2520-01-496-6116	070	015	36
73342	29536336	2520-01-496-6109	070	06	8
73342	29536337	2520-01-360-6318	070	06	26
73342	29536343	5340-01-497-0677	070	015	29
73342	29536344	5340-01-497-0679	070	015	35
73342	29536345	2520-01-496-6518	070	06	9
73342	29536346	2520-01-361-0596	070	06	25
73342	29536463	6150-01-496-2651	070	012	9
73342	29536584	6680-01-496-2181	070	012	104
73342	29536662		070	015	3
73342	29536667		070	06	1
73342	29536670	2520-01-496-5946	070	012	4
73342	29536722	5945-01-360-5162	070	012	40
73342	29536860	4730-01-478-5978	070	012	7
73342	29536861	2520-01-361-0608	070	06	21
73342	29536988	5340-01-497-0682	070	016	26
73342	29537062	3040-01-360-4449	070	016	5
73342	29537066	5330-01-478-3393	070	012	6
73342	29537067	4330-01-496-2970	070	012	5
73342	29537339	4820-01-496-2958	070	012	34
73342	29537369	5945-01-360-5163	070	012	87
73342	29537371	5945-01-360-5161	070	012	43
73342	29537371	5945-01-360-5161	070	012	60
73342	29537726		070	014	7
73342	29537755	2520-01-360-6326	070	015	22
73342	29537789	2520-01-360-6328	070	06	12
73342	29537922	3010-01-360-6338	070	010	8
73342	29537924		070	011	6
73342	29537926	3040-01-496-4061	070	017	10

CROSS-REFERENCE INDEX

PART NUMBER INDEX

CAGEC	PART NUMBER	NSN	GROUP	FIG	ITEM
73342	29537931	3040-01-360-6524	070	010	7
73342	29537933	3040-01-496-3673	070	011	12
73342	29537935	3040-01-496-3675	070	017	17
73342	29537937	2835-01-496-0192	070	011	5
73342	29537939	5325-01-496-0440	070	010	6
73342	29537940	5365-01-496-0854	070	011	13
73342	29537940	5365-01-496-0854	070	017	8
73342	29538448	5330-01-496-4771	070	09	20
73342	29538448	5330-01-496-4771	070	016	10
03533	2954		160	03	13
73342	29540483	2520-01-496-6522	070	06	13
73342	29540494	4330-01-425-7701	094	KITS	
53203	29999		160	01	12
52304	2CP488	4730-01-480-8712	080	02	13
45152	2CP488	4730-01-480-8712	080	04	9
53203	300040	4730-01-088-8335	160	01	15
53203	300045	4720-01-241-4130	160	01	10
53203	300182	4730-01-509-7587	160	01	3
03533	300-201-6		060	01	34
53203	301378		160	01	5
53203	301447		160	01	11
53203	301549	5905-01-503-8040	160	01	4
53203	301610	6680-01-504-3380	160	01	6
75418	3018-01507-01		020	03	10
75418	3018-01519-01	5330-01-331-9283	020	03	8
75418	3018-01703-01	5331-01-459-8509	020	03	7
53203	302078	2920-01-505-3108	160	01	7
53203	302096	6150-01-509-6373	160	01	8
51377	3029-01371-01	5310-01-194-0481	020	03	2
03533	303-260	2990-01-499-3301	050	02	12
03533	303-262	2990-01-499-2206	050	02	11
75418	3038-01510-01		020	03	15
51377	3042-01684-01	5305-01-462-5303	020	03	14
03533	304-256	3020-01-503-8330	170	02	4
51377	3058-01264-02	5310-01-189-8468	020	03	3

CROSS-REFERENCE INDEX

PART NUMBER INDEX

CAGEC	PART NUMBER	NSN	GROUP	FIG	ITEM
03533	308-1	5930-00-735-9539	150	05	64
03533	308-133	5930-00-113-7546	150	05	53
03533	308-227	5930-01-504-1170	170	07	20
03533	308-446	5930-01-503-8693	170	07	13
03533	308-447	5930-01-503-9956	170	07	22
03533	308-449	5930-01-503-8722	170	07	17
03533	308A4	2920-01-503-7123	170	07	76
03533	308E9	5930-01-134-3554	170	07	29
03533	309-0244	5307-01-499-1025	060	01	28
55752	30965	5330-01-509-6313	040	02	11
03533	310-0063	5305-01-500-1192	140	01	22
03533	310-0086	5306-01-499-5781	060	01	36
03533	310-0086	5306-01-499-5781	140	08	2
03533	310-0087	5305-01-499-1069	020	04	3
03533	310-0087	5305-01-499-1069	060	03	1
03533	310-0150	5305-01-499-1039	140	01	19
03533	310-0169	5306-01-499-5766	140	06	7
03533	310-0170	5306-01-499-5771	140	06	13
03533	310-104	5306-01-500-2006	020	02	8
03533	310-104	5306-01-500-2006	050	02	7
03533	310-104	5306-01-500-2006	060	02	8
03533	310-104	5306-01-500-2006	060	04	9
03533	310-104	5306-01-500-2006	070	03	12
03533	310-104	5306-01-500-2006	150	04	13
03533	310-104	5306-01-500-2006	160	01	21
03533	310-105	5306-01-529-6837	060	02	2
03533	310-121	5305-01-499-1659	070	05	8
03533	310-121	5305-01-499-1659	170	07	69
03533	310-122	5306-01-504-1678	020	06	16
03533	310-122	5306-01-504-1678	170	04	2
03533	310-122	5306-01-504-1678	170	014	6
03533	310-129	5305-01-503-9845	040	01	4
03533	310-129	5305-01-503-9845	170	01	17
03533	310-129	5305-01-503-9845	170	04	13
03533	310-129	5305-01-503-9845	170	04	29

CROSS-REFERENCE INDEX

PART NUMBER INDEX

CAGEC	PART NUMBER	NSN	GROUP	FIG	ITEM
03533	310-130	5305-01-503-5759	140	01	9
03533	310-134	5305-01-503-7812	190	04	13
03533	310-135	5305-01-503-6313	160	010	2
03533	310-137	5305-01-499-5677	040	02	7
03533	310-137	5305-01-499-5677	070	03	7
03533	310-137	5305-01-499-5677	115	02	4
03533	310-137	5305-01-499-5677	140	018	3
03533	310-146		150	07	2
03533	310-147	5306-01-509-4707	190	03	36
03533	310-150	5305-01-503-9843	140	012	11
03533	310-150	5305-01-503-9843	170	01	6
03533	310-155		170	012	4
03533	310-160	5305-01-499-2280	140	014	6
03533	310-172	5305-01-509-4504	170	05	14
03533	310-28	5305-01-529-1005	160	03	6
03533	310-38	5305-01-509-2045	140	02	16
03533	310-38	5305-01-509-2045	170	015	3
03533	310-41	5305-01-504-0012	020	06	12
03533	310-41	5305-01-504-0012	170	01	8
03533	310-41	5305-01-504-0012	170	07	50
03533	310-41	5305-01-504-0012	170	014	8
03533	310-42	5305-01-509-4495	150	05	16
03533	310-42	5305-01-509-4495	170	07	66
03533	310-44	5305-01-503-9841	170	07	33
03533	310-45	5305-01-503-9998	170	04	46
03533	310-47	5305-01-504-0004	170	04	47
03533	310-52	5305-01-503-9836	140	04	9
03533	310-52	5305-01-503-9836	160	05	3
03533	310-52	5305-01-503-9836	170	01	12
03533	310-52	5305-01-503-9836	170	012	11
03533	310-53	5305-01-504-0007	170	011	2
03533	310-63		140	05	9
03533	310-64	5305-01-499-2138	140	012	4
03533	310-86	5305-01-500-4617	040	01	22
03533	310-86	5305-01-500-4617	060	01	2

CROSS-REFERENCE INDEX

PART NUMBER INDEX

CAGEC	PART NUMBER	NSN	GROUP	FIG	ITEM
03533	310-86	5305-01-500-4617	140	04	21
03533	310-86	5305-01-500-4617	140	09	25
03533	310-86	5305-01-500-4617	140	012	7
03533	310-86	5305-01-500-4617	140	013	13
03533	310-86	5305-01-500-4617	150	01	4
03533	310-86	5305-01-500-4617	170	04	7
03533	310-86	5305-01-500-4617	170	012	14
03533	310-86	5305-01-500-4617	190	05	28
03533	310-88	5305-01-503-9996	140	07	11
03533	310-90	5305-01-499-5699	140	09	22
03533	310-90	5305-01-499-5699	160	08	3
58755	3109-60-18DOT	4730-01-499-5983	150	05	1
03533	310-97	5306-01-500-2004	050	02	2
03533	310-97	5306-01-500-2004	140	012	2
03533	310-97	5306-01-500-2004	170	07	47
03533	310-97	5306-01-500-2004	170	015	11
03533	310-97	5306-01-500-2004	190	05	22
03533	310-98	5305-01-503-7531	070	04	11
03533	310-98	5305-01-503-7531	150	05	27
58755	3115 56 14DOT	4730-01-332-8488	150	03	50
58755	3115 5614 DOT	4730-01-332-8488	150	05	63
58755	31155614DOT	4730-01-332-8488	150	06	6
03533	319-61	2990-01-498-8358	050	02	6
03533	319C660	4710-01-503-9435	140	016	2
03533	319C661	4710-01-503-9458	140	016	3
03533	319C662	4710-01-503-9449	140	016	23
03533	319E1005	4710-01-503-9475	060	01	23
03533	319F131	3040-01-504-2953	160	06	4
03533	319H-0394	4710-01-503-7895	020	02	19
03533	319J-130		020	02	10
82465	31WLF1420	5310-00-160-1606	020	06	17
82465	31WLF1420	5310-00-160-1606	060	01	3
82465	31WLF1420	5310-00-160-1606	060	03	3
82465	31WLF1420	5310-00-160-1606	140	09	24
82465	31WLF1420	5310-00-160-1606	140	012	12

CROSS-REFERENCE INDEX

PART NUMBER INDEX

CAGEC	PART NUMBER	NSN	GROUP	FIG	ITEM
82465	31WLF1420	5310-00-160-1606	140	013	15
82465	31WLF1420	5310-00-160-1606	140	014	5
82465	31WLF1420	5310-00-160-1606	160	05	4
82465	31WLF1420	5310-00-160-1606	170	01	13
82465	31WLF51618	5310-00-166-8341	150	07	1
03533	32-10		060	01	37
03533	32-1379	2530-01-275-6225	110	01	9
03533	32-1556	5340-01-499-9966	070	03	10
03533	32-2088		020	06	22
K0192	3221-164	5310-99-202-9108	090	02	44
03533	322-139		170	05	13
03533	322-188	5940-01-503-7888	170	04	12
03533	322B-16	5999-01-508-8266	170	05	12
03533	32-30-72		120	02	4
03533	324-0065		160	04	5
85757	3250-0612	4720-01-180-5152	095	BULK	
85757	3250-0612-3		150	03	7
85757	3250-0612-3		150	03	65
85757	3250-0612-3		150	05	46
85757	3250-0612-4		150	02	1
85757	3250-0612-4		150	05	44
85757	3250-0613	4720-01-179-2938	095	BULK	
85757	3250-0616	4720-01-179-2939	095	BULK	
85757	3250-0616-6		150	05	48
85757	3250-1010-25		150	02	4
85757	3250-1010-5		150	03	5
85757	3250-1010-5		150	03	57
03533	325-155	4320-01-503-6836	190	03	31
03533	32-5826		150	04	8
03533	32-7315	5340-01-499-4110	020	02	6
03533	32-7317		020	02	13
03533	32-8420		120	01	2
03533	32-8474		190	02	6
03533	32-8477		070	03	5
03533	32-8529		070	04	2

CROSS-REFERENCE INDEX

PART NUMBER INDEX

CAGEC	PART NUMBER	NSN	GROUP	FIG	ITEM
03533	32-8584		140	013	12
03533	32-8601		170	04	50
03533	32-8602		170	04	3
03533	32-8616		190	05	20
03533	32-8689	5340-01-499-4145	150	02	7
03533	32-8695		190	01	15
03533	32-8706		160	014	4
03533	32-8721		170	04	31
03533	32-8738	5340-01-504-2825	160	05	2
03533	32-8741	5945-01-503-5986	170	07	44
03533	32-8745		170	01	2
03533	32-8746		170	04	45
03533	32-8747		140	016	8
03533	32-8748		140	016	11
03533	32-8776		140	015	6
03533	32-8779		190	04	5
03533	32-8782		160	01	20
03533	32-8797		020	02	12
03533	32-8798		020	02	14
03533	32-8802		170	014	7
03533	32-8803		170	014	5
03533	32-8804		150	07	3
03533	32-8808		070	03	6
03533	32-8808		150	01	6
03533	32-8825		020	06	15
03533	32B-99		150	04	19
03533	32C-0025		170	03	10
03533	32C-0026		170	03	8
03533	32D62	5340-01-496-2272	080	05	21
03533	32D63	5340-01-496-2275	080	05	25
03533	32E-0181		170	04	35
03533	32E-0184	6160-01-503-6139	140	017	10
03533	32E-0189	6160-01-503-6138	140	017	13
03533	32E-0190		170	04	39
03533	32F-416		150	07	4

CROSS-REFERENCE INDEX

PART NUMBER INDEX

CAGEC	PART NUMBER	NSN	GROUP	FIG	ITEM
03533	32J-0174		020	01	14
03533	32J-0191		020	01	15
03533	32K-721		020	01	13
03533	32K-731		020	01	5
03533	32K-732		020	01	22
03533	32M-0209		140	06	2
03533	32M222		140	07	1
03533	32M223		140	07	7
03533	32N-80		040	02	15
03533	32P-0141	2510-01-500-0340	040	01	11
03533	32P-0142	2510-01-500-0341	040	01	2
03533	32P-119	5340-01-499-1742	040	01	7
03533	32P-145	5340-01-499-1743	040	01	10
03533	32T16		140	09	23
03533	32U-201	5340-01-499-1730	050	02	10
03533	32U-202	5340-01-499-1726	040	02	16
03533	32U-211	5340-01-499-1718	050	02	1
03533	32U-216	5340-01-499-4110	050	02	8
03533	32V-79		190	05	25
03533	32W-202		160	03	15
03533	32X53	5340-01-496-2282	080	05	8
03533	32X54	5340-01-496-2284	080	05	9
03533	32Z-175		115	01	11
03533	32Z-176		115	01	12
26151	330-3009	5330-01-071-8179	080	03	16
27914	33048-0004	5340-01-240-6128	140	018	17
78222	3331322K	5365-01-394-5979	110	02	5
79470	3350X6	4730-00-277-8257	020	06	38
79470	3350X6	4930-00-277-8257	150	03	1
21868	3365-16400	4720-00-076-3428	095	BULK	
03533	33F-59	5340-01-499-9957	070	04	13
26151	340-4009	5340-01-105-5731	080	03	7
K0192	34257/1903	2520-99-665-7087	090	01	1
03533	346-164	4820-01-503-8266	150	05	82
03533	346-229	4820-01-503-8187	150	05	67

CROSS-REFERENCE INDEX

PART NUMBER INDEX

CAGEC	PART NUMBER	NSN	GROUP	FIG	ITEM
03533	346-305	4810-01-503-8205	150	05	15
03533	346-309	4820-01-503-8197	150	05	19
03533	346-317	4820-01-503-8146	150	01	2
03533	34-635	5340-01-496-3031	080	05	18
03533	346-8	4820-00-728-7467	150	02	2
03533	346A-9		160	05	1
03533	346C18	4810-01-503-8174	020	06	11
03533	349-228	4820-01-503-8192	190	03	15
03533	349F126	4810-01-503-8218	190	03	46
03533	34C18	5340-01-496-6099	080	05	2
03533	350-29		040	02	25
03533	35-16	5365-01-496-0717	080	05	6
03533	352-0112	5340-01-499-8445	140	01	44
03533	352-0169	5340-01-499-8406	140	01	28
03533	352-96	5340-01-499-8370	110	01	10
03533	352-97	5340-01-499-8381	110	01	11
03533	352A-18		020	01	19
03533	352A-19	5342-01-503-8177	020	01	10
03533	353-28	4820-01-503-8214	020	06	36
14959	353-4	4820-00-287-5151	040	02	2
03533	35-346	3120-01-503-5267	160	06	2
52304	35428	5365-01-059-0126	080	04	13
03533	355-0087		115	01	8
03533	355-86	2510-01-504-0783	160	06	1
03533	355J-0012		115	01	3
03533	357-11	4720-01-503-7205	095	BULK	
03533	357-11-15		160	013	3
03533	357-1-2		150	05	49
03533	357-17	4720-01-503-9165	095	BULK	
03533	357-17-2		150	05	71
03533	357-2	4720-01-503-9158	095	BULK	
03533	357-2-2		150	05	66
03533	357-27	4720-01-503-9332	095	BULK	
26151	359-3127		080	03	4
26151	359-5985		080	03	8

CROSS-REFERENCE INDEX

PART NUMBER INDEX

CAGEC	PART NUMBER	NSN	GROUP	FIG	ITEM
26151	359-5990	5340-01-104-9826	080	03	19
26151	359-5991	5330-01-333-3740	080	03	6
26151	359-5992	2530-01-416-4047	080	03	3
26151	359-5994		080	03	5
26151	359-5995	2530-01-065-8476	094	KITS	
26151	359-6032		080	03	2
03533	361-10	5310-01-500-5805	080	03	17
03533	361-10	5310-01-500-5805	140	02	9
03533	361-10	5310-01-500-5805	140	03	19
03533	361-10	5310-01-500-5805	140	04	18
03533	361-10	5310-01-500-5805	140	09	19
03533	361-10	5310-01-500-5805	150	05	42
03533	361-10	5310-01-500-5805	150	06	5
03533	361-10	5310-01-500-5805	170	03	4
03533	361-10	5310-01-500-5805	170	06	2
03533	361-10	5310-01-500-5805	170	011	6
03533	361-10	5310-01-500-5805	190	05	18
03533	361-11	5310-01-500-4223	140	02	5
03533	361-11	5310-01-500-4223	150	04	18
03533	361-11	5310-01-500-4223	170	016	3
03533	361-11	5310-01-500-4223	190	05	16
03533	361-12		140	010	4
03533	361-12		140	015	3
03533	361-13	5310-01-503-4917	170	04	43
03533	361-13	5310-01-503-4917	170	09	3
03533	361-13	5310-01-503-4917	180	01	5
03533	361-13	5310-01-503-4917	190	01	13
03533	361-14		020	01	25
03533	361-5		160	03	8
03533	361-56	5310-01-503-5282	170	01	11
03533	361-6	5310-01-503-5248	040	01	6
03533	361-6	5310-01-503-5248	160	010	4
03533	361-7	5310-01-522-3504	020	06	13
03533	361-7	5310-01-522-3504	140	05	13
03533	361-7	5310-01-522-3504	170	04	32

CROSS-REFERENCE INDEX

PART NUMBER INDEX

CAGEC	PART NUMBER	NSN	GROUP	FIG	ITEM
03533	361-7	5310-01-522-3504	170	09	5
03533	361-7	5310-01-522-3504	170	011	8
03533	361-7	5310-01-522-3504	190	05	7
03533	361-88	5310-01-503-5279	170	07	55
03533	361-9		170	03	2
03533	361-9		190	05	10
03533	361-92		060	04	13
03533	361M-0011	5310-01-508-7908	170	04	14
03533	362-101		170	07	83
03533	362-11	5310-01-509-3604	140	07	3
03533	362-16	5310-01-500-4216	140	04	20
03533	362-16	5310-01-500-4216	140	05	2
03533	362-19	5310-01-509-3590	140	02	8
03533	362-19	5310-01-509-3590	140	03	18
03533	362-19	5310-01-509-3590	140	04	17
03533	362-19	5310-01-509-3590	140	09	20
03533	362-19	5310-01-509-3590	170	03	5
03533	362-22	5310-01-499-2143	060	01	30
03533	362-22	5310-01-499-2143	060	02	7
03533	362-22	5310-01-499-2143	070	04	6
03533	362-22	5310-01-499-2143	115	02	5
03533	362-22	5310-01-499-2143	140	01	49
03533	362-22	5310-01-499-2143	140	02	6
03533	362-22	5310-01-499-2143	140	015	5
03533	362-22	5310-01-499-2143	140	018	5
03533	362-22	5310-01-499-2143	170	04	53
03533	362-22	5310-01-499-2143	190	03	14
03533	362-23	5310-01-500-5593	140	08	6
03533	362-24	5310-01-500-5598	170	03	13
03533	362-24	5310-01-500-5598	190	03	11
03533	362-26	5310-01-503-4932	190	02	2
03533	362-27	5310-01-499-2149	170	04	37
03533	362-28		190	02	10
03533	362-29	5310-01-500-5592	110	01	22
03533	362-29	5310-01-500-5592	140	01	30

CROSS-REFERENCE INDEX

PART NUMBER INDEX

CAGEC	PART NUMBER	NSN	GROUP	FIG	ITEM
03533	362-38	5310-01-445-7647	080	05	5
03533	362-51	5310-01-503-5265	140	01	39
03533	362-51	5310-01-503-5265	190	01	12
03533	362-52	5310-01-529-6362	020	01	17
03533	362-64	5310-01-495-8334	080	05	26
03533	362-64	5310-01-495-8334	110	01	23
03533	362-9	5310-01-503-4939	160	010	3
03533	362-9	5310-01-503-4939	170	04	30
03533	365-1307	6150-01-503-7495	170	08	5
03533	365-1328		140	013	6
03533	365-1448	6150-01-503-6401	170	01	14
03533	365-1450	6150-01-503-5662	140	016	12
03533	365-1486	6150-01-503-6402	170	013	8
03533	365-1488	6150-01-499-9181	140	012	15
03533	365-1491	6150-01-503-5664	140	017	8
03533	365-1529	6150-01-509-6370	170	015	8
03533	365-1540		170	07	32
03533	365-1541		170	015	9
03533	365-1555		170	017	6
03533	365-820	6150-01-503-6405	170	013	15
03533	365A-331	6150-01-503-6751	170	014	4
03533	365B-0275	6150-01-496-3128	070	02	8
03533	365B-0276	6150-01-497-0546	070	02	7
03533	365B-0277	6150-01-503-6386	170	012	1
03533	365B-217	6150-01-503-6801	170	014	1
03533	365B-278	6150-01-503-7497	170	05	7
03533	365C-0192	6150-01-496-3144	070	02	4
03533	365C-0342	6150-01-496-3138	070	02	3
03533	365C-0343	6150-01-496-3140	070	02	2
03533	365C-0352	6150-01-503-6411	170	012	10
03533	365C-322	6150-01-503-6383	170	015	7
03533	365C-323	6150-01-503-6391	170	015	10
03533	365C-372	6150-01-503-6796	020	04	2
03533	365C-372	6150-01-503-6796	170	017	2
03533	365E-287	6150-01-503-6759	170	07	43

CROSS-REFERENCE INDEX

PART NUMBER INDEX

CAGEC	PART NUMBER	NSN	GROUP	FIG	ITEM
03533	365F-0025	6150-01-503-6396	170	016	1
03533	365G-0034	6150-01-503-6410	170	017	1
03533	365G-27	6150-01-503-6408	170	07	57
03533	366-1673		170	011	12
03533	366-1704		170	08	3
03533	366-1706		170	08	4
03533	366-1759	6150-01-503-6497	170	013	17
03533	366-1760		170	013	14
03533	366-1762		170	07	38
03533	366-1770	6150-01-503-6817	170	013	13
03533	366-1779		170	08	1
03533	366-1785		170	08	2
03533	366-347		170	011	11
03533	366A-12-15		160	013	4
03533	366A-12-2		150	03	42
03533	366A-13-2		150	03	33
03533	366A-15-2		150	03	40
03533	366A-15-8		150	05	37
03533	366A-16-2		150	03	32
03533	367-0169	5310-01-498-0294	140	01	21
03533	367-0173		170	07	77
03533	367-216	5310-01-500-5604	140	01	37
03533	367-233	5310-01-500-5595	060	01	25
03533	367-288	5310-01-503-5272	160	06	17
03533	367-44	5310-01-503-5255	020	01	23
03533	367-58	5310-01-500-5596	060	03	2
03533	367-58	5310-01-500-5596	140	013	14
03533	367-58	5310-01-500-5596	160	014	2
60038	3720	3110-00-100-0376	080	03	10
07096	374-300	4720-01-504-1708	020	05	8
07096	374-400	4720-01-503-9053	020	05	2
60038	3782	3110-00-100-3104	080	03	9
26151	382-8064	5330-01-509-1521	080	03	14
52304	39074	2530-01-023-7015	080	04	6
06853	391624		150	05	20

CROSS-REFERENCE INDEX

PART NUMBER INDEX

CAGEC	PART NUMBER	NSN	GROUP	FIG	ITEM
45152	3HB881	5930-01-480-9092	140	012	28
45152	3HB882	5310-01-479-5873	140	012	29
45152	3HS163	5310-01-478-7311	080	04	26
75418	4001-40690-01		020	03	19
75418	4001-40691-01		020	03	17
0N972	401005	4820-01-191-6387	150	03	44
03533	40-12	6350-01-503-4487	170	07	35
51377	4026-36900-01	2530-01-246-4400	020	03	12
75418	4040-41131-01		020	03	9
75418	4043-40825-01		020	03	4
75418	4043-41130-01	2930-01-332-9887	094	KITS	
75418	4073-38444-01		020	03	13
75418	4079-41132-01		020	03	11
75418	4079-41133-01		020	03	16
75418	4088-40615-01		020	03	18
03533	41-175	2540-01-507-1429	140	010	2
03533	41-186		140	010	6
27618	4156P11	4730-00-511-1677	150	05	9
27315	41911	5330-00-531-3197	150	06	3
52304	43943	5310-01-110-7815	080	04	16
24617	444058	4730-00-595-0143	150	03	25
03533	44-44	5935-01-503-8324	170	012	3
24617	444476	4730-00-639-9730	150	05	55
0N972	451036-B	4720-01-509-4473	150	05	26
0N972	451036-R	4720-01-509-4468	150	05	24
06495	45M4R528		180	01	2
13445	46211-01	5940-01-473-5614	170	07	39
03533	46-556		140	02	18
03533	46-557		140	02	2
03533	46-558	2510-01-504-1171	140	02	1
03533	46-558-01		140	03	2
03533	46-558-03	2510-01-503-9848	140	03	21
03533	46-558-04	5340-01-503-8998	140	03	6
03533	46-558-07		140	03	16
03533	46-558-08		140	03	15

CROSS-REFERENCE INDEX

PART NUMBER INDEX

CAGEC	PART NUMBER	NSN	GROUP	FIG	ITEM
03533	46-558-09		140	03	14
03533	46-558-10	2590-01-504-1242	140	03	13
03533	46-558-11		140	03	22
03533	46-558-12	2930-01-503-5002	140	03	5
03533	46-558-2	5340-01-503-9368	140	03	4
03533	46-558-5	5340-01-503-9377	140	03	8
03533	46-558-6	5340-01-503-9087	140	03	7
03533	47-241		140	012	33
03533	47-242		140	012	32
03533	47-243		140	012	34
K0312	4810	3120-99-821-9806	090	02	32
24956	48519-40-KE27WC	2540-01-389-0399	140	019	7
03533	48B247		170	01	1
03533	49-50	5340-01-503-8778	020	01	26
03533	4P-6422		160	02	12
13499	500-1114-003	5310-01-042-8391	170	02	23
24956	503644OFI27WC		140	019	25
03533	51-23		060	01	8
03533	5214740	2540-01-504-2851	140	019	5
24956	5219140KT27WC		140	019	4
79136	5304-125	5325-01-152-4536	080	04	14
7H161	5-515X	2520-01-289-8307	120	02	6
78222	5540521	3130-01-498-3675	110	02	9
78222	5541331	3110-01-498-3678	110	02	8
78222	5541911	5330-01-499-1775	110	02	2
78222	5542261	5330-01-502-6567	110	02	1
78222	5543011	2530-01-498-5155	110	02	7
78222	5543211	5330-01-499-8968	110	02	12
03533	55-47	5340-01-499-8141	050	01	2
03533	55-7	5340-01-499-1747	050	01	6
03533	55-77	5340-01-499-1747	050	02	3
22031	5602-24-24-24	4730-01-505-4705	190	03	22
03533	56-100		020	06	9
03533	56-100		060	01	15
03533	56-105		060	01	4

CROSS-REFERENCE INDEX

PART NUMBER INDEX

CAGEC	PART NUMBER	NSN	GROUP	FIG	ITEM
03533	56-125	5340-01-499-9931	150	01	3
03533	56-125	5340-01-499-9931	150	04	1
03533	56-125	5340-01-499-9931	170	010	1
03533	56-128	5340-01-101-8262	150	06	11
03533	56-128	5340-01-101-8262	170	010	4
03533	56-150		070	04	3
03533	56-150		150	06	9
03533	56-202		020	06	19
03533	56-202		060	01	21
03533	56E4	4730-01-504-1703	020	05	7
03533	56E5	4730-01-504-3386	020	05	1
34623	57 43563	5310-01-445-6872	160	011	6
13445	57300-38	5930-01-499-7166	170	07	70
03533	58-1		060	04	5
03533	58-16	4730-01-509-4397	170	07	80
03533	58-45	4730-01-523-7603	040	02	24
03533	58-8	4730-01-499-5442	140	016	19
34623	5982526	5310-01-198-1722	140	01	18
34623	5982526	5310-01-198-1722	160	08	4
03533	608X	2540-01-500-4198	140	09	17
03533	608X-09		140	09	21
03533	60-96	5315-01-509-9057	110	01	17
81337	6-1-5866-17	5310-01-130-9065	020	03	21
24956	6205740BK25WJ	5310-01-382-7052	140	019	23
83600	6207440	5310-01-509-9211	140	019	3
03533	62402513859	2540-01-504-1228	140	03	20
83600	6257140NT27WC	5310-01-509-9214	140	019	21
24956	6257240CP25WJ		140	019	19
83600	6257340WA25WJ	5310-01-509-9200	140	019	16
83600	6257440WA25WJ	5310-01-509-9209	140	019	17
83600	6257740NT25WJ	5310-01-509-9213	140	019	18
83600	6257840WA27WC	5310-01-509-9208	140	019	22
24956	6258040NT25WJ	2530-01-526-6086	140	019	20
24956	6266740SC25WJ		140	019	12
83600	6271440SH25WJ	2540-01-479-5053	140	019	26

CROSS-REFERENCE INDEX

PART NUMBER INDEX

CAGEC	PART NUMBER	NSN	GROUP	FIG	ITEM
03533	6-28-347		120	02	5
03533	63-1472		160	05	6
03533	63-1488		170	07	27
03533	63-1775		170	07	31
03533	63-1812	2590-01-500-5009	140	018	15
03533	63-1853		170	04	21
03533	63-1867		170	04	1
03533	63-1868		170	04	48
03533	63-43	2990-00-006-6252	050	02	5
03533	63A-0061		170	04	20
03533	63A-0062		170	04	8
03533	63B13		170	01	3
03533	63K-6	2590-01-507-0637	040	01	12
93061	63NTA-6	4730-01-056-4990	140	018	2
03533	6-40-521	3040-01-498-2256	120	02	3
53203	64079	2910-01-504-1972	160	01	1
24956	65652-40M025WJ	2540-01-448-8388	140	019	10
83600	6573220M025WJ	2540-01-507-1766	140	019	9
30226	661-C	5340-01-164-1066	140	09	12
18889	66350B	2530-01-510-0454	080	03	1
63208	667-101	4730-01-503-9502	020	02	4
63208	667-70	4730-01-503-9495	020	02	22
63208	667-85	4730-01-503-9497	020	02	18
03533	6701340	2540-01-504-2847	140	019	1
72447	6-73-210	5306-00-529-1320	120	02	8
24956	6787740NT25WJ		140	019	11
03533	68-0305		170	012	8
03533	68-269	5961-01-509-0408	170	07	37
03533	68-298	5935-01-504-0711	170	04	22
73342	6885065	5360-01-359-7952	070	012	99
03533	68C10	5925-01-503-7845	170	07	61
03533	68C11	5925-01-503-7847	170	07	60
03533	68C12	5925-01-503-7854	170	07	63
03533	68C-19	5925-01-503-8614	170	011	1
03533	68C20	5925-01-503-7853	170	07	62

CROSS-REFERENCE INDEX

PART NUMBER INDEX

CAGEC	PART NUMBER	NSN	GROUP	FIG	ITEM
03533	68C-6		170	04	55
03533	68E-7	5998-01-503-7509	170	01	16
03533	68F10	5920-01-503-4324	170	01	15
03533	68F11	5920-01-503-4322	170	01	18
30187	690-210	2540-01-154-1322	140	02	15
K0192	6954/82	5315-99-830-5139	090	02	26
K0192	6954-135	2530-99-830-5136	090	02	40
K0192	6954-165	5360-99-828-7207	090	02	56
30780	6C5BXS	4730-00-143-3941	040	02	21
45152	6HD24	5340-01-478-6411	080	04	23
19207	6TMF/TYPEI	6140-01-446-9498	170	04	17
53203	700010	6140-01-503-6137	140	017	12
53203	700014	6140-01-504-4757	170	04	34
64678	70209	5310-01-478-9299	080	02	19
23862	717894	2530-01-032-5118	150	03	37
03533	71R4500		140	013	8
03533	71R7650		140	013	7
03533	73-0231		170	013	11
03533	73-0232	6150-01-503-6816	170	013	12
03533	73-239	6150-01-509-7639	170	013	6
03533	73-240	6130-01-509-4921	170	013	5
03533	73A-0213	6150-01-503-7517	170	013	16
03533	73A-0214	6150-01-503-7519	170	013	18
03533	73A-0222	6150-01-503-7499	170	013	3
03533	73A-0223	6150-01-503-7501	170	013	2
03533	73A-0224	6150-01-503-7504	170	013	4
03533	73A-0225	6150-01-503-6493	140	017	5
03533	73A-0226	6150-01-503-5677	140	017	3
03533	73A-0227	6150-01-503-6495	140	017	4
03533	73A-0228	6150-01-503-5678	140	017	2
03533	73A-0234	6150-01-503-6806	170	012	16
03533	73A-0235	6150-01-503-7514	170	012	18
03533	73A-0236	6150-01-503-7512	170	012	17
03533	73A-0238	6150-01-503-5671	140	017	16
03533	73A-0239	6150-01-503-5670	140	017	17

CROSS-REFERENCE INDEX

PART NUMBER INDEX

CAGEC	PART NUMBER	NSN	GROUP	FIG	ITEM
03533	73A-220	6150-01-509-6378	170	013	7
03533	73A-253		170	013	1
03533	73B-3	6150-01-509-6381	170	016	5
03533	74-107	4730-01-500-2805	150	05	36
03533	74-87	4730-01-503-7533	150	02	9
03533	74-87	4730-01-503-7533	150	05	32
03533	75-0046	4130-01-503-6354	140	015	1
K0192	7600-134	5315-99-830-5137	090	02	49
74400	76575	5930-01-458-6927	150	05	80
74400	76575	5930-01-458-6927	170	011	10
03533	76C-27	2530-01-499-0900	110	01	16
K0192	7758/40	5305-99-774-3994	090	02	55
K0192	7758-99	2530-99-755-8882	090	02	57
03533	78-236	2510-01-504-1218	140	02	14
03533	78-236-08		140	04	19
03533	78-236-101	2540-01-504-2625	140	04	1
03533	78-236-103	2540-01-504-0056	140	04	8
03533	78-236-105	2540-01-504-2633	140	04	14
03533	78-236-12		140	04	6
03533	78-236-13		140	04	7
03533	78-236-14		140	04	10
03533	78-236-15		140	04	11
03533	78-236-18	9340-01-503-4206	140	04	13
03533	78-237	2510-01-504-2609	140	02	13
03533	78-237-02		140	05	8
03533	78-237-03	2510-01-504-2638	140	05	10
03533	78-237-04	3990-01-504-3965	140	05	6
03533	78-237-10		140	05	14
03533	78-237-100	2540-01-504-2631	140	05	4
03533	78-237-101		140	05	1
03533	78-237-11		140	05	11
03533	78-271		140	04	22
K0192	7940/75A	5307-99-769-1362	090	02	21
52304	79903	5330-01-113-0593	080	04	11
45152	7HB154	2530-01-480-7065	110	02	6

CROSS-REFERENCE INDEX

PART NUMBER INDEX

CAGEC	PART NUMBER	NSN	GROUP	FIG	ITEM
06853	800477	2530-01-500-5487	150	03	66
52304	804008	5305-01-509-1920	080	04	22
52304	804024	5310-01-163-9298	080	04	18
52304	804304	5310-01-155-4318	080	04	19
52304	804703	5305-01-156-5419	080	04	8
52304	808058	5340-01-503-1013	080	04	7
52304	808290	2530-01-496-7882	080	04	25
52304	808291	2530-01-496-4880	080	04	25
52304	809899	5340-01-523-4959	080	04	5
52304	811523	3120-01-496-3645	080	02	6
52304	813275	3120-01-496-3211	080	02	16
52304	813452	5340-01-523-6326	080	04	4
52304	815492	5340-01-496-4120	080	04	17
52304	815493	5340-01-496-4165	080	04	17
52304	815622	5310-01-495-7960	080	02	21
52304	815623	5310-01-495-7953	080	02	20
52304	815638	5310-01-495-7973	080	02	18
52304	816239	5305-01-495-9402	080	02	5
52304	816294	5330-01-496-5240	080	02	15
03533	816295	2530-01-496-4772	080	02	14
52304	816369	5306-01-495-9426	080	02	7
52304	817017	5360-01-505-4237	080	04	3
52304	817452	5315-01-496-3450	080	02	17
52304	817492	5365-01-496-3608	080	02	3
52304	817493	5365-01-496-3358	080	02	3
52304	817494	5365-01-496-3352	080	02	3
03533	817653	2510-01-496-4673	080	02	4
52304	817741	2530-01-496-4886	080	02	22
52304	817755	2530-01-496-0986	080	02	12
03533	818471	2530-01-496-4777	080	02	10
03533	818472	2530-01-496-4682	080	02	10
52304	818474	5340-01-524-5085	080	02	11
52304	819725	5360-01-024-7898	080	04	1
03533	819752	2530-01-496-4888	080	04	2
52304	820518	5330-01-496-5233	080	02	2

CROSS-REFERENCE INDEX

PART NUMBER INDEX

CAGEC	PART NUMBER	NSN	GROUP	FIG	ITEM
52304	821318	5306-01-495-9428	080	04	24
52304	821335	5310-01-495-7949	080	04	21
81343	8-4 140137SA	4730-01-231-2760	150	03	63
79470	8486488	4730-00-647-3343	190	04	11
27783	8500V	2640-00-004-8297	160	011	4
K1489	850132B1020-011	5330-99-815-9846	090	02	35
03533	86-121	2990-01-499-5398	050	01	7
03533	86F146	4710-01-503-7911	020	05	3
03533	86F147	4710-01-503-8270	020	05	4
1CW22	87400	5945-01-507-3637	170	07	40
03533	88	2540-01-504-1169	140	04	4
03533	89C-107	2990-01-500-2134	050	01	3
03533	89C-108	2990-01-503-4943	050	01	5
30780	8F5BX-S	4730-01-156-4835	190	03	24
45152	8HB299	5305-01-480-0359	170	02	31
45152	8HB307	5305-01-480-0368	170	02	6
45152	8HB356	5306-01-478-6121	070	08	5
45152	8HB357	5340-01-480-7072	070	08	4
51377	9002-00491-68	5331-01-393-5630	020	03	6
51377	9002-00741-58	5331-01-195-1500	020	03	5
39428	90077A148	5305-01-356-8417	110	03	5
03533	904287	2520-01-498-9363	120	02	2
K4365	9049991591	5310-99-765-7508	090	02	45
79470	9100473	4730-00-677-1289	190	04	4
16733	910072	4730-00-719-2708	150	05	65
39428	91247A580	5305-01-391-2379	080	03	18
03533	91-39	4720-01-503-9061	020	02	23
03533	91-46	4720-01-503-9054	020	02	20
72447	916657-585	2530-01-500-0211	110	01	4
03533	91-79	4730-01-503-7899	060	01	19
13548	9380SWD	6220-01-234-3218	170	015	1
73342	9441999		070	06	23
01VG5	96801244	2910-01-498-8194	040	01	1
52304	970734	2530-01-496-4773	080	02	22
34914	992 4051	5305-01-158-2041	070	016	21

CROSS-REFERENCE INDEX

PART NUMBER INDEX

CAGEC	PART NUMBER	NSN	GROUP	FIG	ITEM
34914	992 4051	5305-01-158-2041	070	017	29
45152	9HA552	2540-01-491-1436	140	018	10
45152	9HB108	2410-01-480-2005	140	018	8
11083	9N3645	5307-01-503-4953	060	04	3
11083	9N3668	2520-01-184-1042	060	04	2

Parts Manual



See "General Information"
for New Parts Manual
Features.

3126E Truck Engine

LEF1-Up (Engine)



Product and Dealer Information

Note: For product identification plate locations, see the section "Product Identification Information" in the Operation and Maintenance Manual.

Delivery Date: _____

Product Information

Model: _____

Product Identification Number: _____

Engine Serial Number: _____

Transmission Serial Number: _____

Generator Serial Number: _____

Attachment Serial Numbers: _____

Attachment Information: _____

Customer Equipment Number: _____

Dealer Equipment Number: _____

Dealer Information

Name: _____ Branch: _____

Address: _____

Dealer Contact

Phone Number

Hours

Sales: _____

Parts: _____

Service: _____

TM 9-2320-312-24P
MEMORANDA

TABLE OF CONTENTS

Name	Page	Name	Page
GENERAL INFORMATION	A2	LINES GP-ENGINE OIL	59
REPAIR ALTERNATIVES	A4	LINES GP-TURBOCHARGER OIL	60
SUPPLEMENTAL COOLANT ADDITIVES	A5	PUMP GP-ENGINE OIL	61
MAINTENANCE PARTS	A6	COOLING SYSTEM	63
INDEX	A7	COOLER GP-ENGINE OIL	63
ENGINE ARRANGEMENT	1	ELBOW GP-WATER	64
ENGINE AR-COMPLETE	1	LINES GP-WATER	66
ENGINE AR-CORE	2	PUMP GP-WATER	68
BASIC ENGINE	3	AIR INLET AND EXHAUST SYSTEM	69
AIR COMPRESSOR GP	3	COVER GP-AIR INLET	69
BELT TIGHTENER GP	5	ELBOW GP-AIR INLET	70
CAMSHAFT GP	6	FASTENER GP-INLET MANIFOLD	71
COVER GP-CYLINDER BLOCK	8	LINES GP-AIR	72
COVER GP-FRONT HOUSING	10	MANIFOLD GP-EXHAUST	73
COVER GP-VALVE MECHANISM	11	TURBOCHARGER GP	74
CRANKSHAFT GP	12	FUEL SYSTEM	78
CYLINDER BLOCK GP	13	LINES GP-FUEL	78
CYLINDER HEAD AS	16	PUMP & MTG GP-UNIT INJ HYD	80
CYLINDER HEAD GP	20	PUMP GP-FUEL INJECTION	82
DAMPER GP	28	PUMP GP-FUEL PRIMING	83
FASTENER GP-FLYWHEEL	29	PUMP GP-FUEL TRANSFER	84
FASTENER GP-FRONT COVER	30	PUMP GP-UNIT INJECTOR HYD	85
GEAR GP-FRONT	32	SEAL GP-FUEL INJECTOR	86
HOUSING GP-FLYWHEEL	34	ELECTRICAL AND STARTING SYSTEM	87
HOUSING GP-FRONT	35	CONTROL & MTG GP-ENGINE ELEK	87
IDLER GP	36	CONTROL GP-ELECTRONIC	88
LIFTER GP-VALVE	37	FASTENER GP-GROUND STUD	90
LIFTING GP-ENGINE	38	HEATER GP-AIR INLET	91
LINES GP-AIR COMPRESSOR	39	MOUNTING GP-SOLENOID	92
MOUNTING GP-FAN DRIVE	40	SENSOR GP-ENGINE	94
PAN GP-OIL	41	SENSOR GP-PRESSURE	96
PISTON & ROD GP	43	SENSOR GP-SPEED	100
PLUG GP-CYLINDER BLOCK	44	VALVE GP-SOLENOID	102
PULLEY GP	46	WIRING GP-ELECTRONIC CONTROL	104
PULLEY GP-CRANKSHAFT	48	PART NUMBER INDEX	B1
SEAL GP-CRANKSHAFT	49		
SUPPORT GP-ENGINE	50		
VALVE MECHANISM GP	51		
LUBRICATION SYSTEM	54		
BREATHER GP	54		
FILLER GP-ENGINE OIL	55		
FILTER GP-ENGINE OIL	56		
FUMES DISPOSAL GP	57		
GAUGE GP-OIL LEVEL (DIPSTICK)	58		

GENERAL INFORMATION

1. ENGINE IDENTIFICATION

Caterpillar engines are identified with Serial Numbers and Arrangement Numbers. In some cases, Modification Numbers are also used. The serial number plate which shows these numbers is mounted on the engine.

Caterpillar dealers need this information to determine which components were included on the engine when it was assembled at the factory. This permits accurate identification of replacement part numbers.

2. ORDERING PARTS

WARNING

When replacement parts are required for this product Caterpillar recommends using Caterpillar replacement parts or parts with equivalent specifications including, but not limited to, physical dimensions, type, strength and material.

Failure to heed this warning can lead to premature failures, product damage, personal injury or death.

Quality Caterpillar replacement parts are available from Caterpillar dealers throughout the world. Their parts inventories are up to date and include all parts normally required to protect your investment in Caterpillar Engines. Dealers may offer repair kits or remanufactured parts to allow selection of the most effective repair alternative for a particular situation. When ordering parts, your order should specify the quantity, part number, part name, and the serial number/product identification number of the engine for which the parts are needed.

3. PARTS MANUAL ORGANIZATION

Product information in this manual is presented as "information elements" that represent all of the components for the specific model. An Engine Arrangement is an example of an information element. The information elements are organized alphabetically by part name and secondarily by part number within each major section of the manual.

4. TABLE OF CONTENTS

New Feature

A table of contents (TOC) is found at the beginning of the manual. The TOC lists each section of the manual with a complete list of all information elements organized as they appear in the manual. Page numbers are provided for quick reference to detailed parts identification illustrations and serviceable consist lists.

5. MAINTENANCE PARTS INDEX

The Maintenance Parts Index, located near the beginning of the manual, references most frequently used maintenance part numbers, providing description, quantity, usage and page number. This information is organized alphabetically by part description.

6. INDEX

The index located near the front of the manual is an alphabetical listing of all information elements included in the manual. Page numbers are provided for quick reference to detailed parts identification illustrations and serviceable consist lists.

7. PART NUMBER INDEX

A numerical index listing all part numbers and the corresponding page number(s) appears at the back of the manual.

8. CAPTIONS

Captions located at the top of each page of an information element identify the part number and part name along with additional descriptive information. S/N information found in each caption should be used to select correct information for a specific engine. Field replacement options, identification of optional attachment components, and where used ("part of") information is also provided.

New Feature

The first line of a caption is shown in larger type font to indicate the beginning of an information element. Captions for additional pages that may be required to illustrate an information element will be shown in standard type font and will include the term (*contd.*)

GENERAL INFORMATION

9. NON-SERVICED PARTS

New Feature

In some instances it is necessary to display non-serviced parts that are a link to lower level serviceable consist lists. These non-serviced part numbers are shown in *italic* type indicating that they are not available. All consist lists have not been converted to reflect this enhancement.

NOTE:

Continuing improvement and advancement of product design may cause changes to your engine which may not be included in this publication. Whenever a question arises regarding your Caterpillar product or this publication, please consult your Caterpillar dealer for the latest available information.

10. PARTS LIST REFERENCE NUMBERS

New Feature

Numbers shown in the Ref No column correspond to numbers used in the associated graphic(s). An alphabetic suffix may be added to a reference number to identify lower level consist items. Numbers shown in the Graphic Ref column refer to the graphic number identifier displayed in the lower left corner of each illustration. The Graphic Ref number may be used in combination with the item Ref No to determine the correct part number. There may be intentional omission of a Ref No in a consist list as information is updated to reflect the latest serviceable part numbers.

11. INDENTED PART NAMES

When a part name is indented in a parts list, it is part of (included in) the group or assembly under which it is indented.

12. ILLUSTRATION REFERENCE LETTERS

When necessary, illustrations contain reference letters (A, B, C etc.) that are intended to track lines and harnesses from one point to another. They are also used to show where to reconnect illustrations that have been separated.

13. ABBREVIATIONS AND SYMBOLS

O.D. – Outside Diameter
 I.D. – Inside Diameter
 A – Not Part Of This Group
 B – Use As Required
 C – Change From Previous Type
 D – Order By The Meter
 E – Order By The Centimeter
 F – Not Shown
 G – Order By The Inch
 I – See Hose Fabrication Guide
 M – Metric Part
 R – Remfg Part May Be Available
 Y – Separate Illustration
 Z – Not Serviced Separately

REPAIR ALTERNATIVES

REMANUFACTURED COMPONENTS

As an option when making repairs consider Caterpillar Remanufactured Components. Components that are available through the Caterpillar Remanufactured Program are identified three ways in the parts book:

- with the letter R in the note field of the parts list
- with an R* at the beginning of the first line of the caption
- with an *R at the end of the first line of the caption

Typical components included in the Remanufacturing Program include:

ALTERNATORS
CONNECTING RODS
CRANKSHAFTS - UNDERSIZE
CRANKSHAFTS - UPGRADE TO NEW
CYLINDER HEADS
ELECTRONIC CONTROL MODULES (ECM)
ELECTRONIC SENSORS
FUEL INJECTORS
FUEL NOZZLES
FUEL PUMPS
GOVERNORS
OIL PUMPS
PISTONS
SHORT BLOCKS
STARTERS
TURBOCHARGERS - COMPLETE
TURBOCHARGER CARTRIDGES
WATER PUMPS

Caterpillar Remanufactured engines for many engine arrangements are also available.

SUPPLEMENTAL COOLANT ADDITIVES

CUSTOMER BENEFITS:

Protects against cavitation, foam, erosion, corrosion, and scale buildup in cooling systems.

- Provides measured coolant conditioner.

DESCRIPTION:

Additives deplete from the coolant with normal operation. For this reason, Supplemental Coolant Additives (SCA) must be added to all heavy duty coolants at regular intervals. In addition, when not using a fully formulated, pre-charged antifreeze, like Caterpillar's DEAC, an initial charge of SCA must be added to the cooling system. The amount of SCA added to the system is dependent on the capacity of the system.

The SCA for initial fill is provided as a liquid. SCA's for maintenance intervals are available in liquid form and as a spin-on element. (No Spin-on available for 3600 Family of Engines)

NOTE:

The amount of SCA added at initial fill is not the same as the amount added at maintenance intervals.

The coolant additive elements can be used with any ethylene or propylene glycol type antifreeze which meets ASTM D4985 or ASTM D5345 Specifications.

NOTE:

For use with standard heavy duty coolant only, not for use with Extended Life Coolant.

PARTS NEEDED:

Cooling System Capacity		Liquid SCA at Initial Fill	Liquid SCA at Maintenance*	Spin-on SCA Maintenance Element*
Liters	Gallons			
22-30	(6-8)	3P-2044 (1)	6V-3542 (1)	111-2370 (1)
30-38	(8-10)	3P-2044 (1) 6V-3542 (1)	111-2372 (1)	111-2369 (1)
38-49	(10-13)	3P-2044 (1) 8T-1589 (1)	111-2372 (1)	111-2369 (1)
49-64	(13-17)	3P-2044 (2)	8T-1589 (1)	9N-3368 (1)
64-83	(17-22)	3P-2044 (2) 8T-1589 (1)	111-2372 (1) 6V-3542 (1)	111-2371 (1)
83-114	(22-30)	3P-2044 (3) 8T-1589 (1)	3P-2044 (1)	9N-3718 (1)
114-163	(30-43)	3P-2044 (5)	3P-2044 (1) 6V-3542 (1)	111-2371 (2)
163-242	(43-64)	3P-2044 (8)	3P-2044 (2)	9N-3718 (2)

* Normal maintenance period is 250 hrs. See your Operation and Maintenance Manual for complete coolant maintenance instructions.

() Indicates quantity required.

MAINTENANCE PARTS

DESCRIPTION	PART NUMBER	QTY	WHERE USED	PAGE
BASIC ENGINE				
CAP AS-OIL FILLER	2W- 6225	1	COVER GP-VALVE MECHANISM	11
PLUG	9S- 8005	1	AIR COMPRESSOR GP	3
PLUG AS (M18X1.5 THREAD) (OIL DRAIN)	168- 2288	1	PAN GP-OIL	41
SEAL (2.0M)	5P- 5678		COVER GP-VALVE MECHANISM	11
COOLING SYSTEM				
GASKET-WATER REGULATOR	136- 0812	1	LINES GP-WATER	66
REGULATOR-WATER TEMPERATURE (97 DEG C)	115- 4223	2	LINES GP-WATER	66
FUEL SYSTEM				
FILTER AS-FUEL	1R- 0751	1	LINES GP-FUEL	78
LUBRICATION SYSTEM				
BREATHER AS	183- 6848	1	BREATHER GP	54
CAP-OIL FILLER	068- 4497	1	FILLER GP-ENGINE OIL	55
FILTER AS-ENGINE OIL	1R- 0739	1	FILTER GP-ENGINE OIL	56
HOSE	152- 2933	1	FUMES DISPOSAL GP	57
SEAL-O-RING (81.92MM ID)	4L- 9564	1	BREATHER GP	54

INDEX

Name	Page	Name	Page
A			
AIR COMPRESSOR GP	3	FILTER AS-ENGINE OIL	56
	4	FILTER AS-FUEL	78
		FILTER GP-ENGINE OIL	56
		FUMES DISPOSAL GP	57
B			
BEARING-SLEEVE (CAMSHAFT)	14	GASKET-WATER REGULATOR	66
BELT TIGHTENER GP	5	GAUGE GP-OIL LEVEL (DIPSTICK)	58
BREATHER AS	54	GEAR GP-FRONT	32
BREATHER GP	54		
C			
CAMSHAFT GP	6	HARNES AS-ENGINE (UNIT INJECTOR)	104
CAP AS-OIL FILLER	11	HEATER GP-AIR INLET	91
CAP-OIL FILLER	55	HOSE	57
CONTROL & MTG GP-ENGINE ELEK	87	HOUSING GP-FLYWHEEL	34
CONTROL GP-ELECTRONIC	88	HOUSING GP-FRONT	35
	89		
COOLER GP-ENGINE OIL	63	H	
COVER GP-AIR INLET	69	IDLER GP	36
COVER GP-CYLINDER BLOCK	8	INJECTOR GP-FUEL	82
COVER GP-FRONT HOUSING	10		
COVER GP-VALVE MECHANISM	11	I	
CRANKSHAFT GP	12		
CYLINDER BLOCK GP	13	K	
	14	KIT-CONNECTING PLUG (12 PIN)	104
	15	KIT-CONNECTING PLUG (2 PIN)	104
CYLINDER HEAD AS	16	KIT-CONNECTING PLUG (3 PIN)	98
	18		99
CYLINDER HEAD GP	20		104
	22	KIT-CONNECTING PLUG (3 PIN) (PRESSURE SENSOR)	96
	24	KIT-RECEPTACLE (12 PIN)	104
	26	KIT-RECEPTACLE (2 PIN)	104
		KIT-RECEPTACLE (3 PIN)	97
			104
		KIT-SEAL	102
D			
DAMPER GP	28	L	
E			
ELBOW GP-AIR INLET	70	LIFTER GP-VALVE	37
ELBOW GP-WATER	64	LIFTING GP-ENGINE	38
ENGINE AR-COMPLETE	1	LINES GP-AIR	72
ENGINE AR-CORE	2	LINES GP-AIR COMPRESSOR	39
		LINES GP-ENGINE OIL	59
		LINES GP-FUEL	78
		LINES GP-TURBOCHARGER OIL	60
		LINES GP-WATER	66
F			
FASTENER GP-FLYWHEEL	29	M	
FASTENER GP-FRONT COVER	30	MANIFOLD GP-EXHAUST	73
FASTENER GP-GROUND STUD	90	MOUNTING GP-FAN DRIVE	40
FASTENER GP-INLET MANIFOLD	71	MOUNTING GP-SOLENOID	92
FILLER GP-ENGINE OIL	55		

INDEX

Name	Page	Name	Page
P		T	
PAN GP-OIL	41	TURBOCHARGER GP	74
	42		75
PISTON & ROD GP	43		76
PLUG	3	V	
PLUG AS (M18X1.5 THREAD) (OIL DRAIN) ...	41	VALVE GP-SOLENOID	102
PLUG GP-CYLINDER BLOCK	44	VALVE MECHANISM GP	51
PULLEY GP	46		52
PULLEY GP-CRANKSHAFT	48	W	
PUMP & MTG GP-UNIT INJ HYD	80	WIRING GP-ELECTRONIC CONTROL	104
PUMP AS-FUEL PRIMING	83		
PUMP GP-ENGINE OIL	61		
	62		
PUMP GP-FUEL INJECTION	82		
PUMP GP-FUEL PRIMING	83		
PUMP GP-FUEL TRANSFER	84		
PUMP GP-GEROTOR	62		
PUMP GP-UNIT INJECTOR HYD	85		
PUMP GP-WATER	68		
R			
REGULATOR-PRESSURE	78		
REGULATOR-WATER TEMPERATURE (97 DEG C)	66		
ROCKER ARM GP (EXHAUST)	52		
ROCKER ARM GP (INTAKE)	52		
S			
SEAL GP-CRANKSHAFT	49		
SEAL GP-FUEL INJECTOR	86		
SEAL-O-RING (81.92MM ID)	54		
SEAL (2.0M)	11		
SEALANT	35		
	70		
SENSOR GP-ENGINE	94		
SENSOR GP-PRESSURE	96		
	97		
	98		
	99		
SENSOR GP-PRESSURE (AIR)	94		
SENSOR GP-PRESSURE (ATMOSPHERIC) ...	94		
SENSOR GP-PRESSURE (INJECTION ACTUATION)	94		
SENSOR GP-SPEED	100		
	101		
SENSOR GP-SPEED (TIMING)	94		
SENSOR GP-TEMPERATURE (AIR)	94		
SENSOR GP-TEMPERATURE (COOLANT)	94		
SENSOR GP-TEMPERATURE (OIL)	94		
SLEEVE-OIL SEAL (CRANKSHAFT)	12		
SUPPORT GP-ENGINE	50		

ENGINE ARRANGEMENT**216- 6324 ENGINE AR- COMPLETE**
205 BRAKE KW (275 BHP) AT 2400 RPM CRANE CARRIER

SMCS- 1000

i01801562

NOTE	PART NUMBER	QTY	PART NAME						SEE PAGE
			1	2	3	4	5	6 (PRODUCT LEVEL)	
Y	200-2295	1	AIR COMPRESSOR GP						4
Y	220-1210	1	BELT TIGHTENER GP						5
Y	156-0233	1	BREATHER GP						54
Y	172-2394	1	CONTROL & MTG GP- ENGINE ELEK						87
Y	153-1794	1	COVER GP- AIR INLET						69
Y	142-0369	1	COVER GP- CYLINDER BLOCK						8
Y	168-8639	1	COVER GP- FRONT HOUSING						10
Y	141-8269	1	COVER GP- VALVE MECHANISM						11
Y	4P-4451	1	DAMPER GP						28
Y	151-7141	1	ELBOW GP- AIR INLET						70
Y	200-1215	1	ELBOW GP- WATER						64
Y	216-6323	1	ENGINE AR- CORE						2
Y	121-8786	1	FASTENER GP- FLYWHEEL						29
Y	218-8585	1	FASTENER GP- FRONT COVER						30
Y	142-8333	1	FASTENER GP- GROUND STUD						90
Y	164-6118	1	FASTENER GP- INLET MANIFOLD						71
Y	172-8733	1	FILLER GP- ENGINE OIL						55
Y	168-0282	1	FILTER GP- ENGINE OIL						56
Y	152-2931	1	FUMES DISPOSAL GP						57
Y	142-0372	1	GAUGE GP- OIL LEVEL (DIPTICK)						58
Y	118-7284	1	HEATER GP- AIR INLET						91
Y	122-8934	1	HOUSING GP- FLYWHEEL						34
Y	197-9651	1	IDLER GP						36
Y	142-8100	1	LIFTING GP- ENGINE						38
Y	216-6904	1	LINES GP- AIR						72
Y	200-2297	1	LINES GP- AIR COMPRESSOR						39
Y	117-0503	1	LINES GP- ENGINE OIL						59
Y	222-1176	1	LINES GP- FUEL						78
Y	149-0260	1	LINES GP- TURBOCHARGER OIL						60
Y	218-8584	1	LINES GP- WATER						66
Y	200-4508	1	MANIFOLD GP- EXHAUST						73
Y	221-4519	1	MOUNTING GP- FAN DRIVE						40
Y	145-4925	1	MOUNTING GP- SOLENOID						92
Y	193-6998	1	PAN GP- OIL						42
Y	156-0228	1	PLUG GP- CYLINDER BLOCK						44
Y	200-1205	1	PULLEY GP						46
Y	206-2044	1	PULLEY GP- CRANKSHAFT						48
	129-5096	1	PULLEY- ALTERNATOR (8 GROOVE)						
Y	154-9283	1	PUMP GP- FUEL PRIMING						83
Y	197-9564	1	PUMP GP- WATER						68
Y	5R-8845	1	SEAL GP- CRANKSHAFT						49
Y	209-9784	1	SENSOR GP- ENGINE						94
Y	131-2202	1	SUPPORT GP- ENGINE						50
YR	193-5867	1	TURBOCHARGER GP						75
Y	172-1634	1	WIRING GP- ELECTRONIC CONTROL						104

GASKET KITS WILL BE PROVIDED WHEN AVAILABLE

R- REMFG PART MAY BE AVAILABLE
Y- SEPARATE ILLUSTRATION

ENGINE ARRANGEMENT

216- 6323 ENGINE AR- CORE

SMCS- 1000

i01777472

NOTE	PART NUMBER	QTY	PART NAME						SEE PAGE
			1	2	3	4	5	6 (PRODUCT LEVEL)	
Y	205-1324	1	CAMSHAFT GP						6
Y	151-7196	1	COOLER GP- ENGINE OIL						63
Y	113-6087	1	CRANKSHAFT GP						12
YR	129-1165	1	CYLINDER BLOCK GP						15
Y	133-3742	1	CYLINDER HEAD GP						20
	216-9967	1	ELECTRONICS GP- ENGINE RATINGS						
Y	205-1321	1	GEAR GP- FRONT						32
Y	133-5055	1	HOUSING GP- FRONT						35
YR	161-8420	6	PISTON & ROD GP						43
Y	151-7197	1	PUMP & MTG GP- UNIT I NJ HYD						80
Y	115-4138	1	PUMP GP- ENGINE OIL						61
Y	199-6065	6	PUMP GP- FUEL INJECTION						82
Y	199-6064	1	TURBOCHARGER GP						76
Y	135-2969	1	VALVE MECHANISM GP						51

R- REMFG PART MAY BE AVAILABLE
 Y- SEPARATE ILLUSTRATION

BASIC ENGINE

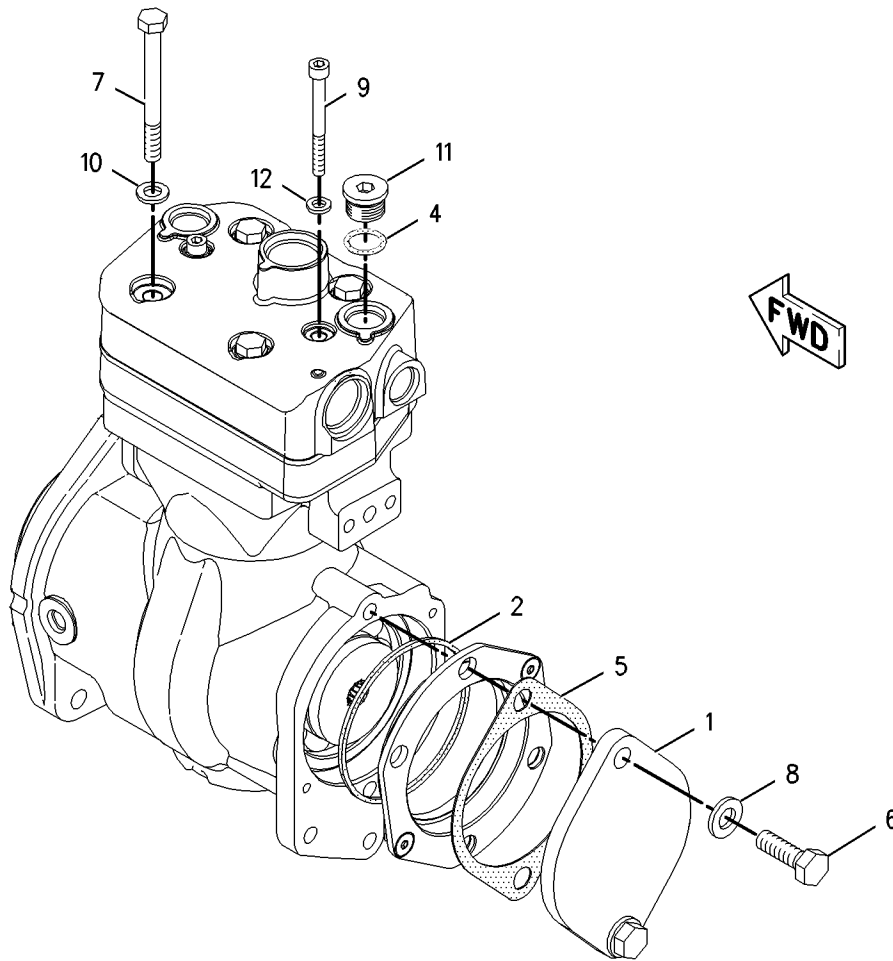
193- 3940 AIR COMPRESSOR GP PART OF 200- 2295 AIR COMPRESSOR GP

SMCS- 1803

i01761643

NOTE	REF NO	GRAPHIC REF	PART NUMBER	QTY	PART NAME						SEE PAGE
					1	2	3	4	5	6 (PRODUCT LEVEL)	
	1	1	2P- 4358	1	FLANGE						
	2	1	179- 7383	1	SEAL- O- RING						
	4	1	3K- 0360	1	SEAL- O- RING						
	5	1	6D- 1004	1	GASKET						
M	6	1	6V- 1820	2	BOLT (M10X1. 50X30MM)						
M	7	1	6V- 5221	4	BOLT (M8X1. 25X80MM)						
	8	1	6V- 5839	2	WASHER (11X21X2. 5MM THK)						
M	9	1	8T- 2396	2	BOLT (M6X1. 0X60MM)						
	10	1	9M 1974	4	WASHER- HARD (8. 8X16X2MM THK)						
	11	1	9S- 8005	1	PLUG						
	12	1	9X- 8267	2	WASHER (6. 6X12X2MM THK)						

M- METRIC PART



GRAPHIC #1

g00901322

BASIC ENGINE

200- 2295 AIR COMPRESSOR GP

WITHOUT GOVERNOR

FOR USE WITH 200- 2297-PAGE 39

SMCS- 1803

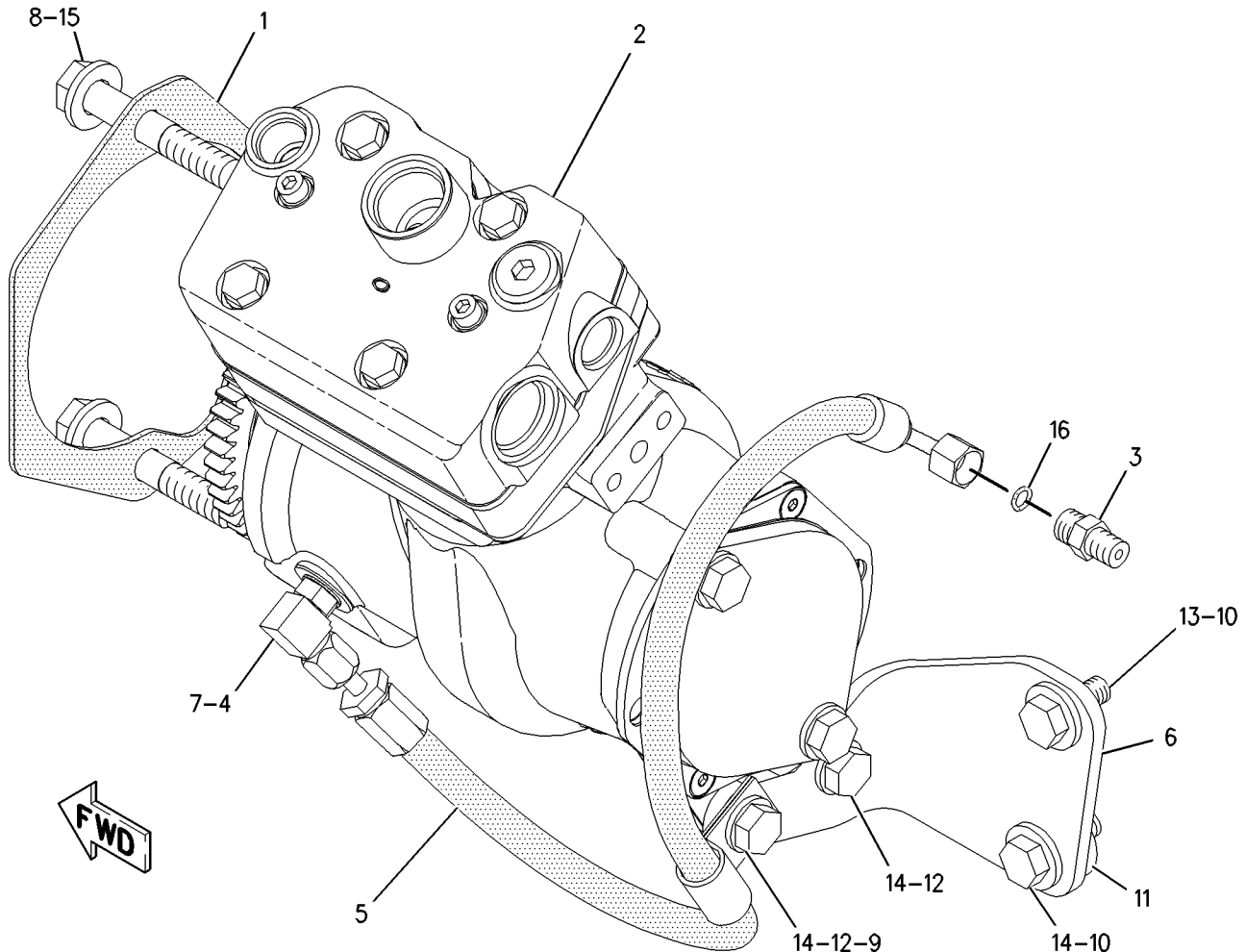
i 01796040

NOTE	REF NO	GRAPHIC REF	PART NUMBER	QTY	PART NAME						SEE PAGE
					1	2	3	4	5	6 (PRODUCT LEVEL)	
	1	1	135- 9819	1	SEAL (INTEGRAL)						
Y	2	1	193- 3940	1	AIR COMPRESSOR GP						3
	3	1	8C- 6866	1	CONNECTOR						
	4	1	030- 7946	1	ELBOW						
I	5	1	200- 1196	1	HOSE AS						
	6	1	200- 2298	1	BRACKET						
	7	1	3J- 7354	1	SEAL- O- RING						
	8	1	5P- 8245	2	WASHER- HARD (13. 5X25. 5X3MM THK)						
	9	1	6D- 3479	1	CLIP						
	10	1	7X- 7729	2	WASHER (11X25X3MM THK)						
	11	1	8R- 5144	1	WASHER (12X30X9MM THK)						
	12	1	8T- 4121	2	WASHER- HARD (11X21X2. 5MM THK)						
M	13	1	8T- 4136	1	BOLT (M10X1. 5X25MM)						
M	14	1	8T- 4195	3	BOLT (M10X1. 5X30MM)						
M	15	1	8T- 4648	2	BOLT (M12X1. 75X70MM)						
	16	1	061- 7538	1	SEAL- O- RING						

I - SEE HOSE FABRICATION GUIDE

M- METRIC PART

Y- SEPARATE ILLUSTRATION



GRAPHIC #1

g00920980

BASIC ENGINE

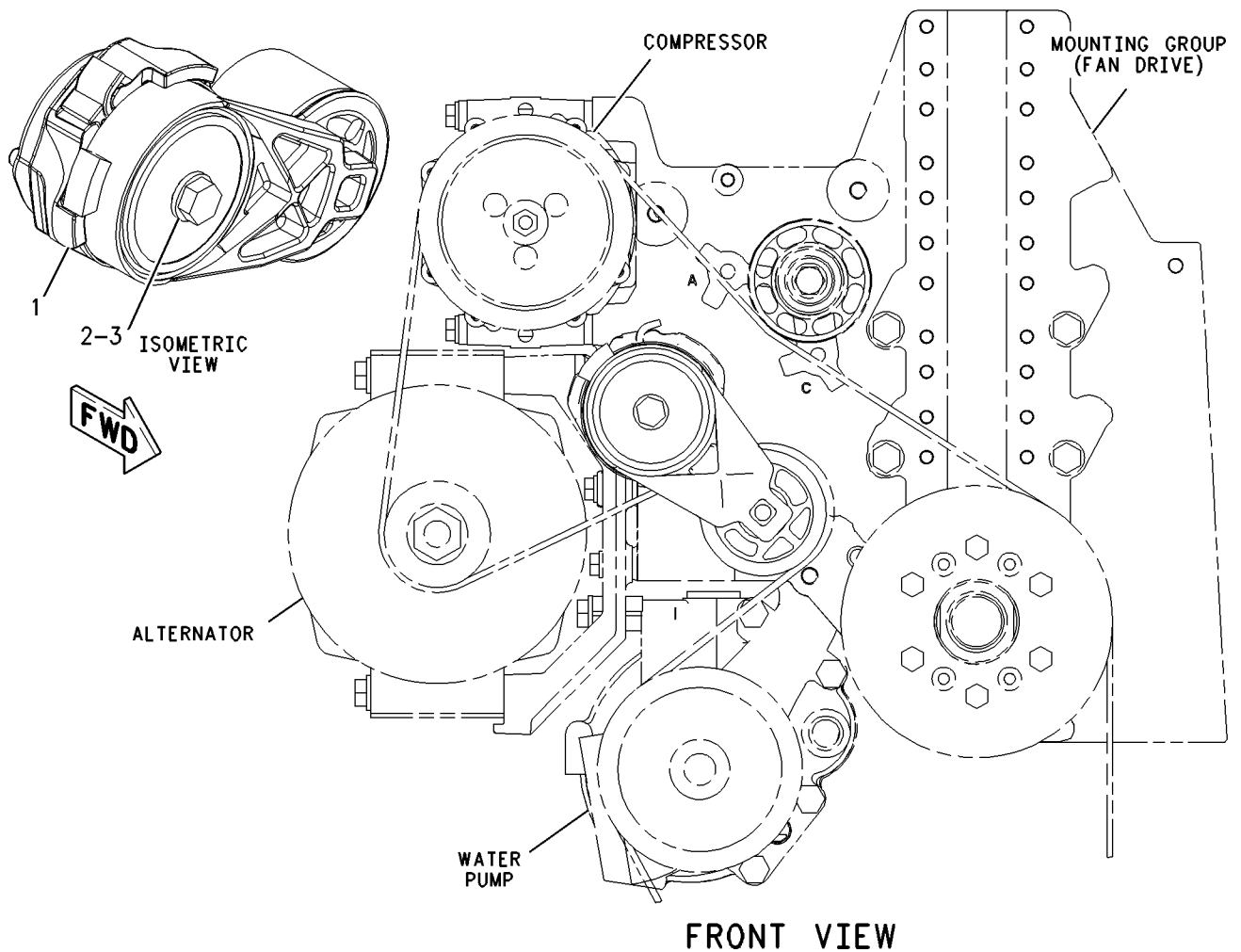
220- 1210 BELT TIGHTENER GP FOR USE WITH FRONT END WATER PUMPS & LOWFAN CENTERS

SMCS- 1358

i01761660

NOTE	REF NO	GRAPHIC REF	PART NUMBER	QTY	PART NAME						SEE PAGE
					1	2	3	4	5	6 (PRODUCT LEVEL)	
	1	1	220- 1209	1	TENSIONER AS- BELT						
	2	1	8T- 4121	1	WASHER- HARD (11X21X2. 5MM THK)						
M	3	1	8T- 4172	1	BOLT (M10X1. 50X80MM)						

M- METRIC PART



GRAPHIC #1

g00902861

BASIC ENGINE

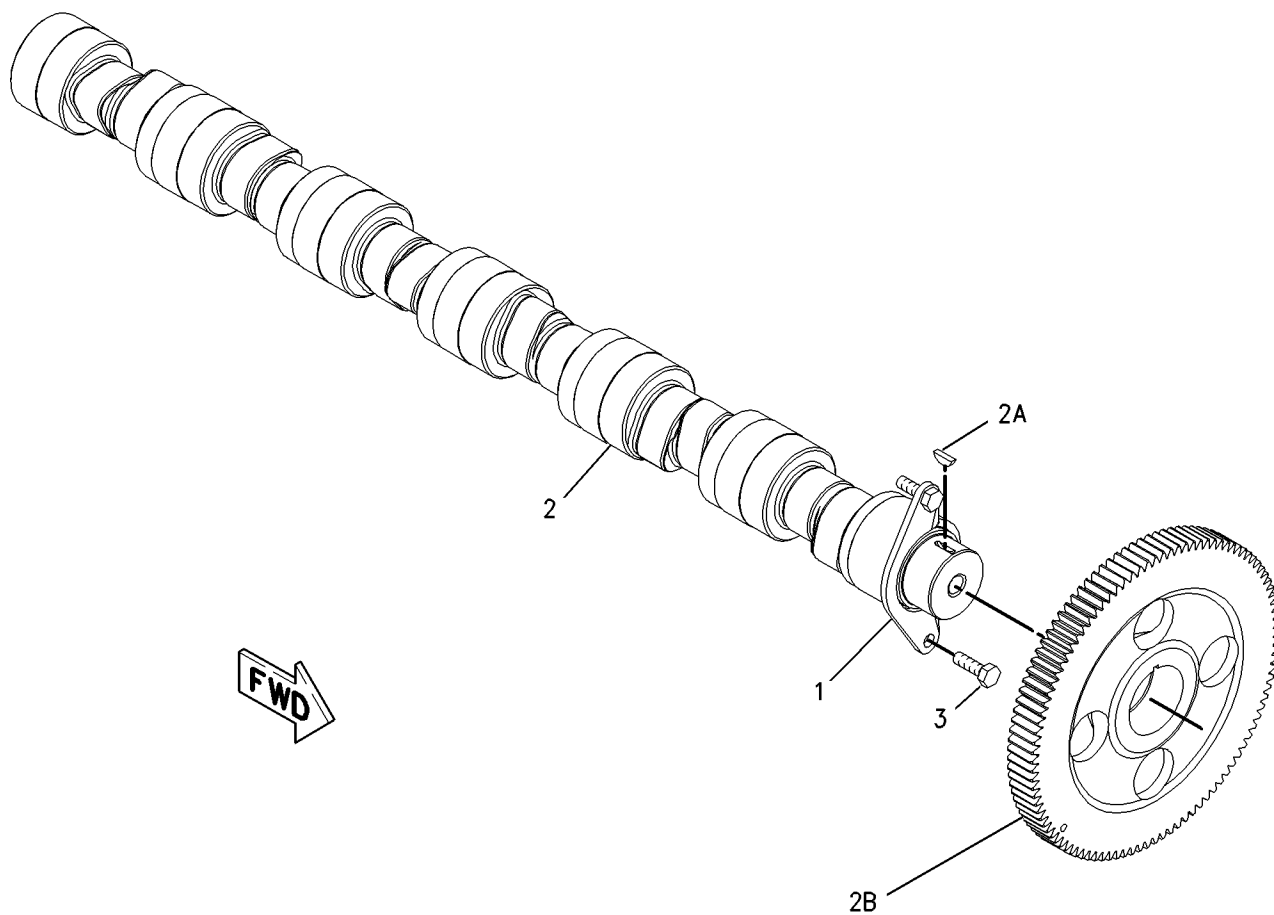
205- 1324 CAMSHAFT GP

SMCS- 1210

i 01644564

NOTE	REF NO	GRAPHIC REF	PART NUMBER	QTY	PART NAME						SEE PAGE
					1	2	3	4	5	6 (PRODUCT LEVEL)	
	1	1	107- 7694	1	PLATE- THRUST						
	2	1	205- 1323	1	CAMSHAFT AS						
	2A	1	1B- 8705	1	KEY- WOODRUFF						
	2B	1	205- 1322	1	GEAR (100 TEETH)						
M	3	1	6V- 3940	2	BOLT (M8X1. 25X25MM)						

M- METRIC PART



GRAPHIC #1

g00850297

MEMORANDA

BASIC ENGINE**142-0369 COVER GP- CYLINDER BLOCK**

S/N: LEF16-UP

PROVIDES A BLOCK COVER WITHOUT REAR STUD AND WITHOUT OIL PRESSURE SWITCH

SMCS- 1201

i01795818

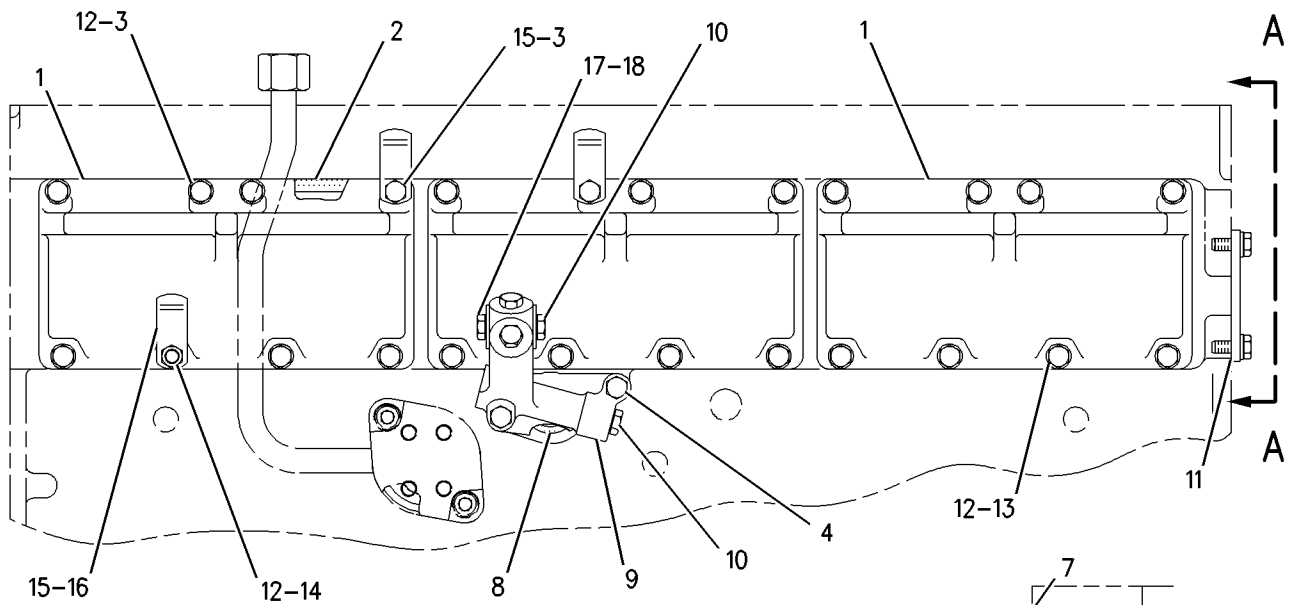
NOTE	REF NO	GRAPHIC REF	PART NUMBER	QTY	PART NAME						SEE PAGE
					1	2	3	4	5	6 (PRODUCT LEVEL)	
	1	1	7W-3871	3	COVER- SIDE						
	2	1	4Y-9652	3	GASKET						
M	3	1	6V-2317	12	BOLT (M8X1.25X30MM)						
M	4	1	6V-5219	2	BOLT (M8X1.25X40MM)						
M	5	1	6V-5215	4	BOLT (M8X1.25X16MM)						
		1	9M-1974	4	WASHER- HARD (8.8X16X2MM THK)						
	6	1	2W-6544	1	COVER						
	7	1	7W-3872	6	SLEEVE						
	8	1	4F-9029	1	SEAL						
	9	1	118-4329	1	MANI FOLD- OIL						
	10	1	8T-6765	4	PLUG- PIPE						
B	11	1	1U-8846		SEALANT- GASKET						
	12	1	9M-1974	22	WASHER- HARD (8.8X16X2MM THK)						
M	13	1	6V-5217	11	BOLT (M8X1.25X20MM)						
M	14	1	9X-2097	1	STUDBOLT (M8X1.25 THD)						
	15	1	4P-5918	3	CLIP						
M	16	1	5C-7261	1	NUT (M8X1.25 THD)						
	17	1	3J-7354	1	SEAL- O- RING						
	18	1	9S-4182	1	PLUG						

B- USE AS REQUIRED
M- METRIC PART

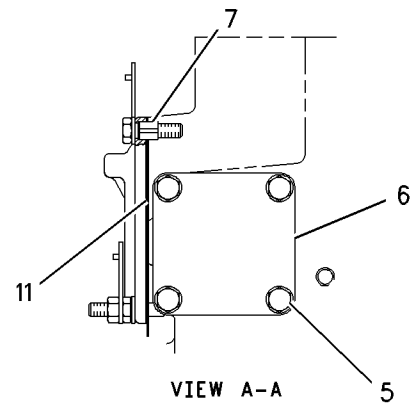
BASIC ENGINE

142-0369 COVER GP- CYLINDER BLOCK (contd.)

i01795818



LEFT SIDE VIEW



GRAPHIC #1

g00921643

BASIC ENGINE

168- 8639 COVER GP- FRONT HOUSING

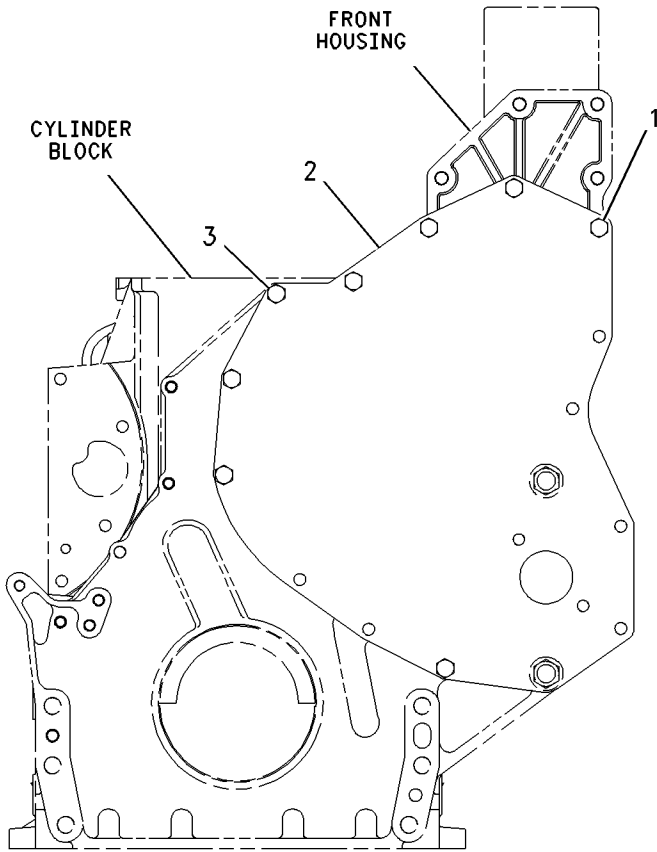
REQUIRES FASTENER & FILLER OR COVER

SMCS- 1151, 1166

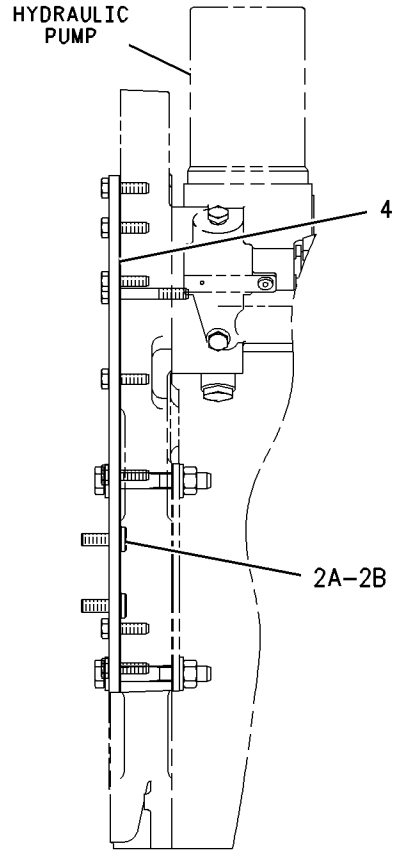
i 01730744

NOTE	REF NO	GRAPHIC REF	PART NUMBER	QTY	PART NAME						SEE PAGE
					1	2	3	4	5	6 (PRODUCT LEVEL)	
M	1	1	6V- 2317	7	BOLT (MBX1. 25X30MM)						
	2	1	136- 0823	1	COVER AS- FRONT						
	2A	1	126- 1757	2	WASHER						
	2B	1	136- 0822	2	STUD						
M	3	1	8T- 0100	1	BOLT (MBX1. 25X60MM)						
	4	1	139- 3526	1	GASKET						

M- METRIC PART



FRONT VIEW



LEFT SIDE VIEW

GRAPHIC #1

g00888519

BASIC ENGINE

141-8269 COVER GP- VALVE MECHANISM

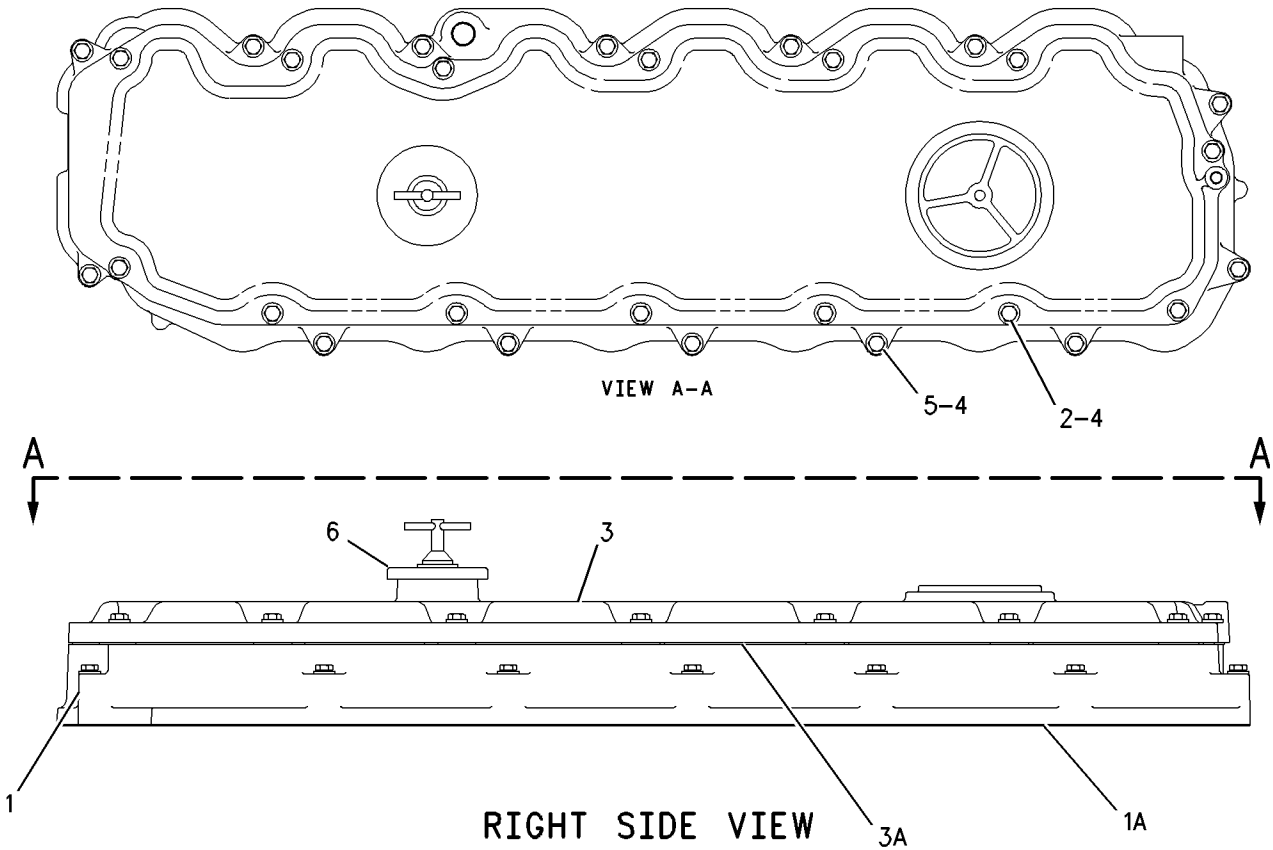
FRONT BREATHER, REAR OIL FILL

SMCS- 1107

i01478903

NOTE	REF NO	GRAPHIC REF	PART NUMBER	QTY	PART NAME						SEE PAGE
					1	2	3	4	5	6 (PRODUCT LEVEL)	
	1	1	167- 8361	1	COVER AS- BASE						
D	1A	1	5P- 5678		SEAL (2. 0M)						
M	2	1	6V- 2315	14	BOLT (M6X1X35MM)						
	3	1	172- 6276	1	COVER AS- TOP						
D	3A	1	5P- 5678		SEAL (2. 0M)						
	4	1	5P- 0537	28	WASHER- HARD (7. 2X14. 5X2MM THK)						
M	5	1	6V- 7728	14	BOLT (M6X1. 0X45MM)						
	6	1	2W- 6225	1	CAP AS- OIL FILLER						

D- ORDER BY THE METER
M- METRIC PART



GRAPHIC #1

g00770131

BASIC ENGINE

113- 6087 CRANKSHAFT GP

SMCS- 1202

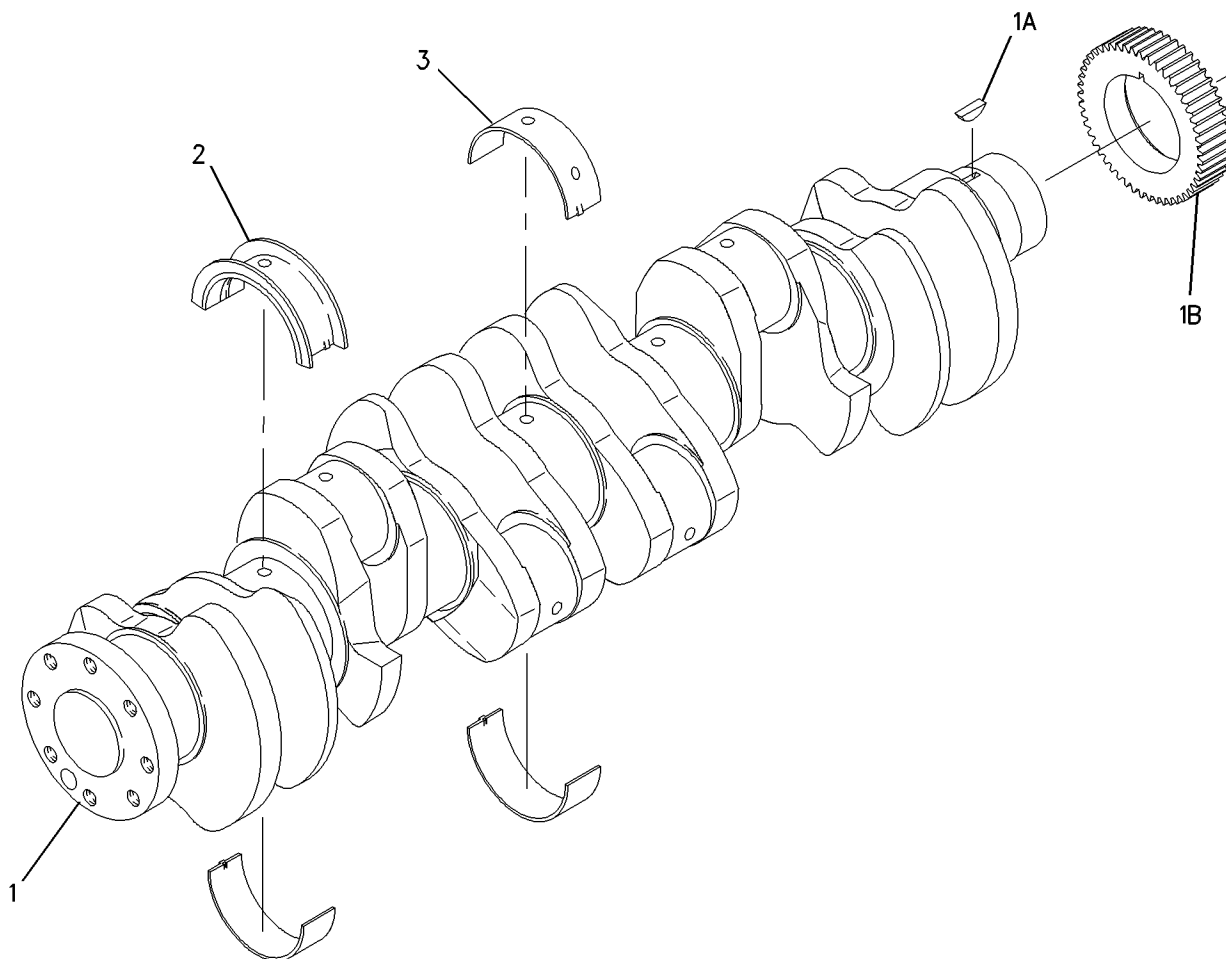
i 01821198

NOTE	REF NO	GRAPHIC REF	PART NUMBER	QTY	PART NAME						SEE PAGE
					1	2	3	4	5	6 (PRODUCT LEVEL)	
R	1	1	105- 1725	1	CRANKSHAFT AS						
	1A	1	1B- 8705	1	KEY- WOODRUFF						
	1B	1	2W- 8147	1	GEAR (50 TEETH)						
	2	1	212- 4893	1	BEARING- THRUST						
	3	1	107- 7708	6	BEARING- MAIN						
AB		1	145- 0168		BEARING- MAIN (0. 5MM OS)						
AB		1	145- 0170		BEARING- MAIN (0. 5MM US - 0. 5MM OS)						
AB		1	145- 0162		BEARING- MAIN (0. 25MM US)						
AB		1	145- 0164		BEARING- MAIN (0. 5MM US)						
					AVAILABLE REPAIR KIT(S) :						
AB			7C- 7980		SLEEVE- OIL SEAL (CRANKSHAFT) (THIS WEAR SLEEVE IS USED ONLY TO SALVAGE (REPAIR) THE REAR SEAL SURFACE OF THE CRANKSHAFT)						
AB			196- 9519		KIT- MAIN BEARING (CRANKSHAFT) (INCLUDES STANDARD MAIN AND THRUST BEARINGS)						

A- NOT PART OF THIS GROUP

B- USE AS REQUIRED

R- REMFG PART MAY BE AVAILABLE



GRAPHIC #1

g00810614

BASIC ENGINE

129- 1163 CYLINDER BLOCK GP

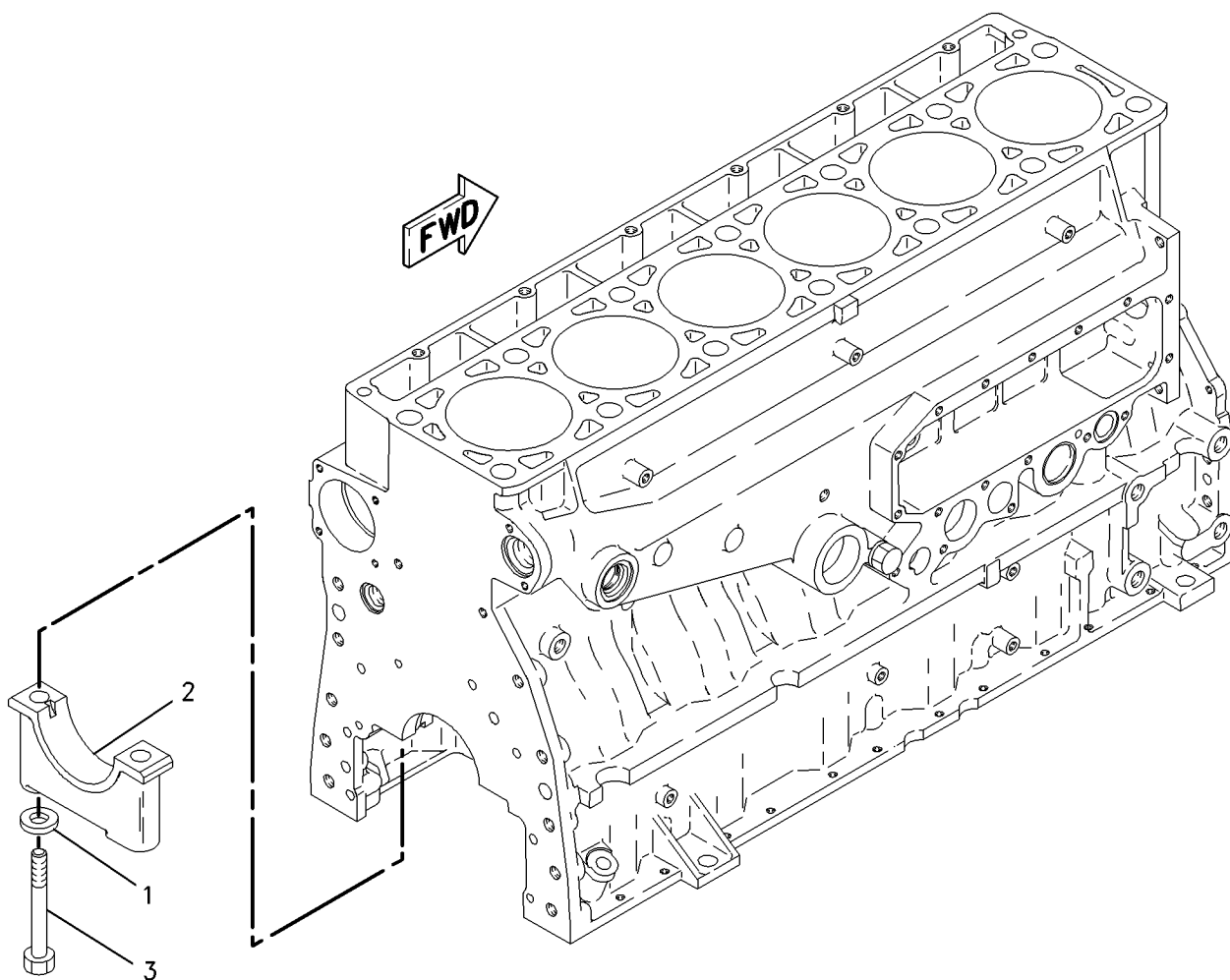
PART OF 129- 1164 CYLINDER BLOCK GP

SMCS- 1201

i01697133

NOTE	REF NO	GRAPHIC REF	PART NUMBER	QTY	PART NAME						SEE PAGE
					1	2	3	4	5	6 (PRODUCT LEVEL)	
	1	1	5P- 8247	14	WASHER- HARD (17X32X3. 5MM THK)						
	2	1	7E- 2968	7	CAP- CRANKSHAFT BEARING						
M	3	1	9X- 8916	14	BOLT (M16X2. 0X140MM)						

M- METRIC PART



GRAPHIC #1

g00785467

BASIC ENGINE

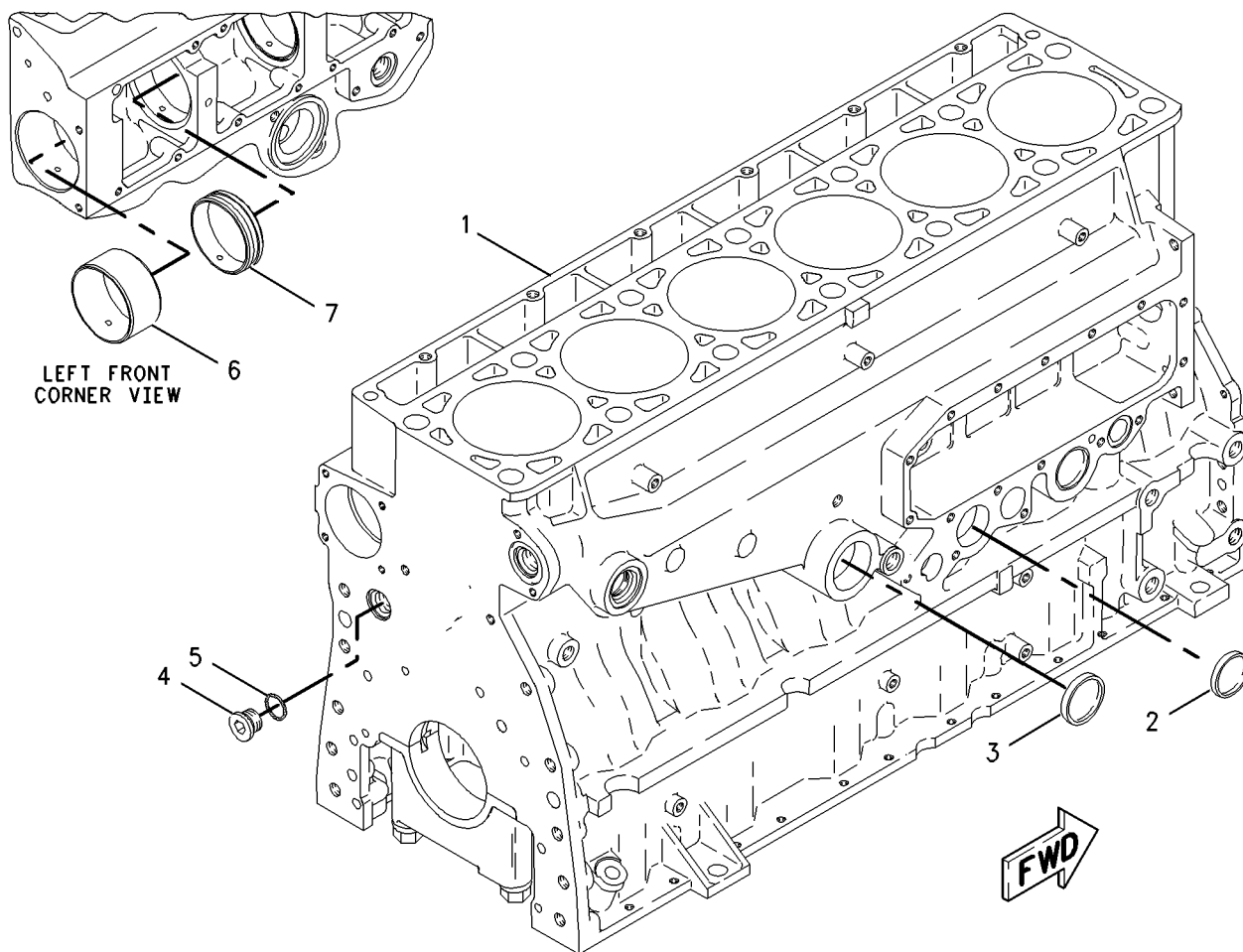
129- 1164 CYLINDER BLOCK GP*R PART OF 129- 1165 CYLINDER BLOCK GP

SMCS- 1201

i 01730777

NOTE	REF NO	GRAPHIC REF	PART NUMBER	QTY	PART NAME						SEE PAGE
					1	2	3	4	5	6 (PRODUCT LEVEL)	
Y	1	1	129-1163	1	CYLINDER BLOCK GP						13
	2	1	2M-6471	2	PLUG- CUP						
	3	1	3H-5552	1	PLUG- CUP						
	4	1	9S-8006	1	PLUG						
	5	1	2M-9780	1	SEAL- O- RING						
	6	1	216-5586	1	BEARING- SLEEVE (CAMSHAFT)						
	7	1	2W-7213	6	BEARING- SLEEVE (CAMSHAFT)						

Y- SEPARATE ILLUSTRATION



GRAPHIC #1

g00824295

BASIC ENGINE

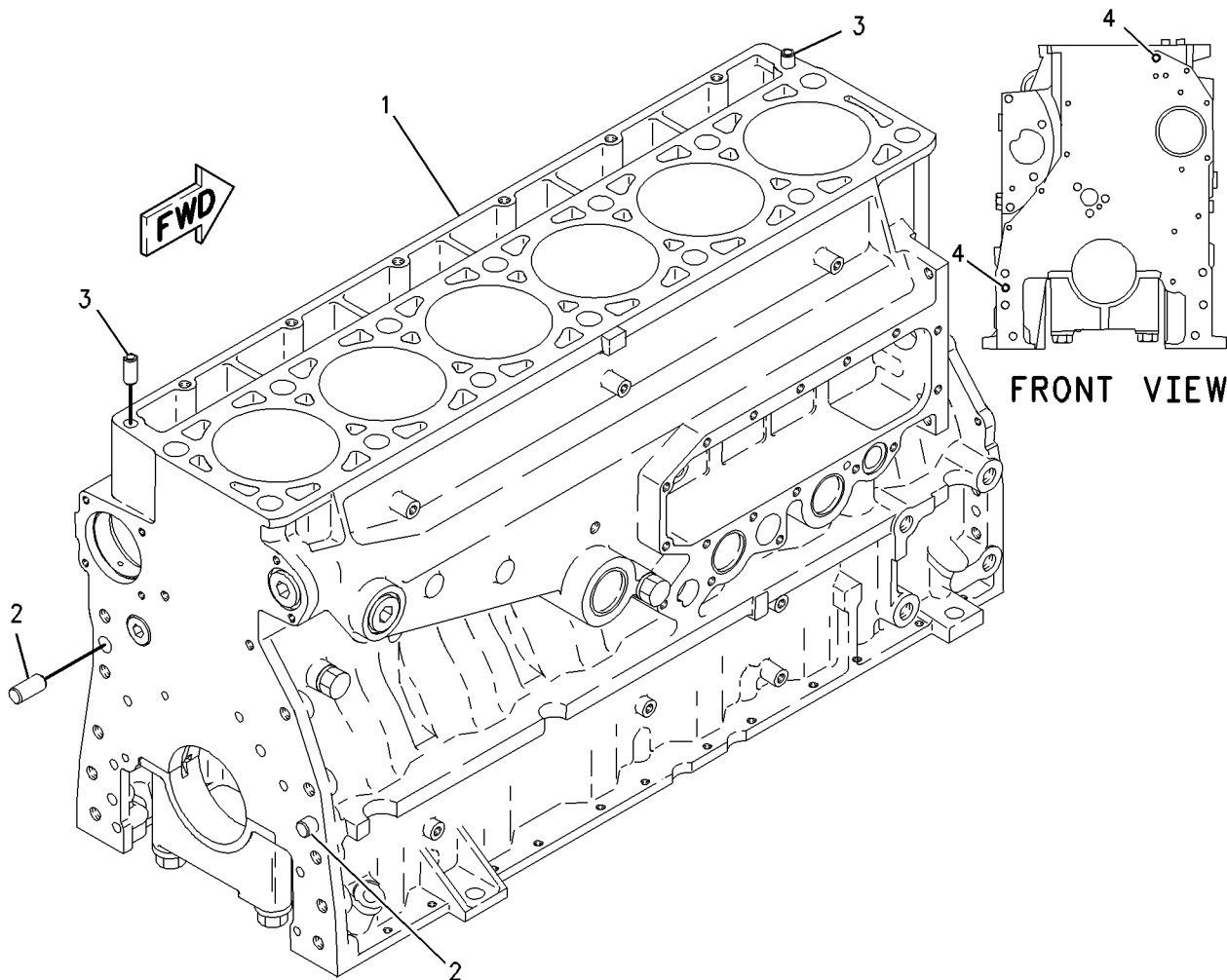
129- 1165 CYLINDER BLOCK GP*R

SMCS- 1201

i 01541285

NOTE	REF NO	GRAPHIC REF	PART NUMBER	QTY	PART NAME						SEE PAGE
					1	2	3	4	5	6 (PRODUCT LEVEL)	
YR	1	1	129- 1164	1	CYLINDER BLOCK GP						14
	2	1	7N- 5683	2	DOWEL						
	3	1	1W- 8407	2	SLEEVE						
	4	1	6V- 3538	2	DOWEL						

R- REMFG PART MAY BE AVAILABLE
Y- SEPARATE ILLUSTRATION



GRAPHIC #1

g00800849

BASIC ENGINE

205- 1271 CYLINDER HEAD AS

PART OF 205- 1272 CYLINDER HEAD AS, 205- 1273 CYLINDER HEAD GP

FIELD REPLACEMENT ORDER 205- 1272-PAGE 18

SMCS- 1100, 1101

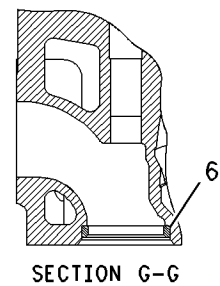
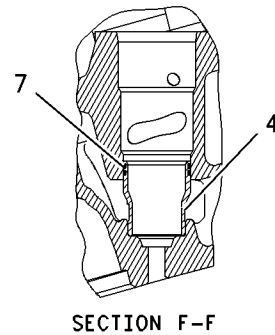
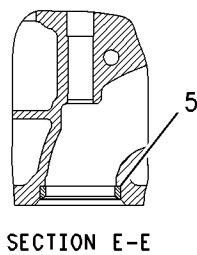
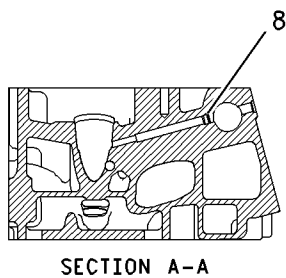
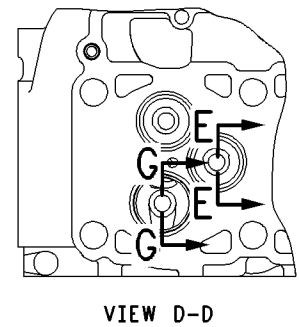
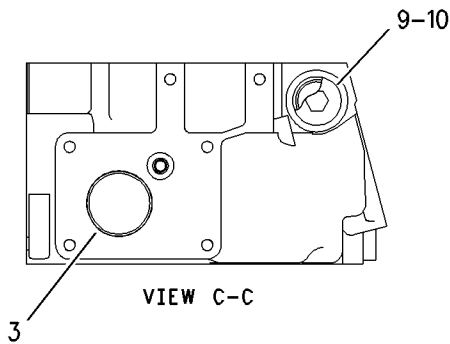
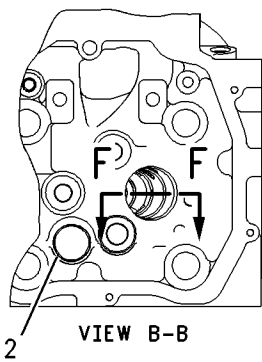
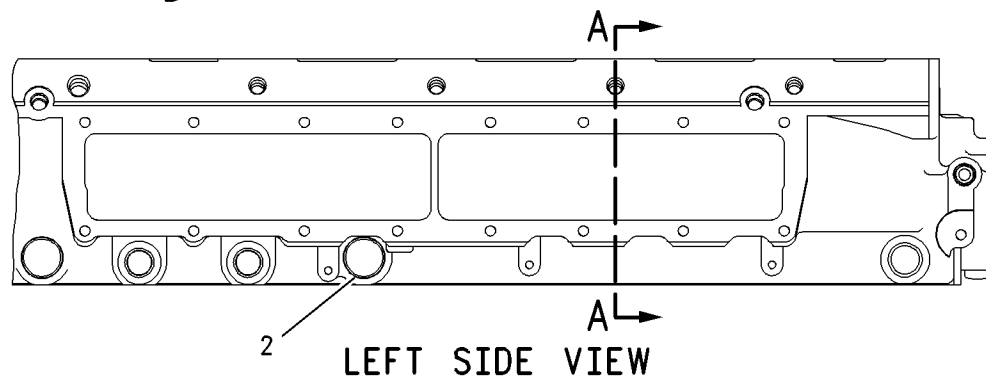
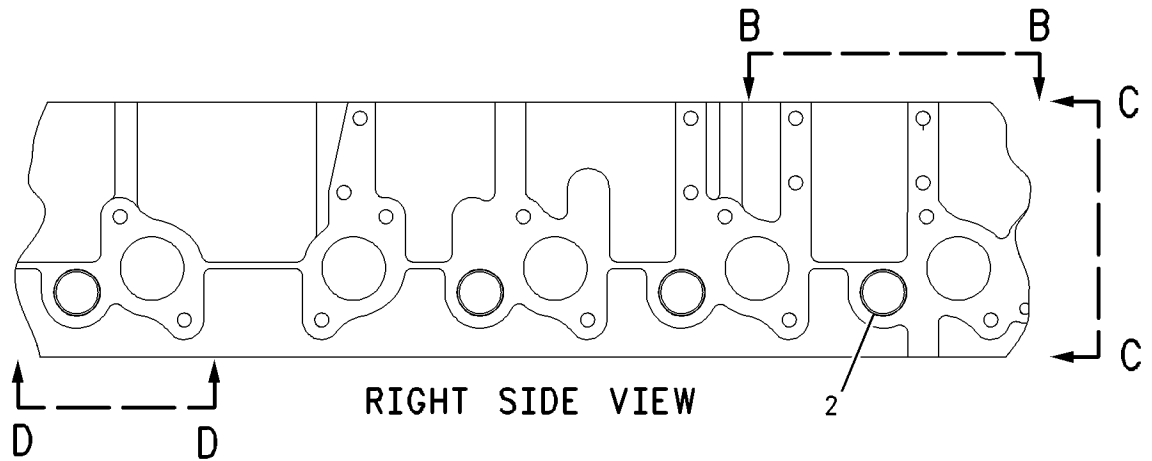
i 01636295

NOTE	REF NO	GRAPHIC REF	PART NUMBER	QTY	PART NAME						SEE PAGE
					1	2	3	4	5	6 (PRODUCT LEVEL)	
	2	1	8M 5860	12	PLUG- CUP						
	3	1	4F- 5695	2	PLUG- CUP						
	4	1	159- 0300	6	SLEEVE- I NJECTOR						
	5	1	155- 9504	12	INSERT- VALVE SEAT (INLET)						
	6	1	147- 8218	6	INSERT- VALVE SEAT (EXHAUST)						
	7	1	8C- 0563	12	SEAL- O- RING						
	8	1	154- 8025	6	SETSCREW- SOCKET						
	9	1	9S- 9334	1	PLUG						
	10	1	9X- 7712	1	SEAL- O- RING						

BASIC ENGINE

205-1271 CYLINDER HEAD AS (contd.)

i01636295



GRAPHIC #1

g00826091

BASIC ENGINE

205- 1272 CYLINDER HEAD AS FIELD REPLACEMENT FOR 205- 1271-PAGE 16

SMCS- 1100, 1101

i01636378

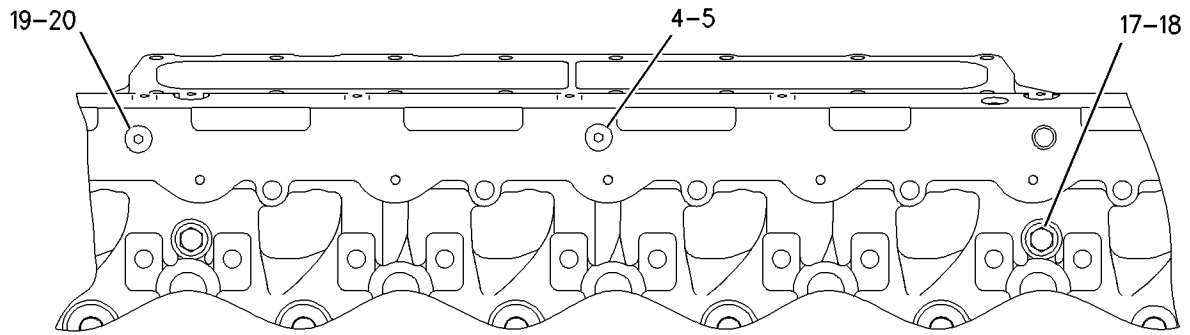
NOTE	REF NO	GRAPHIC REF	PART NUMBER	QTY	PART NAME						SEE PAGE
					1	2	3	4	5	6 (PRODUCT LEVEL)	
Y	1	1	205-1271	1	CYLINDER HEAD AS						16
	2	1	9S-8002	6	PLUG- O- RING						
	3	1	6V-5048	6	SEAL- O- RING						
	4	1	9S-8004	4	PLUG						
	5	1	3J-1907	4	SEAL- O- RING						
	6	1	147-8214	12	SEAL- VALVE STEM						
	7	1	140-9670	12	GUIDE- VALVE						
	8	1	9S-8006	1	PLUG						
	9	1	2M-9780	1	SEAL- O- RING						
	10	1	9S-9334	1	PLUG						
	11	1	9X-7712	1	SEAL- O- RING						
	12	1	147-8220	6	GUIDE- VALVE						
	13	1	102-6229	6	SEAL- VALVE STEM						
	14	1	137-6715	6	SEAT- VALVE SPRING						
	15	1	9S-8005	1	PLUG- O- RING						
	16	1	3K-0360	1	SEAL- O- RING						
	17	1	1N-5999	2	PLUG						
	18	1	7J-0204	2	SEAL- O- RING						
	19	1	9S-8003	1	PLUG- O- RING						
	20	1	1J-9671	1	SEAL- O- RING						

Y- SEPARATE ILLUSTRATION

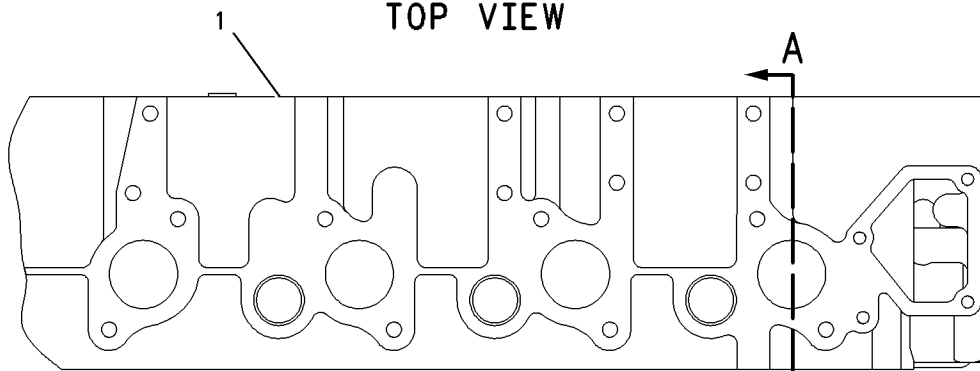
BASIC ENGINE

205 - 1272 CYLINDER HEAD AS (contd.)

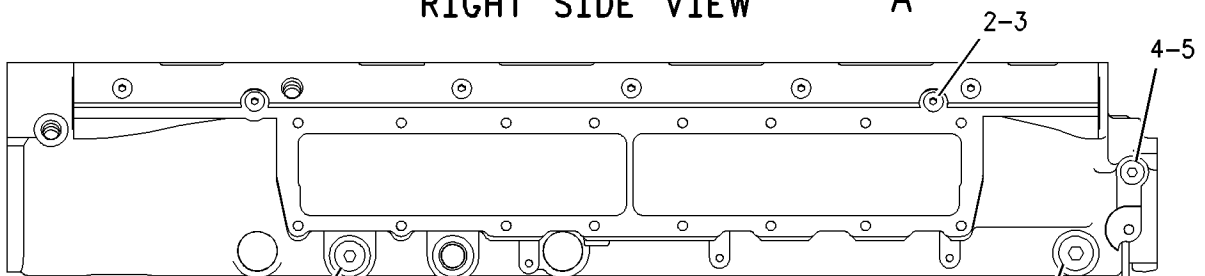
i01636378



TOP VIEW

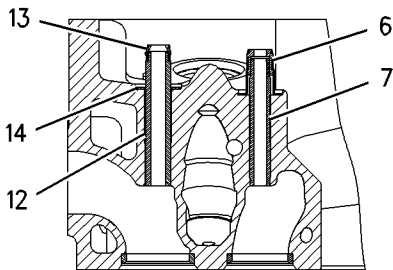


RIGHT SIDE VIEW

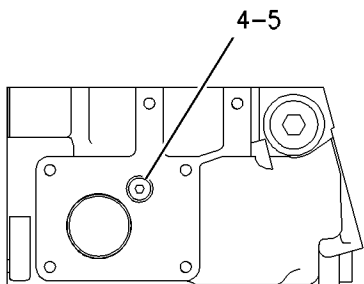


LEFT SIDE VIEW

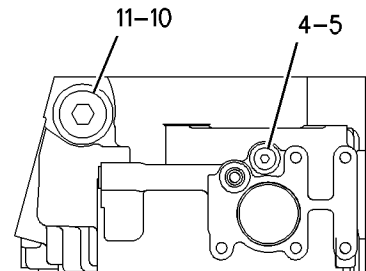
16-15



SECTION A-A



FRONT VIEW



REAR VIEW

GRAPHIC #1

g00847258

BASIC ENGINE

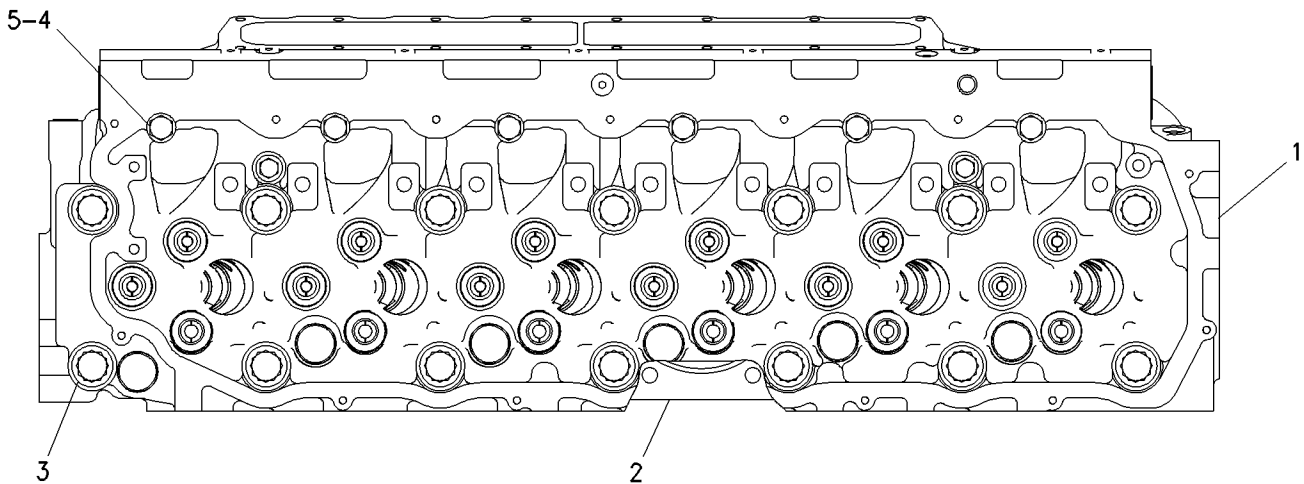
133- 3742 CYLINDER HEAD GP

SMCS- 1100

i 01646265

NOTE	REF NO	GRAPHIC REF	PART NUMBER	QTY	PART NAME						SEE PAGE
					1	2	3	4	5	6 (PRODUCT LEVEL)	
CY	1	1	205-1274	1	CYLINDER HEAD GP						24
	2	1	133-4995	1	GASKET- CYLINDER HEAD						
	3	1	138-3252	14	BOLT- 12 POINT HEAD						
		1	8T-3282	14	WASHER- HARD (22X35X3. 5MM THK)						
M	4	1	8T-7950	6	BOLT (M10X1. 5X180MM)						
	5	1	6V-5839	6	WASHER (11X21X2. 5MM THK)						

C- CHANGE FROM PREVIOUS TYPE
M- METRIC PART
Y- SEPARATE ILLUSTRATION



TOP VIEW

GRAPHIC #1

g00760746

MEMORANDA

BASIC ENGINE

205- 1273 CYLINDER HEAD GP PART OF 205- 1274, 205- 1275 CYLINDER HEAD GP

SMCS- 1100

i 01636082

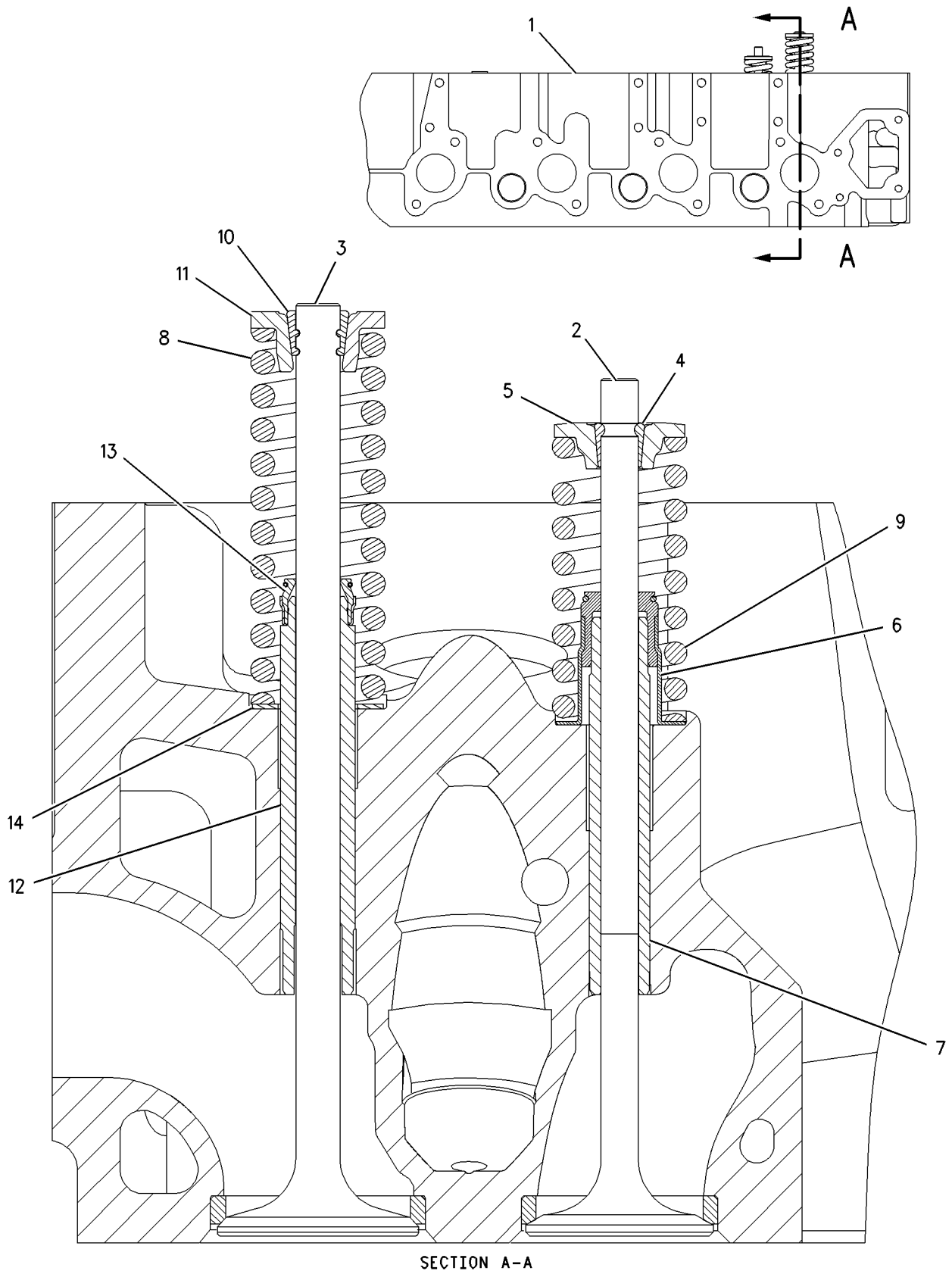
NOTE	REF NO	GRAPHIC REF	PART NUMBER	QTY	PART NAME						SEE PAGE
					1	2	3	4	5	6 (PRODUCT LEVEL)	
Y	1	1	205-1271	1	CYLINDER HEAD AS						16
	2	1	145-7390	12	VALVE- INLET						
	3	1	147-8211	6	VALVE- EXHAUST						
	4	1	1W-2715	24	LOCK- RETAI NER						
	5	1	7E-7779	12	RETAI NER- SPRING						
	6	1	147-8214	12	SEAL- VALVE STEM						
	7	1	140-9670	12	GUI DE- VALVE						
	8	1	137-6718	6	SPRING- VALVE						
	9	1	140-6188	12	SPRING- VALVE						
	10	1	2A-4429	12	LOCK- RETAI NER						
	11	1	134-4483	6	RETAI NER- SPRING						
	12	1	147-8220	6	GUI DE- VALVE						
	13	1	102-6229	6	SEAL- VALVE STEM						
	14	1	137-6715	6	SEAT- VALVE SPRING						

Y- SEPARATE ILLUSTRATION

BASIC ENGINE

205 - 1273 CYLINDER HEAD GP (contd.)

i01636082



GRAPHIC #1

g00808330

BASIC ENGINE

205- 1274 CYLINDER HEAD GP PART OF 133- 3742 CYLINDER HEAD GP FIELD REPLACEMENT ORDER 205- 1275-PAGE 26

SMCS- 1100

i01713156

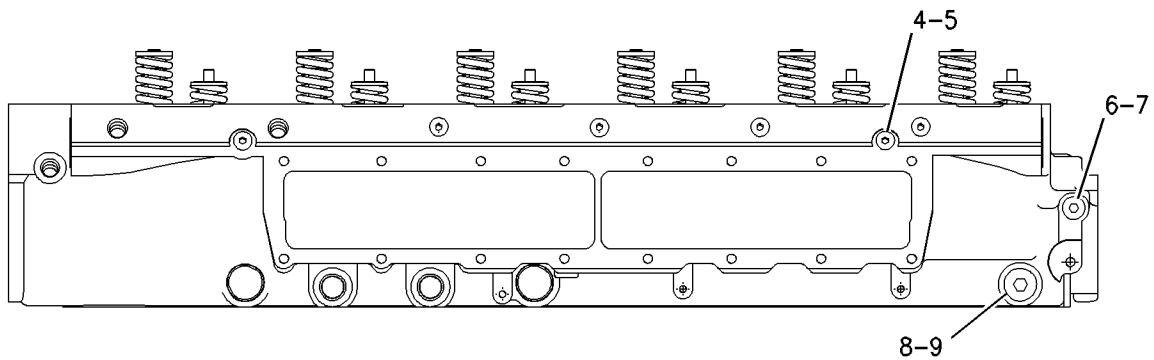
NOTE	REF NO	GRAPHIC REF	PART NUMBER	QTY	PART NAME						SEE PAGE
					1	2	3	4	5	6 (PRODUCT LEVEL)	
Y	1	1	205-1273	1	CYLINDER HEAD GP						22
	2	1	1N-5999	2	PLUG						
	3	1	7J-0204	2	SEAL- O- RING						
	4	1	9S-8002	6	PLUG						
	5	1	6V-5048	6	SEAL- O- RING						
	6	1	9S-8004	3	PLUG						
	7	1	3J-1907	3	SEAL- O- RING						
	8	1	9S-8006	1	PLUG						
	9	1	2M-9780	1	SEAL- O- RING						
	10	1	9S-9334	1	PLUG						
	11	1	9X-7712	1	SEAL- O- RING						

Y- SEPARATE ILLUSTRATION

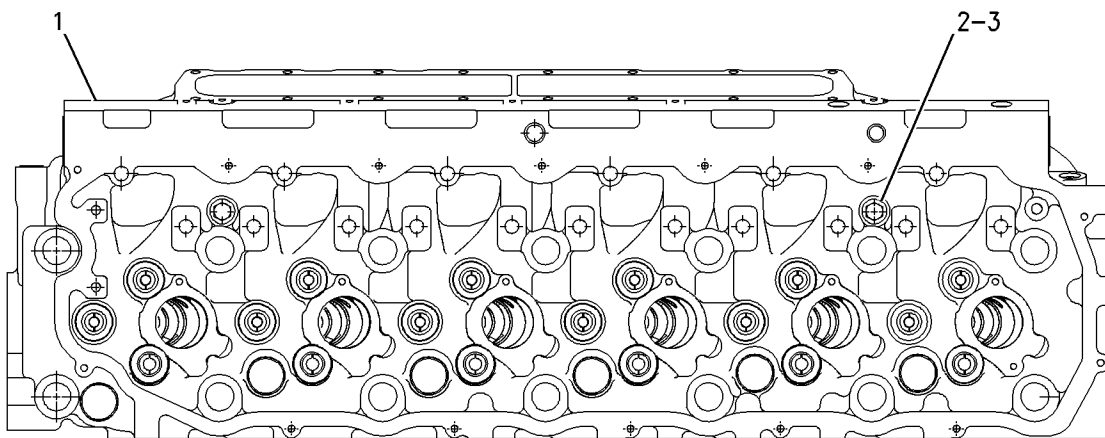
BASIC ENGINE

205-1274 CYLINDER HEAD GP (contd.)

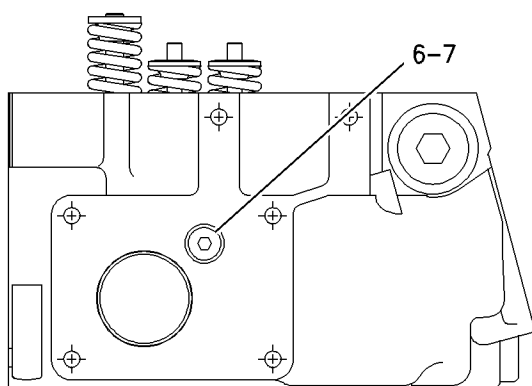
i01713156



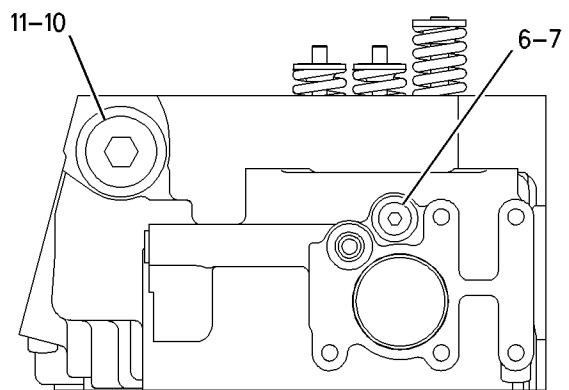
LEFT SIDE VIEW



TOP VIEW



FRONT VIEW



REAR VIEW

GRAPHIC #1

g00808348

BASIC ENGINE

205- 1275 CYLINDER HEAD GP FIELD REPLACEMENT FOR 205- 1274-PAGE 24

SMCS- 1100

i 01682114

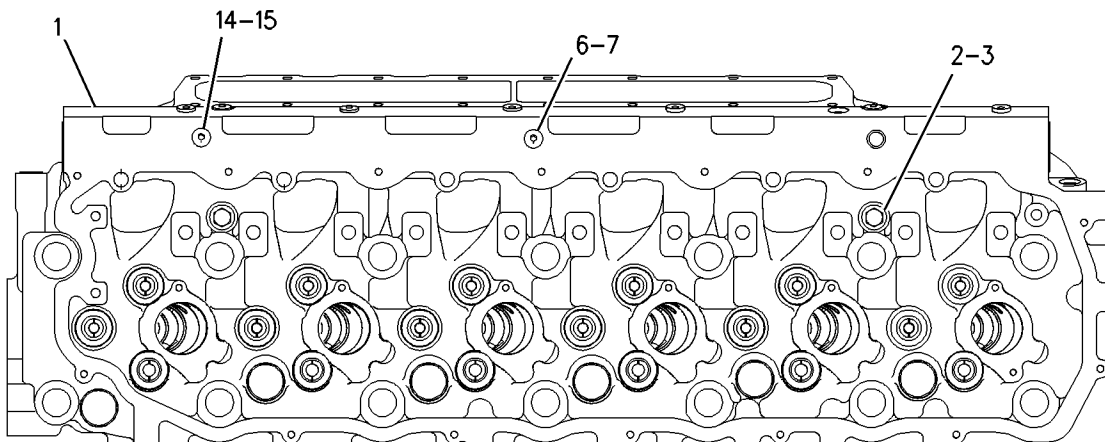
NOTE	REF NO	GRAPHIC REF	PART NUMBER	QTY	PART NAME						SEE PAGE
					1	2	3	4	5	6 (PRODUCT LEVEL)	
Y	1	1	205-1273	1	CYLINDER HEAD GP						22
	2	1	1N-5999	2	PLUG						
	3	1	7J-0204	2	SEAL- O- RING						
	4	1	9S-8002	6	PLUG						
	5	1	6V-5048	6	SEAL- O- RING						
	6	1	9S-8004	4	PLUG						
	7	1	3J-1907	4	SEAL- O- RING						
	8	1	9S-8006	1	PLUG						
	9	1	2M-9780	1	SEAL- O- RING						
	10	1	9S-9334	1	PLUG						
	11	1	9X-7712	1	SEAL- O- RING						
	12	1	9S-8005	1	PLUG						
	13	1	3K-0360	1	SEAL- O- RING						
	14	1	9S-8003	1	PLUG (1/2- 20 THD)						
	15	1	1J-9671	1	SEAL- O- RING						
	16	1	9S-4191	1	PLUG						
			3J-1907	1	SEAL- O- RING						

Y- SEPARATE ILLUSTRATION

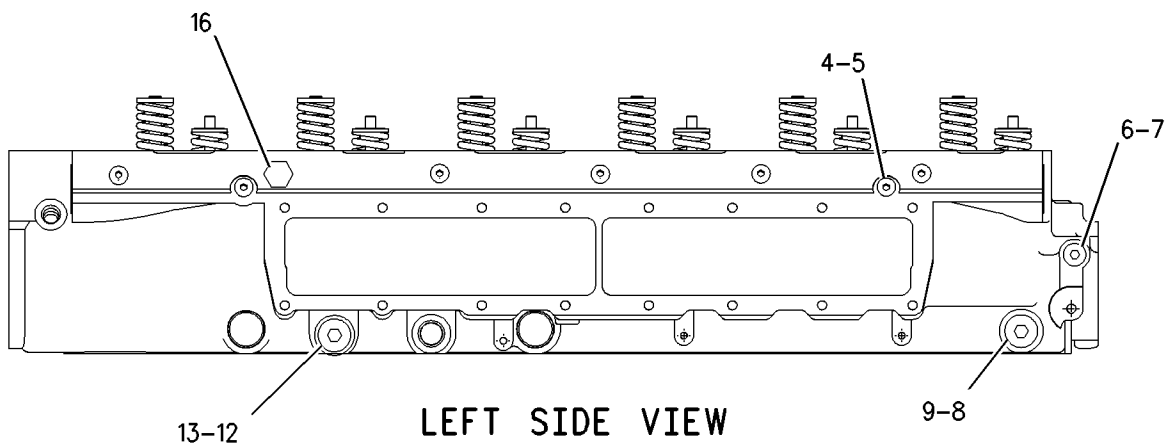
BASIC ENGINE

205- 1275 CYLINDER HEAD GP (contd.)

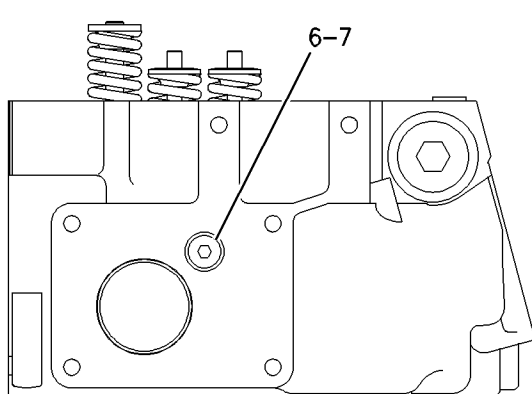
i01682114



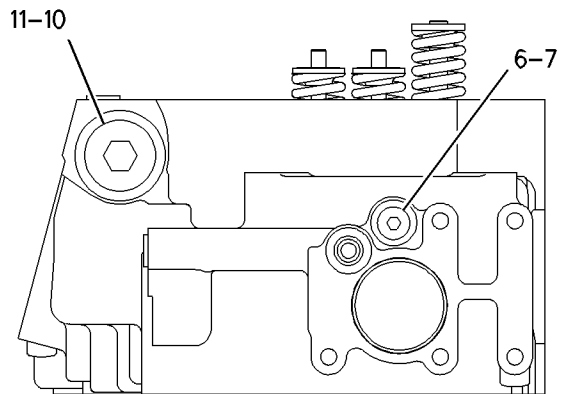
TOP VIEW



LEFT SIDE VIEW



FRONT VIEW



REAR VIEW

GRAPHIC #1

g00867459

BASIC ENGINE

4P- 4451 DAMPER GP

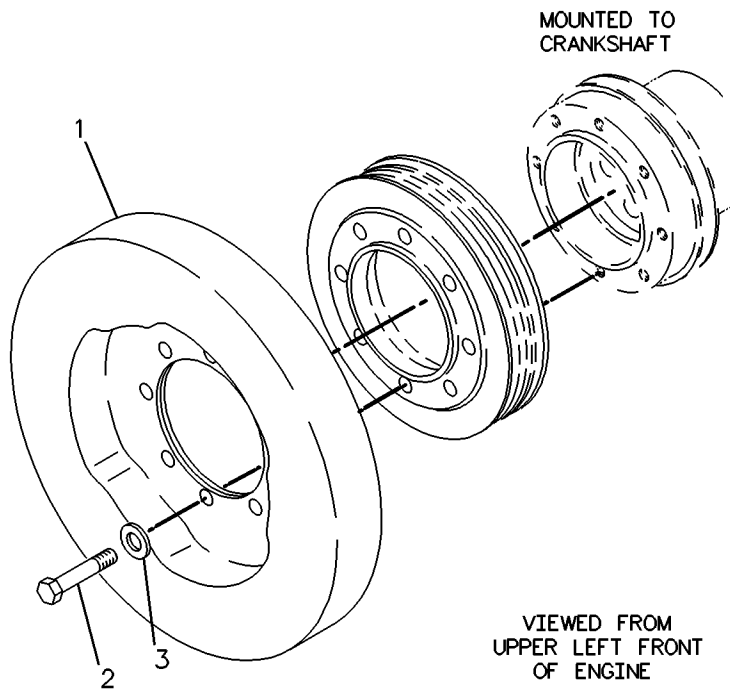
304. 8MM DIAMETER SOLID DAMPER. REQUIRED ON 275 HP AND ABOVE

SMCS- 1205

i 01220081

NOTE	REF NO	GRAPHIC REF	PART NUMBER	QTY	PART NAME						SEE PAGE
					1	2	3	4	5	6 (PRODUCT LEVEL)	
	1	1	167- 8121	1	DAMPER AS						
M	2	1	8T- 4186	8	BOLT (M10X1. 50X40MM)						
	3	1	8T- 4121	8	WASHER- HARD (2. 5MM THK)						

M- METRIC PART



GRAPHIC #1

g00226159

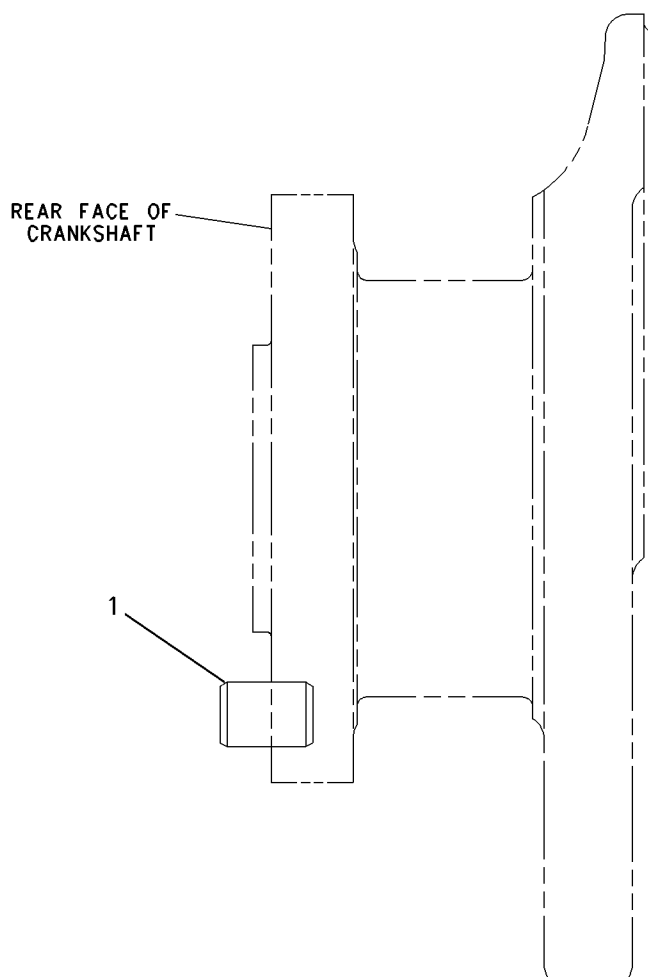
BASIC ENGINE

121- 8786 FASTENER GP- FLYWHEEL FOR USE WITH AUTOMATIC TRANSMISSION

SMCS- 1156

i 01438462

NOTE	REF NO	GRAPHIC REF	PART NUMBER	QTY	PART NAME						SEE PAGE
					1	2	3	4	5	6 (PRODUCT LEVEL)	
	1	1	3E- 3213	1	PIN- SPRING						



GRAPHIC #1

g00753603

BASIC ENGINE

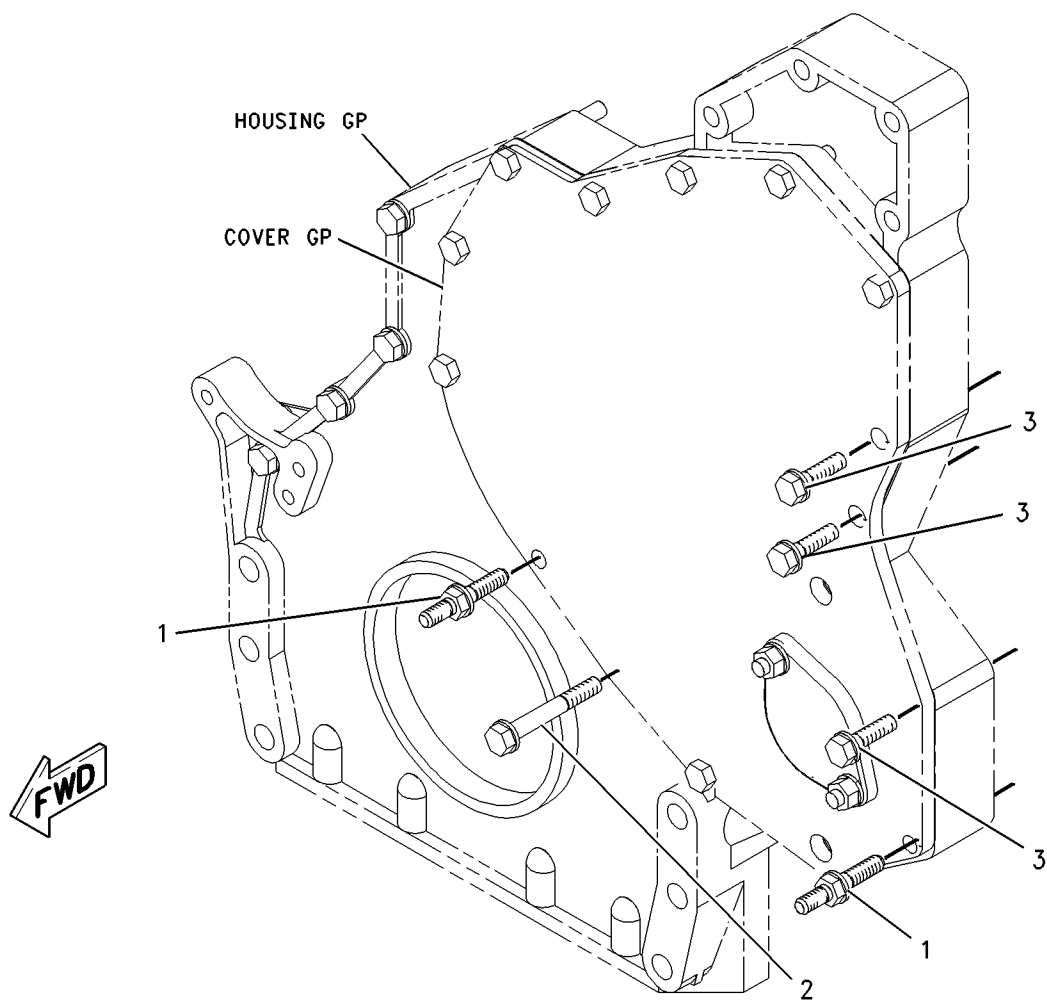
218- 8585 FASTENER GP- FRONT COVER FRONT HOUSING

SMCS- 1151

i 01787252

NOTE	REF NO	GRAPHIC REF	PART NUMBER	QTY	PART NAME						SEE PAGE
					1	2	3	4	5	6 (PRODUCT LEVEL)	
M	1	1	9X- 2099	2	STUD						
M	2	1	8T- 0100	1	BOLT (MBX1. 25X60MM)						
M	3	1	6V- 2317	3	BOLT (MBX1. 25X30MM)						

M- METRIC PART



GRAPHIC #1

g00917536

MEMORANDA

BASIC ENGINE

205- 1321 GEAR GP- FRONT

SMCS- 1206

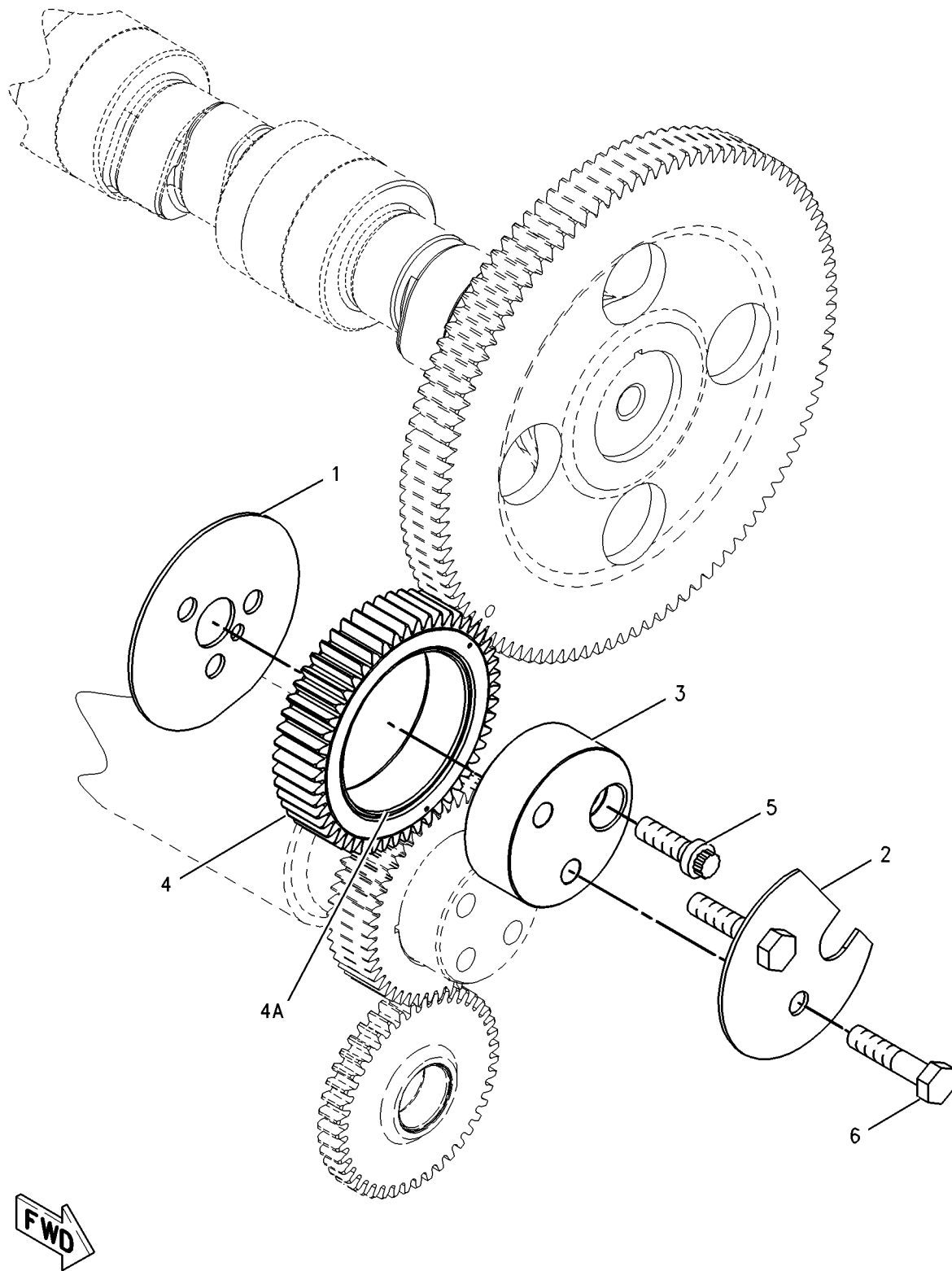
i 01689285

NOTE	REF NO	GRAPHIC REF	PART NUMBER	QTY	PART NAME						SEE PAGE
					1	2	3	4	5	6 (PRODUCT LEVEL)	
	1	1	113- 6069	1	PLATE- THRUST						
	2	1	115- 4219	1	PLATE- RETAINING						
	3	1	200- 4495	1	SHAFT- IDLER						
	4	1	205- 1320	1	GEAR AS- IDLER (50 TEETH)						
	4A	1	115- 4072	1	BEARING						
M	5	1	136- 4183	1	BOLT- 12 POINT HEAD (M10X1. 5X30MM)						
M	6	1	6V- 5843	2	BOLT (M10X1. 50X45MM)						
M- METRIC PART											

BASIC ENGINE

205-1321 GEAR GP- FRONT (contd.)

i01689285



GRAPHIC #1

g00870175

BASIC ENGINE

122- 8934 HOUSING GP- FLYWHEEL

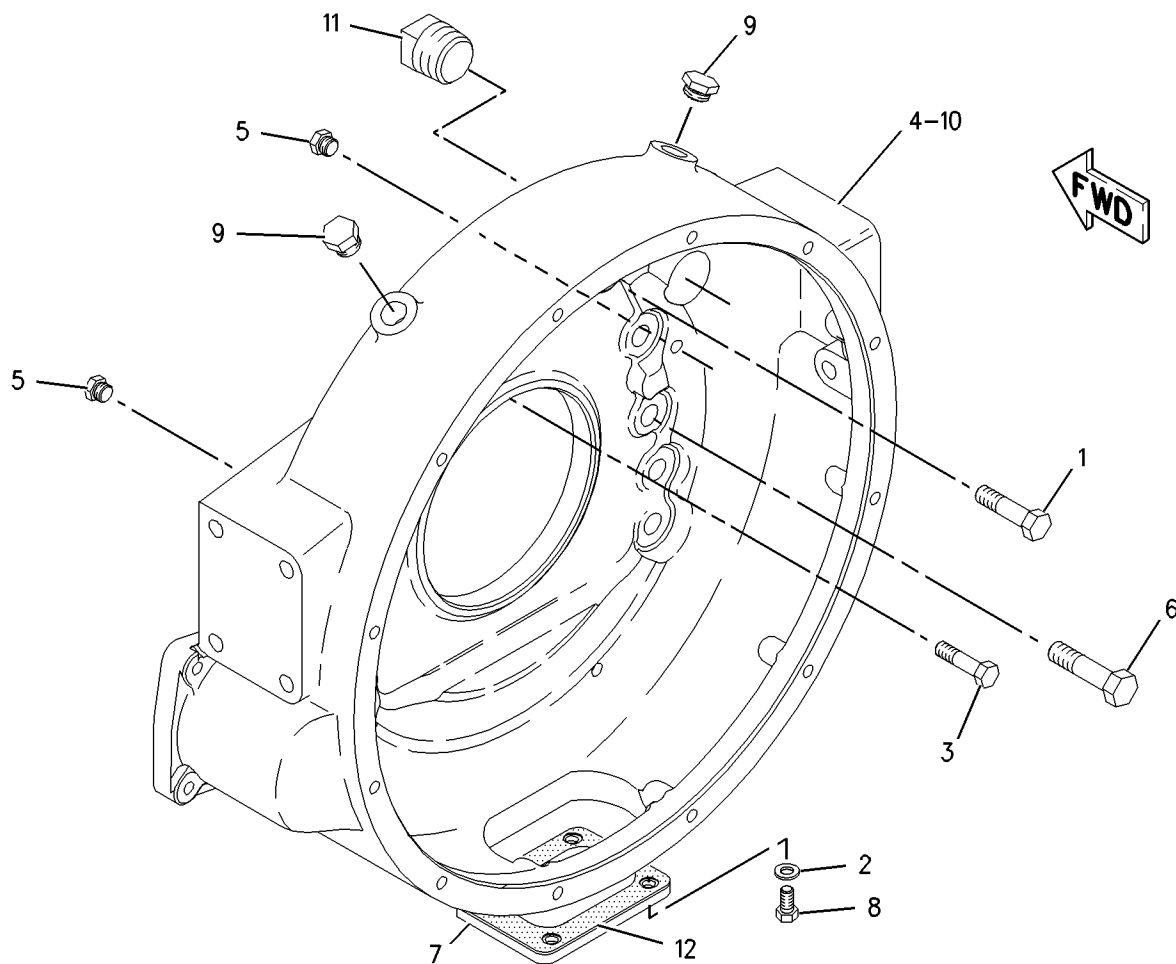
PROVIDES VERTICAL PAD SAE #2 HOUSING

SMCS- 1157

i01787928

NOTE	REF NO	GRAPHIC REF	PART NUMBER	QTY	PART NAME						SEE PAGE
					1	2	3	4	5	6 (PRODUCT LEVEL)	
M	1	1	8T- 4196	2	BOLT (M10X1. 5X35MM)						
	2	1	8T- 4224	4	WASHER- HARD (8. 8X16X2MM THK)						
M	3	1	8T- 7547	1	BOLT (MBX1. 25X30MM)						
	4	1	160- 5142	1	HOUSING- FLYWHEEL						
	5	1	9S- 4182	2	PLUG						
M	6	1	9X- 6609	10	BOLT- LOCKING						
	7	1	160- 5123	1	COVER						
M	8	1	7X- 2536	4	BOLT (MBX1. 25X14MM)						
	9	1	9S- 4185	2	PLUG						
B	10	1	1U- 8846		SEALANT- GASKET						
	11	1	172- 6300	1	PLUG						
	12	1	3N- 4087	1	GASKET						

B- USE AS REQUIRED
M- METRIC PART



GRAPHIC #1

g00917207

BASIC ENGINE

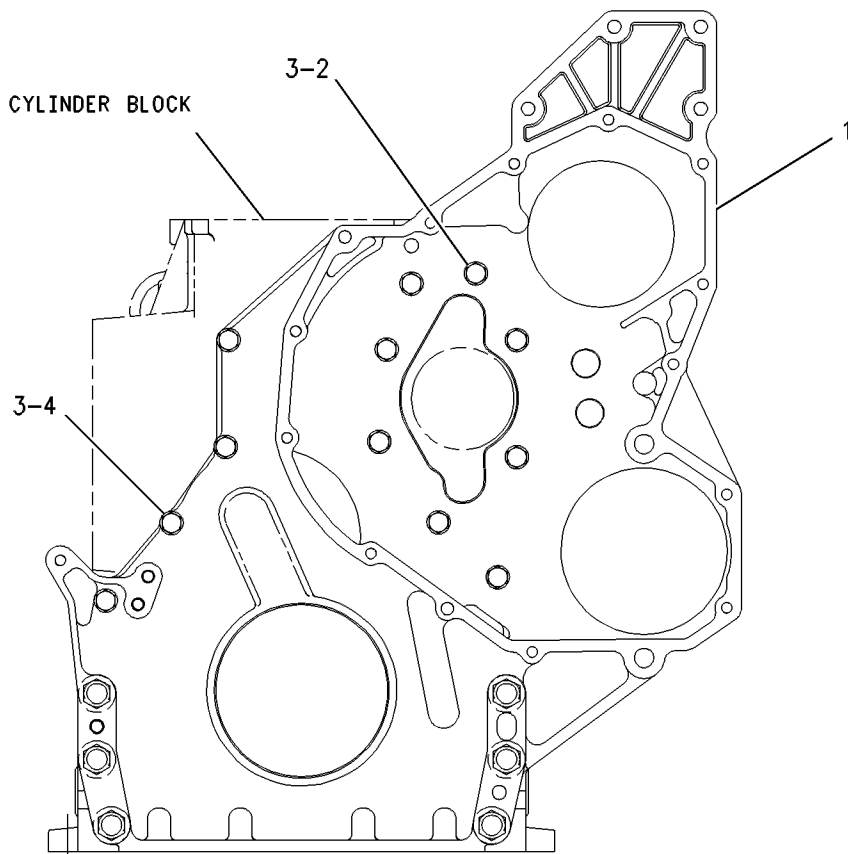
133- 5055 HOUSING GP- FRONT

SMCS- 1151, 1162

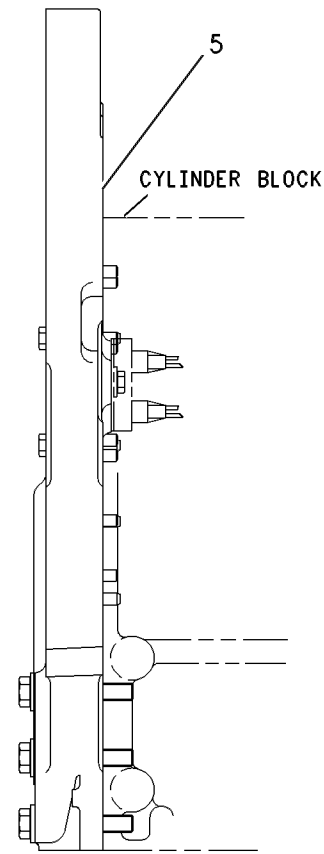
i 01359133

NOTE	REF NO	GRAPHIC REF	PART NUMBER	QTY	PART NAME						SEE PAGE
					1	2	3	4	5	6 (PRODUCT LEVEL)	
	1	1	128- 3883	1	HOUSING- FRONT						
M	2	1	6V- 5217	8	BOLT (MBX1. 25X20MM)						
	3	1	9M 1974	12	WASHER- HARD (2MM THK)						
M	4	1	6V- 3918	4	BOLT (MBX1. 25X50MM)						
B	5	1	1U- 8846		SEALANT						

B- USE AS REQUIRED
M- METRIC PART



FRONT VIEW



LEFT SIDE VIEW

GRAPHIC #1

g00285827

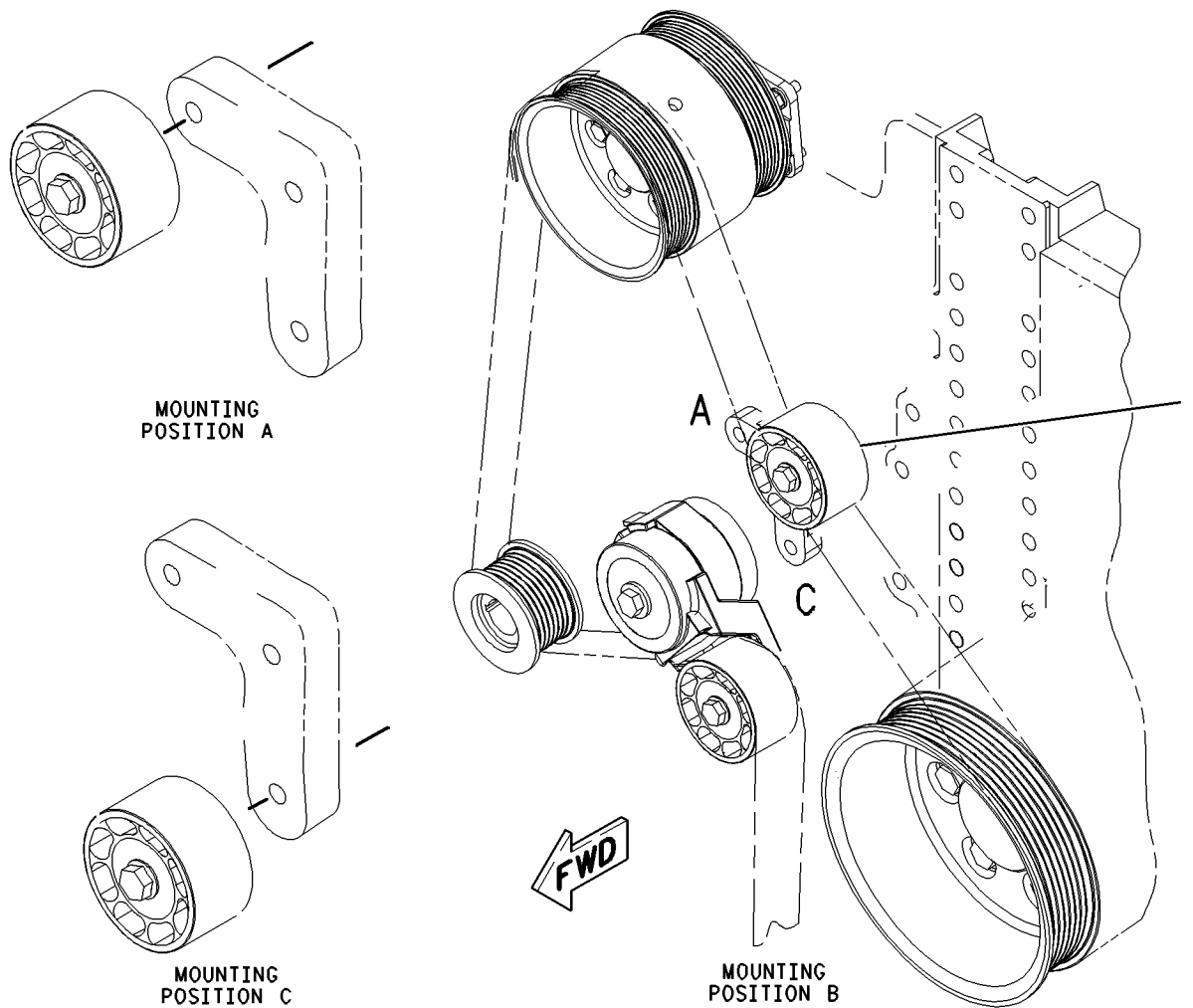
BASIC ENGINE

197- 9651 IDLER GP 74MM FLAT IDLER FOR 8 PK BELT

SMCS- 1206

i 01712958

NOTE	REF NO	GRAPHIC REF	PART NUMBER	QTY	PART NAME						SEE PAGE
					1	2	3	4	5	6 (PRODUCT LEVEL)	
	1	1	197- 9641	1	PULLEY AS- IDLER						



GRAPHIC #1

g00795904

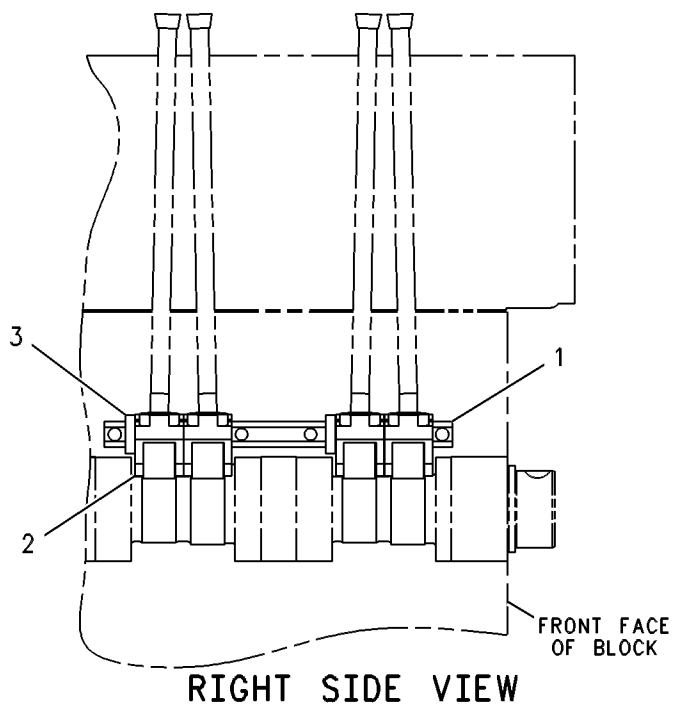
BASIC ENGINE

139- 4081 LIFTER GP- VALVE PART OF 135- 2969 VALVE MECHANISM GP

SMCS- 1209

i 00827973

NOTE	REF NO	GRAPHIC REF	PART NUMBER	QTY	PART NAME						SEE PAGE
					1	2	3	4	5	6 (PRODUCT LEVEL)	
	1	1	139- 9476	1	SHAFT AS- LIFTER						
		1	2D- 6642	2	BALL						
	2	1	7E- 6794	4	ARM AS- I NJECTOR						
	3	1	139- 4084	2	SPACER- FOLLOWER						



GRAPHIC #1

g00288708

BASIC ENGINE

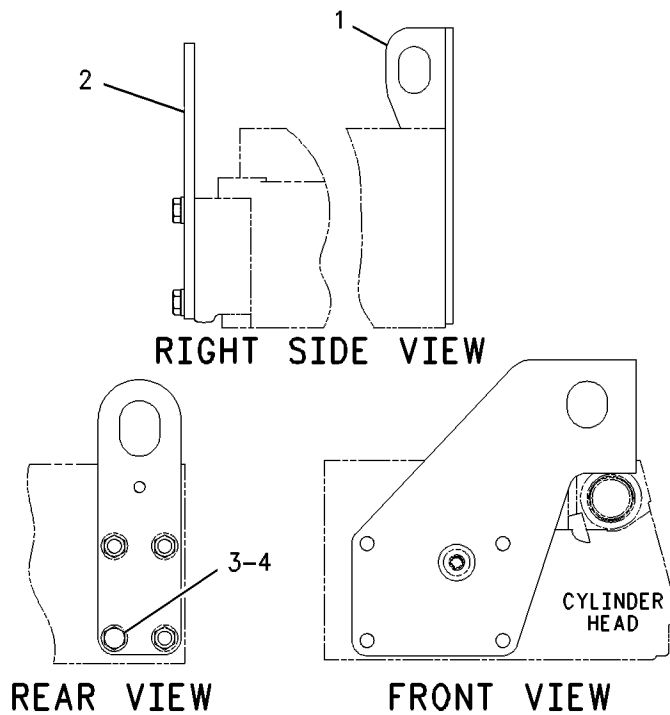
142- 8100 LIFTING GP- ENGINE FRONT AND REAR

SMCS- 1122

i 01130453

NOTE	REF NO	GRAPHIC REF	PART NUMBER	QTY	PART NAME						SEE PAGE
					1	2	3	4	5	6 (PRODUCT LEVEL)	
	1	1	163- 0787	1	PLATE- LI FTI NG						
	2	1	154- 0896	1	PLATE- LI FTI NG						
M	3	1	8T- 4136	1	BOLT (M10X1. 50X25MM)						
	4	1	8T- 4121	1	WASHER (2. 5MM THK)						

M- METRI C PART



GRAPHIC #1

g00597754

BASIC ENGINE

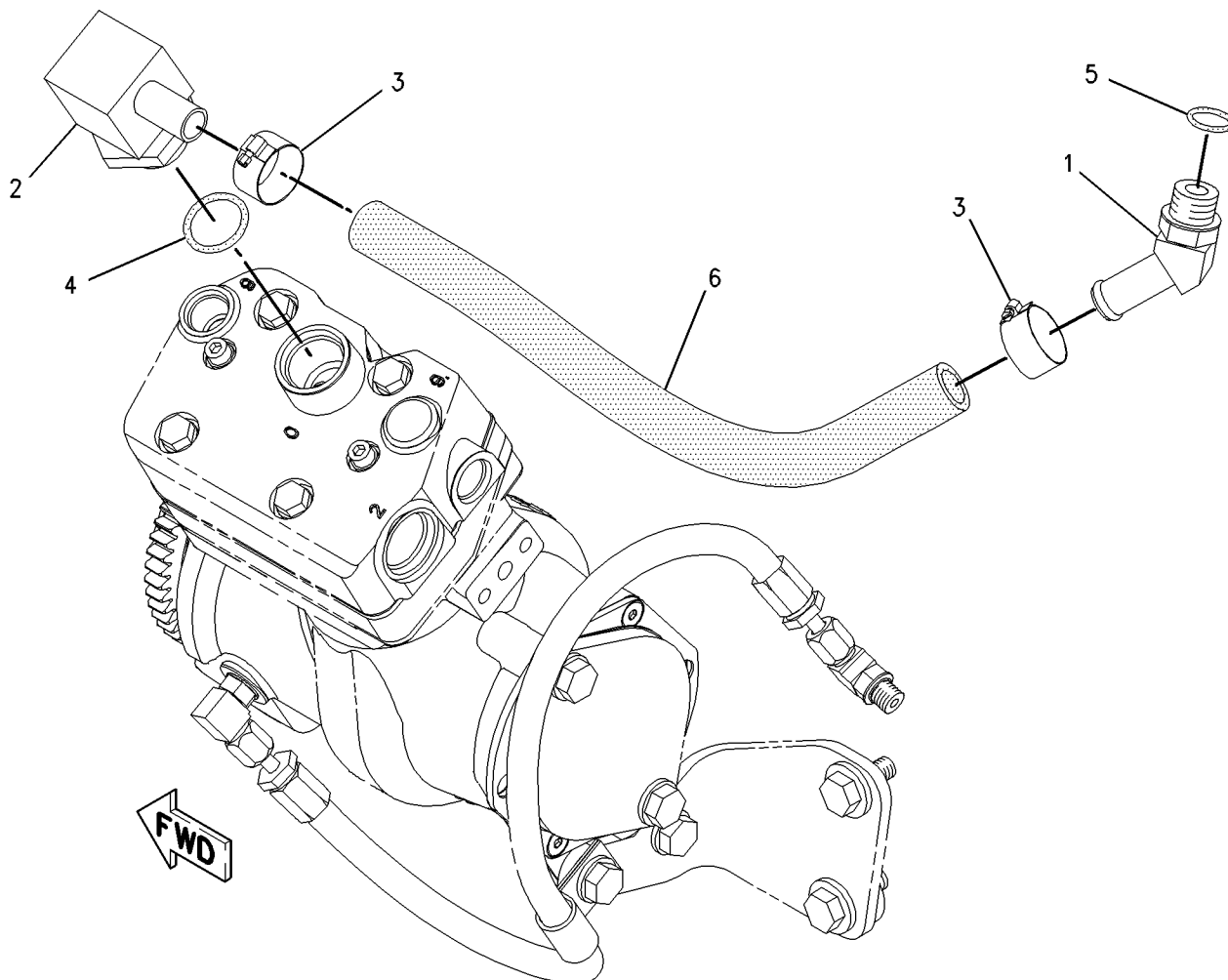
200- 2297 LINES GP- AIR COMPRESSOR

SMCS- 1803, 5502

i 01514548

NOTE	REF NO	GRAPHIC REF	PART NUMBER	QTY	PART NAME						SEE PAGE
					1	2	3	4	5	6 (PRODUCT LEVEL)	
	1	1	5P- 9615	1	CONNECTOR						
	2	1	090- 0744	1	ELBOW						
	3	1	124- 6257	2	CLAMP- HOSE						
	4	1	3D- 2824	1	SEAL- O- RING						
	5	1	3K- 0360	1	SEAL- O- RING						
BE	6	1	5P- 0743		HOSE (35 CM)						

B- USE AS REQUIRED
E- ORDER BY THE CENTI METER



GRAPHIC #1

g00786253

BASIC ENGINE

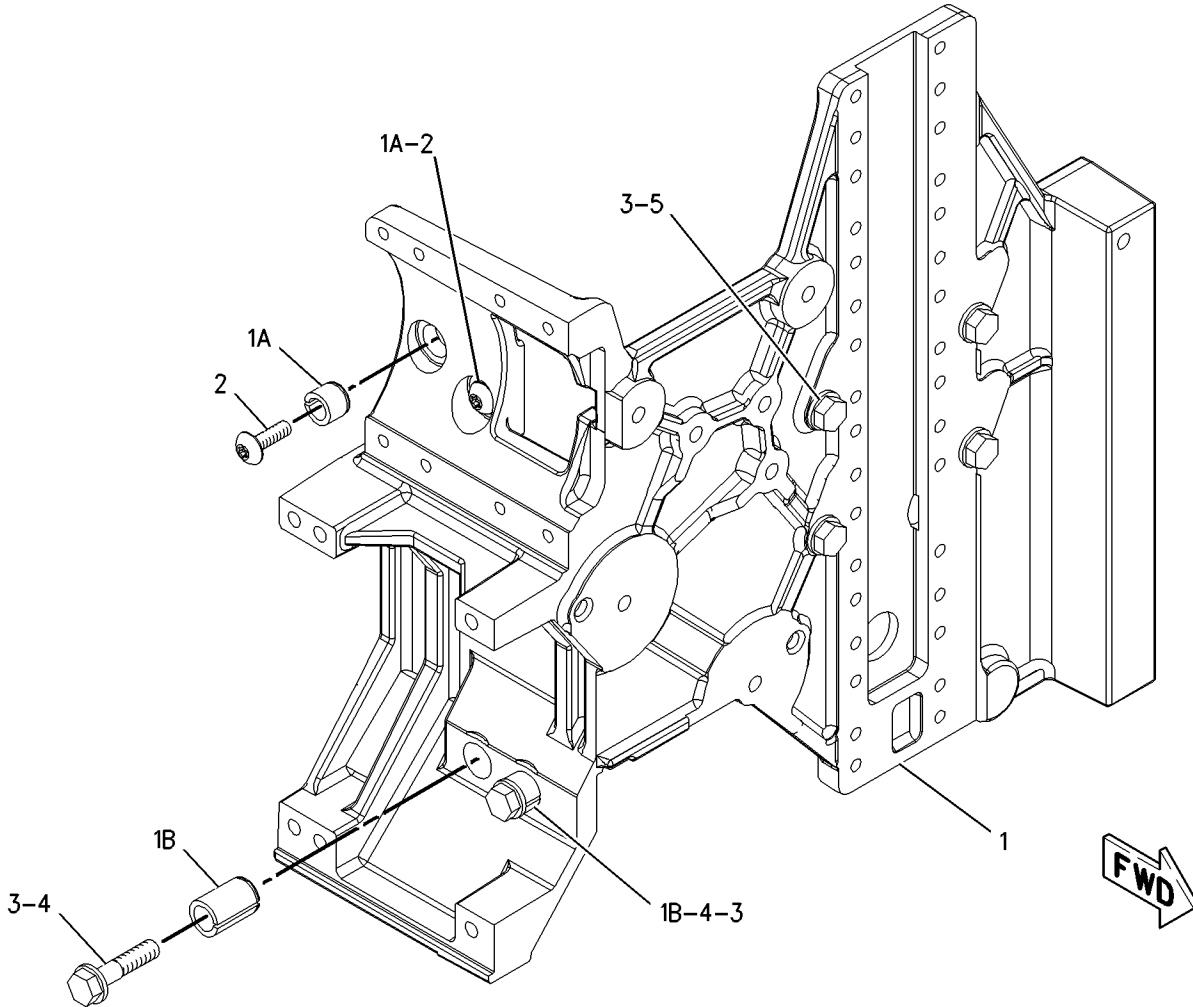
221-4519 MOUNTING GP- FAN DRIVE

SMCS- 1359

i 01796747

NOTE	REF NO	GRAPHIC REF	PART NUMBER	QTY	PART NAME						SEE PAGE
					1	2	3	4	5	6 (PRODUCT LEVEL)	
	1	1	211- 7847	1	SUPPORT AS						
	1A	1	200- 2300	2	BUSHING						
	1B	1	213- 1642	2	BUSHING						
M	2	1	7Y- 9099	2	SCREW- TRUSS HEAD (M8X1. 25X25MM)						
	3	1	8T- 4121	6	WASHER- HARD (11X21X2. 5MM THK)						
M	4	1	8T- 4182	2	BOLT (M10X1. 5X45MM)						
M	5	1	8T- 4186	4	BOLT (M10X1. 5X40MM)						

M- METRIC PART



GRAPHIC #1

g00921140

BASIC ENGINE

193- 6996 PAN GP- OIL

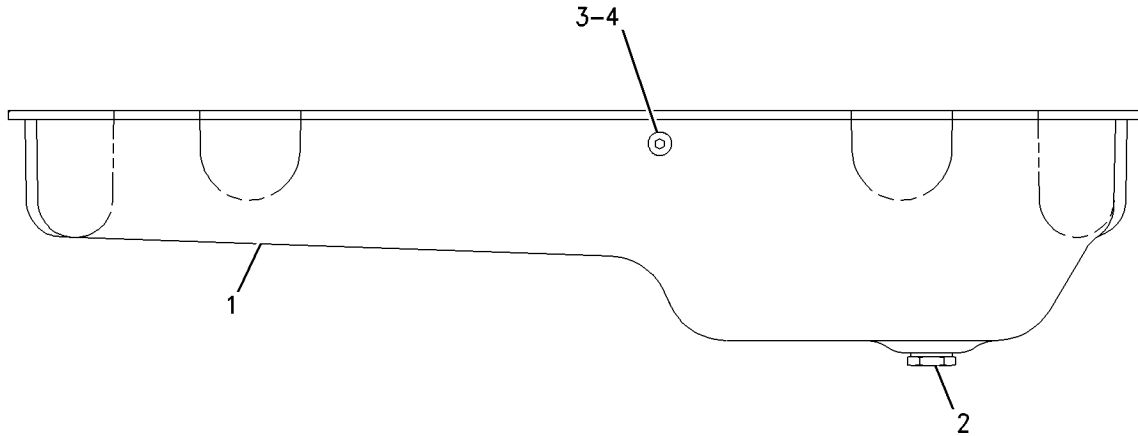
21 LITER, REAR SUMP

PART OF 193- 6998 PAN GP- OIL

SMCS- 1302

i 01697176

NOTE	REF NO	GRAPHIC REF	PART NUMBER	QTY	PART NAME						SEE PAGE
					1	2	3	4	5	6 (PRODUCT LEVEL)	
	1	1	191- 6241	1	PAN AS- OIL						
	2	1	168- 2288	1	PLUG AS (M18X1. 5 THREAD) (OIL DRAIN)						
		1	169- 7487	1	SEAL- O- RING						
	3	1	9S- 8004	1	PLUG						
	4	1	3J- 1907	1	SEAL- O- RING						



LEFT SIDE VIEW

GRAPHIC #1

g00783675

BASIC ENGINE

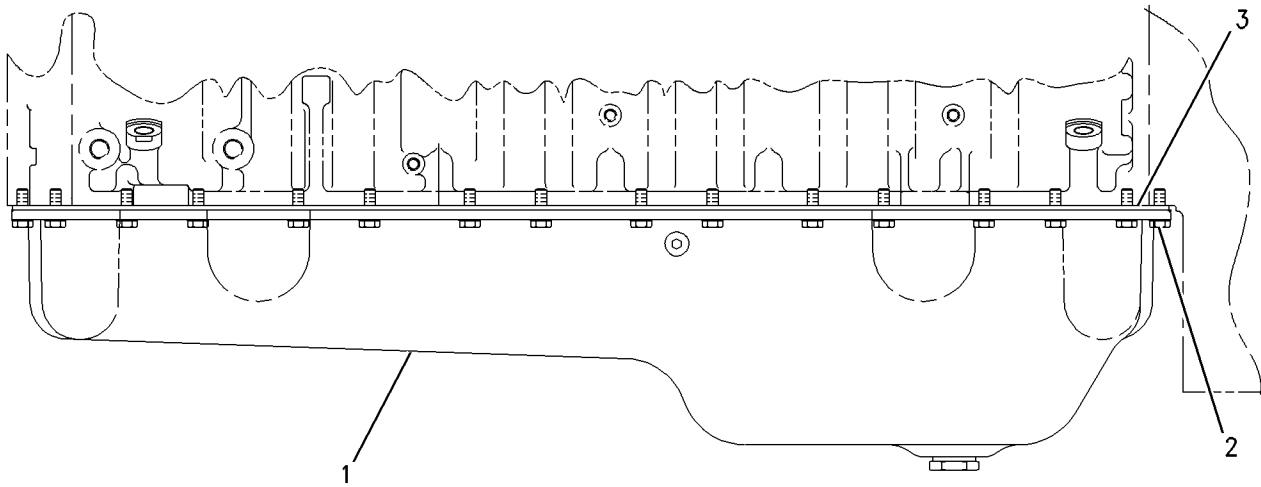
193- 6998 PAN GP- OIL 21 LITER, REAR SUMP

SMCS- 1302

i 01509544

NOTE	REF NO	GRAPHIC REF	PART NUMBER	QTY	PART NAME						SEE PAGE
					1	2	3	4	5	6 (PRODUCT LEVEL)	
Y	1	1	193-6996	1	PAN GP- OIL						41
M	2	1	175-3676	36	BOLT- HEX HEAD (M8X1. 25 THD)						
	3	1	166-2905	1	SEAL- INTEGRAL						

M- METRI C PART
Y- SEPARATE ILLUSTRATION



LEFT SIDE VIEW

GRAPHIC #1

g00783628

BASIC ENGINE

161-8420 PISTON & ROD GP*R

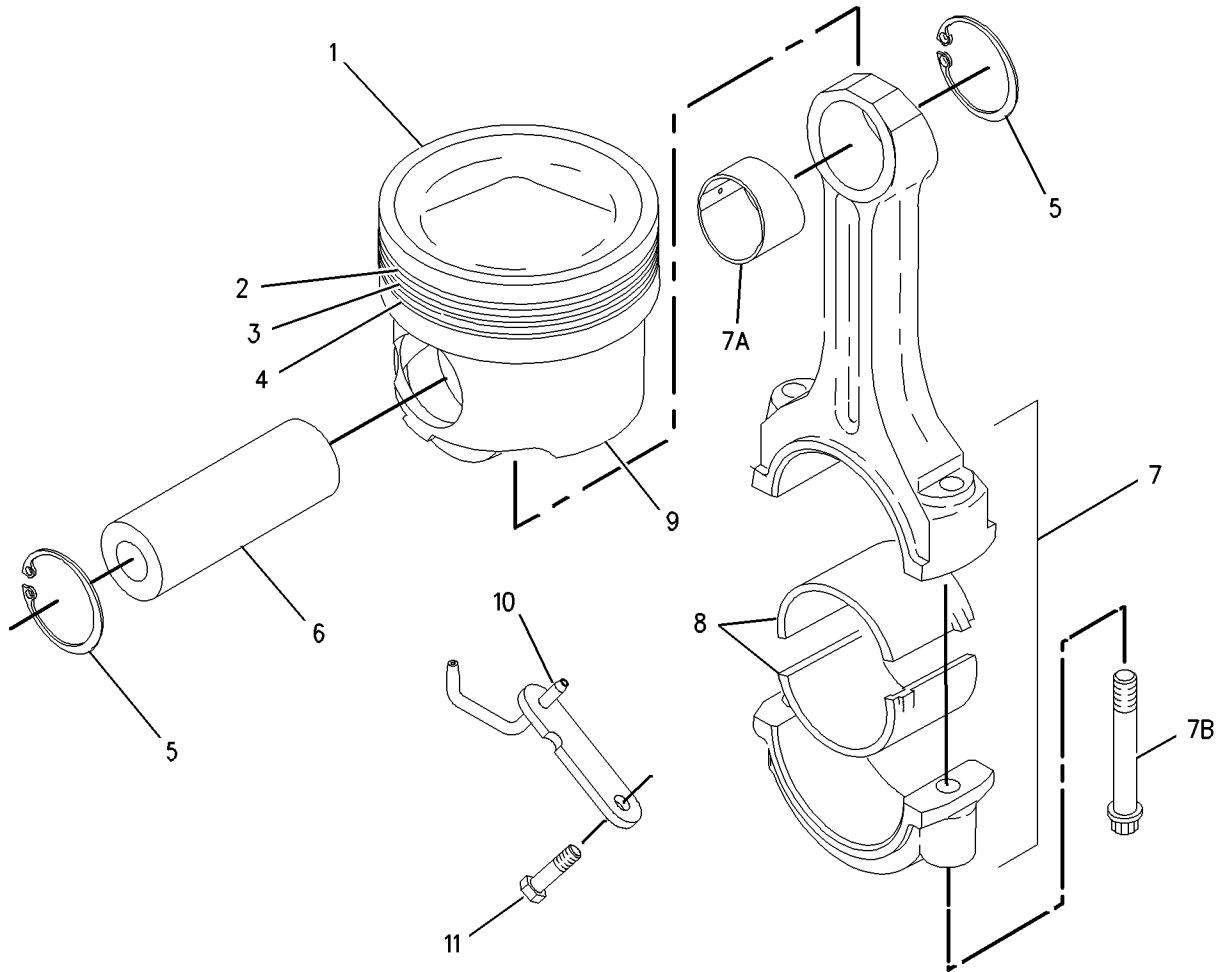
16: 1 RATIO

SMCS- 1225

i01777836

NOTE	REF NO	GRAPHIC REF	PART NUMBER	QTY	PART NAME						SEE PAGE
					1	2	3	4	5	6 (PRODUCT LEVEL)	
	1	1	150-4621	1	CROWN AS-PISTON						
	2	1	132-5246	1	RING-PISTON (TOP)						
	3	1	197-9277	1	RING-PISTON (INTERMEDIATE)						
	4	1	107-7566	1	RING-PISTON (OIL CONTROL)						
	5	1	7C-0111	2	RETAINER-PIN						
	6	1	168-7226	1	PIN-PISTON						
	7	1	213-3193	1	ROD AS-CONNECTING (NON-DRI LLED)						
	7A	1	2W-0027	1	BEARING (EYE END)						
	7B	1	195-0321	2	BOLT (CONNECTING ROD)						
	8	1	7W-9415	1	BEARING-CONNECTING ROD (STANDARD)						
A		1	7C-6976	1	BEARING (.25MM US)						
A		1	7C-6977	1	BEARING (.5MM US)						
	9	1	187-1513	1	SKI RT-PISTON						
	10	1	135-5970	1	TUBE AS-PISTON COOLING JET						
M	11	1	6V-3940	1	BOLT (M8X1.25X25MM)						

A- NOT PART OF THIS GROUP
M- METRIC PART



GRAPHIC #1

g00878306

BASIC ENGINE

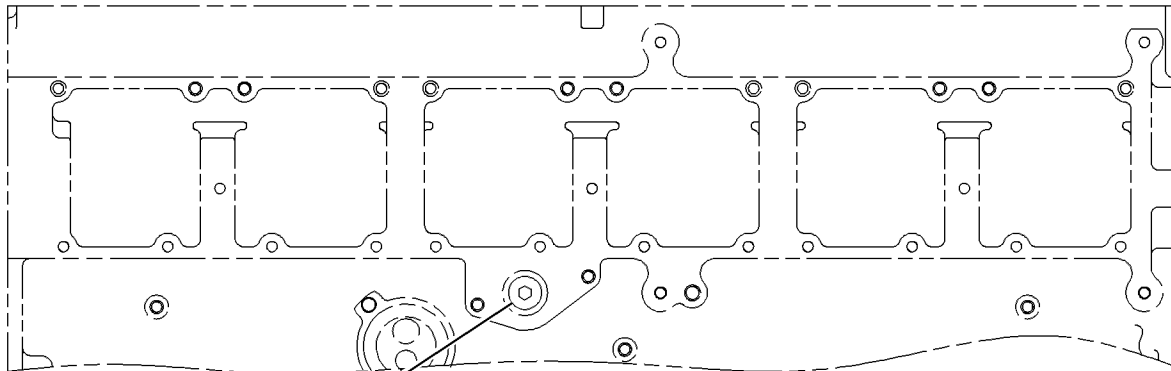
156- 0228 PLUG GP- CYLINDER BLOCK

SMCS- 1201

i 01427301

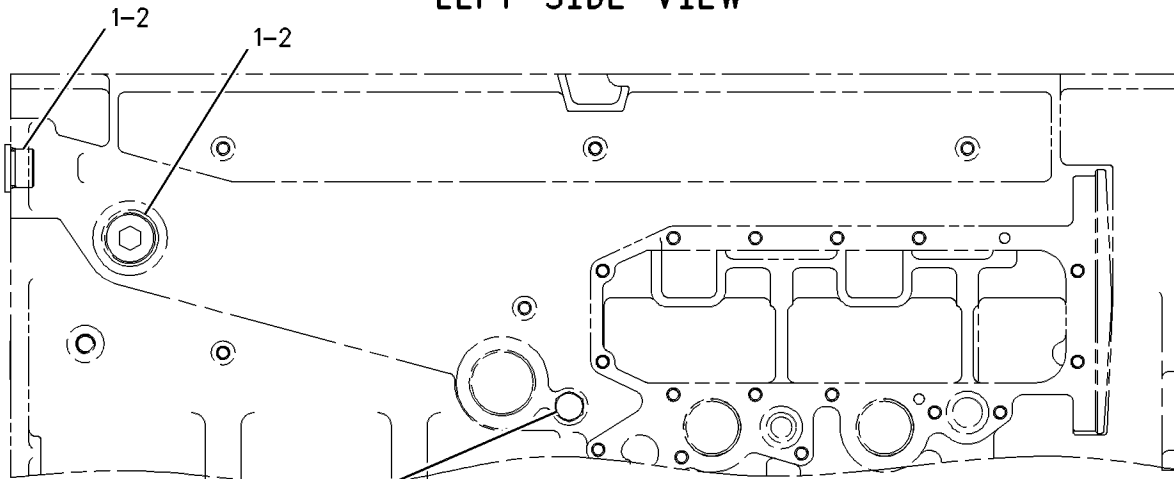
NOTE	REF NO	GRAPHIC REF	PART NUMBER	QTY	PART NAME						SEE PAGE
					1	2	3	4	5	6 (PRODUCT LEVEL)	
	1	1	9S- 8008	2	PLUG- O- RING						
	2	1	3D- 2824	2	SEAL- O- RING (23. 47MM ID)						
	3	1	9S- 8005	1	PLUG						
	4	1	3K- 0360	1	SEAL- O- RING (16. 36MM ID)						
	5	1	6F- 7062	1	WASHER (12. 7X19. 05X1. 83MM THK)						
M	6	1	8T- 0293	1	BOLT (M12X1. 75X20MM)						

M- METRIC PART



3-4

LEFT SIDE VIEW



5-6

RIGHT SIDE VIEW

GRAPHIC #1

g00614423

MEMORANDA

BASIC ENGINE

200- 1205 PULLEY GP

141.5 DIA FAN PULLEY

FOR USE WITH CUSTOMER SUPPLIED 'K' SECTION 8 GROOVE POLY V- BELT

SMCS- 1205, 1359, 1384, 1425

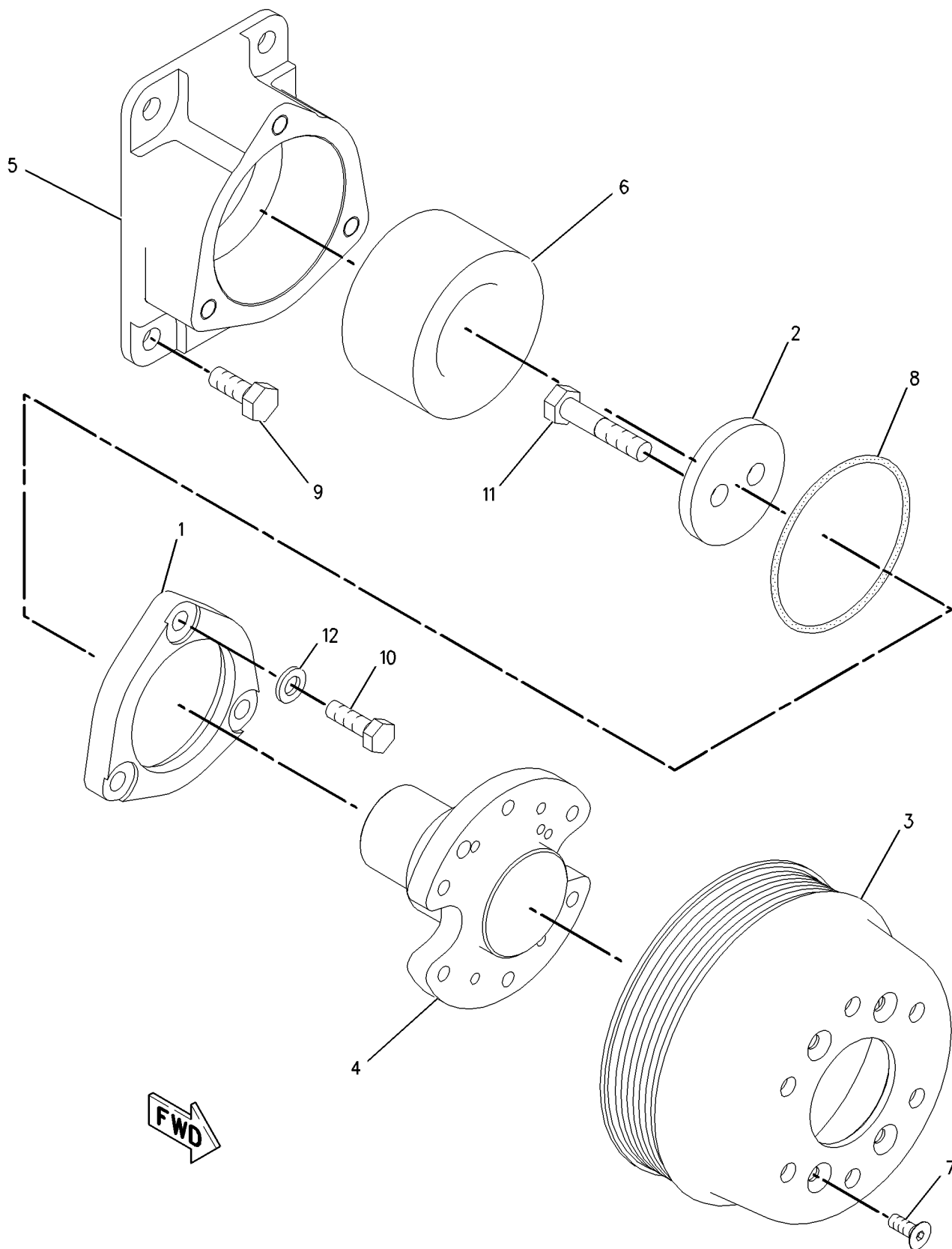
i01798510

NOTE	REF NO	GRAPHIC REF	PART NUMBER	QTY	PART NAME						SEE PAGE
					1	2	3	4	5	6 (PRODUCT LEVEL)	
	1	1	100- 4026	1	RETAINER- BEARING						
	2	1	111- 7238	1	PLATE						
	3	1	190- 3956	1	PULLEY (8 GROOVE)						
	4	1	190- 3968	1	SHAFT- FAN						
	5	1	200- 2281	1	BRACKET						
	6	1	200- 2282	1	BEARING AS						
M	7	1	5C- 7423	4	SCREW (M6X1X16MM)						
	8	1	5M 6509	1	SEAL- O- RING						
M	9	1	5W 8591	4	BOLT (M8X1. 25X18MM)						
M	10	1	6V- 3940	3	BOLT (M8X1. 25X25MM)						
M	11	1	6V- 5219	2	BOLT (M8X1. 25X40MM)						
	12	1	9M 1974	3	WASHER- HARD (8. 8X16X2MM THK)						
M- METRIC PART											

BASIC ENGINE

200 - 1205 PULLEY GP (contd.)

i01798510



GRAPHIC #1

g00802619

BASIC ENGINE

206- 2044 PULLEY GP- CRANKSHAFT

182.5 DIA SHORT FRONT CRANK

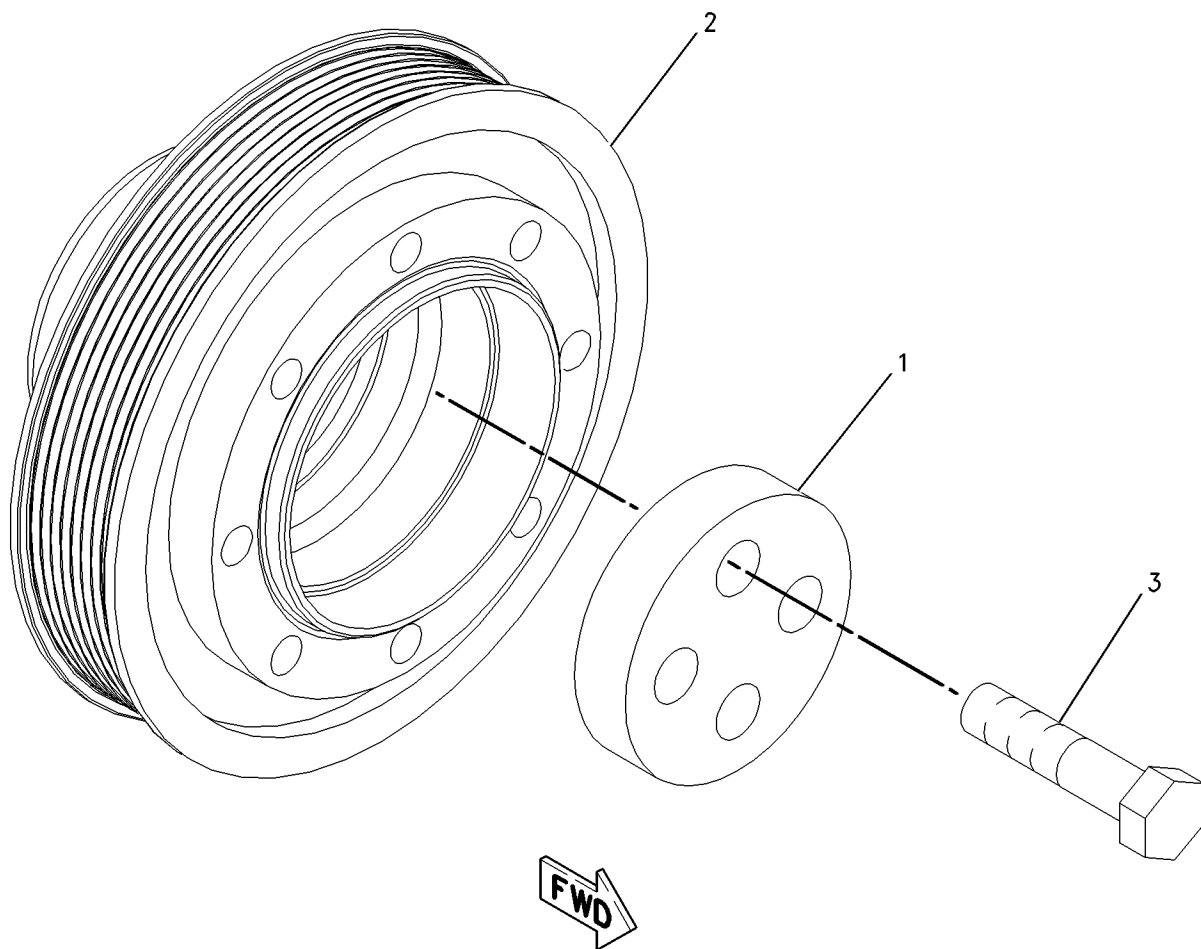
FOR USE WITH POLY- V DRIVEN WATER PUMPS, RUBBER AND VISCOUS DAMPERS

SMCS- 1205

i 01645309

NOTE	REF NO	GRAPHIC REF	PART NUMBER	QTY	PART NAME						SEE PAGE
					1	2	3	4	5	6 (PRODUCT LEVEL)	
	1	1	2W-7381	1	WASHER						
	2	1	200-2275	1	PULLEY (8 GROOVE)						
M	3	1	8T-3666	4	BOLT (M14X60MM)						

M- METRIC PART



GRAPHIC #1

g00795440

BASIC ENGINE

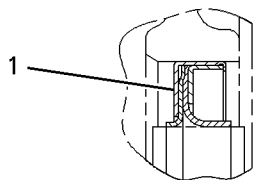
5R- 8845 SEAL GP- CRANKSHAFT

FOR USE WITH APPLICATIONS REQUIRING WATER FORDING (DUAL LIP SEAL)

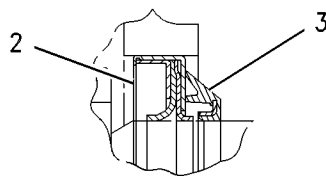
SMCS- 1160, 1161

i 01827982

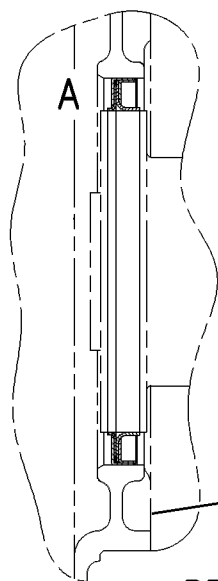
NOTE	REF NO	GRAPHIC REF	PART NUMBER	QTY	PART NAME						SEE PAGE
					1	2	3	4	5	6 (PRODUCT LEVEL)	
	1	1	7C- 3571	1	SEAL GP- CRANKSHAFT (REAR)						
	2	1	4R- 8831	1	SEAL GP- CRANKSHAFT (FRONT)						
	3	1	4R- 9999	1	EXCLUDER- CRANKSHAFT SEAL						



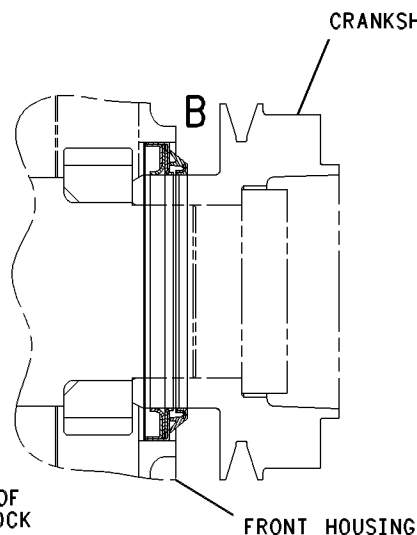
VIEW OF AREA A



VIEW OF AREA B



REAR FACE OF CYLINDER BLOCK



CRANKSHAFT PULLEY

FRONT HOUSING

RIGHT SIDE VIEW

GRAPHIC #1

g00610890

BASIC ENGINE

131- 2202 SUPPORT GP- ENGINE

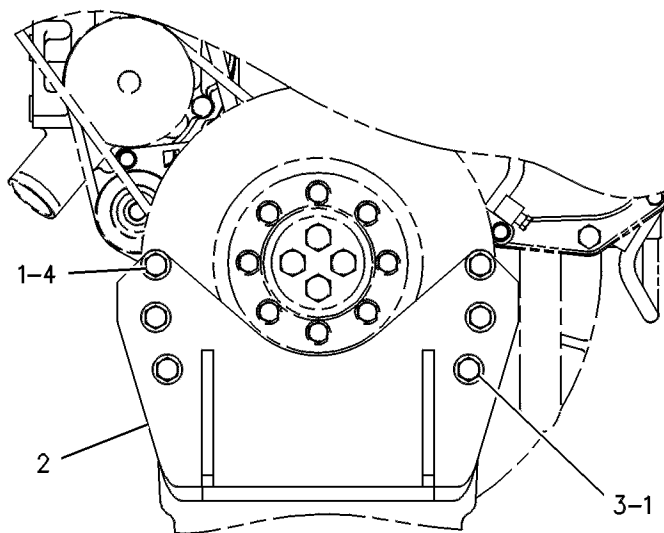
FRONT, NARROW

SMCS- 1154

i 00643865

NOTE	REF NO	GRAPHIC REF	PART NUMBER	QTY	PART NAME						SEE PAGE
					1	2	3	4	5	6 (PRODUCT LEVEL)	
	1	1	5P- 8245	6	WASHER (3MM THK)						
	2	1	131- 2192	1	SUPPORT AS- FRONT						
M	3	1	6V- 5696	5	BOLT (M12X1. 75X80MM)						
M	4	1	6V- 8336	1	BOLT (M12X1. 75X70MM)						

M- METRIC PART



FRONT VIEW

GRAPHIC #1

g00243753

BASIC ENGINE

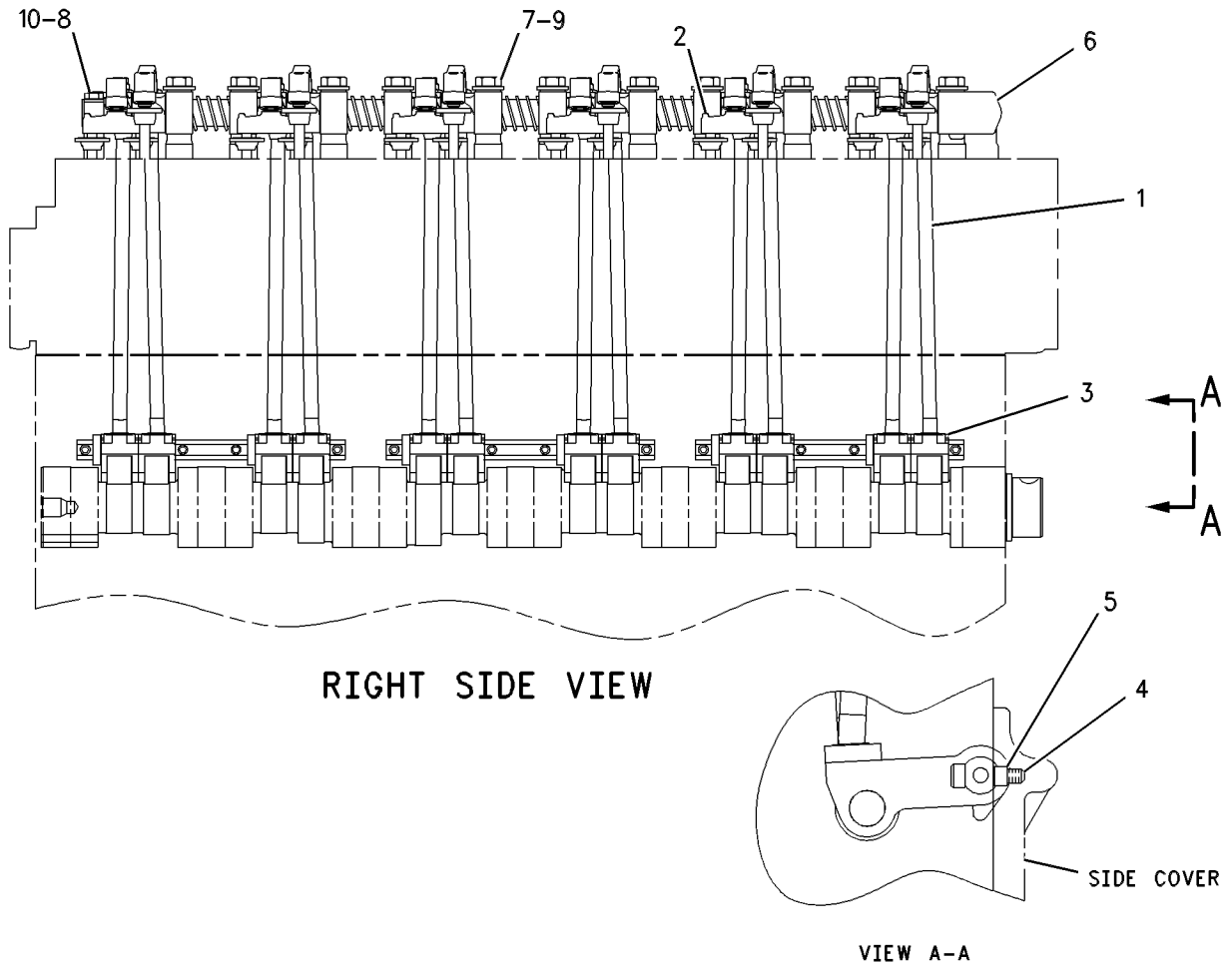
135-2969 VALVE MECHANISM GP

SMCS-1102, 1121, 1123

i01713117

NOTE	REF NO	GRAPHIC REF	PART NUMBER	QTY	PART NAME						SEE PAGE
					1	2	3	4	5	6 (PRODUCT LEVEL)	
	1	1	133-6379	12	ROD- VALVE PUSH						
	2	1	220-6366	6	BRIDGE- VALVE						
Y	3	1	139-4081	3	LIFTER GP- VALVE						37
M	4	1	8T-8442	12	BOLT- SOCKET HEAD (M6X1X30MM)						
	5	1	3E-9412	6	DOWEL- BUSHING						
CY	6	1	155-4773	1	VALVE MECHANISM GP						52
M	7	1	6V-5696	11	BOLT (M12X1.75X80MM)						
	8	1	9M-1974	2	WASHER- HARD (8.8X16X2MM THK)						
	9	1	5P-8245	11	WASHER- HARD (13.5X25.5X3MM THK)						
M	10	1	8T-0100	2	BOLT (M8X1.25X60MM)						

C- CHANGE FROM PREVIOUS TYPE
M- METRIC PART
Y- SEPARATE ILLUSTRATION



GRAPHIC #1

g00286874

BASIC ENGINE

155- 4773 VALVE MECHANISM GP PART OF 135- 2969 VALVE MECHANISM GP

SMCS- 1102, 1121, 1123

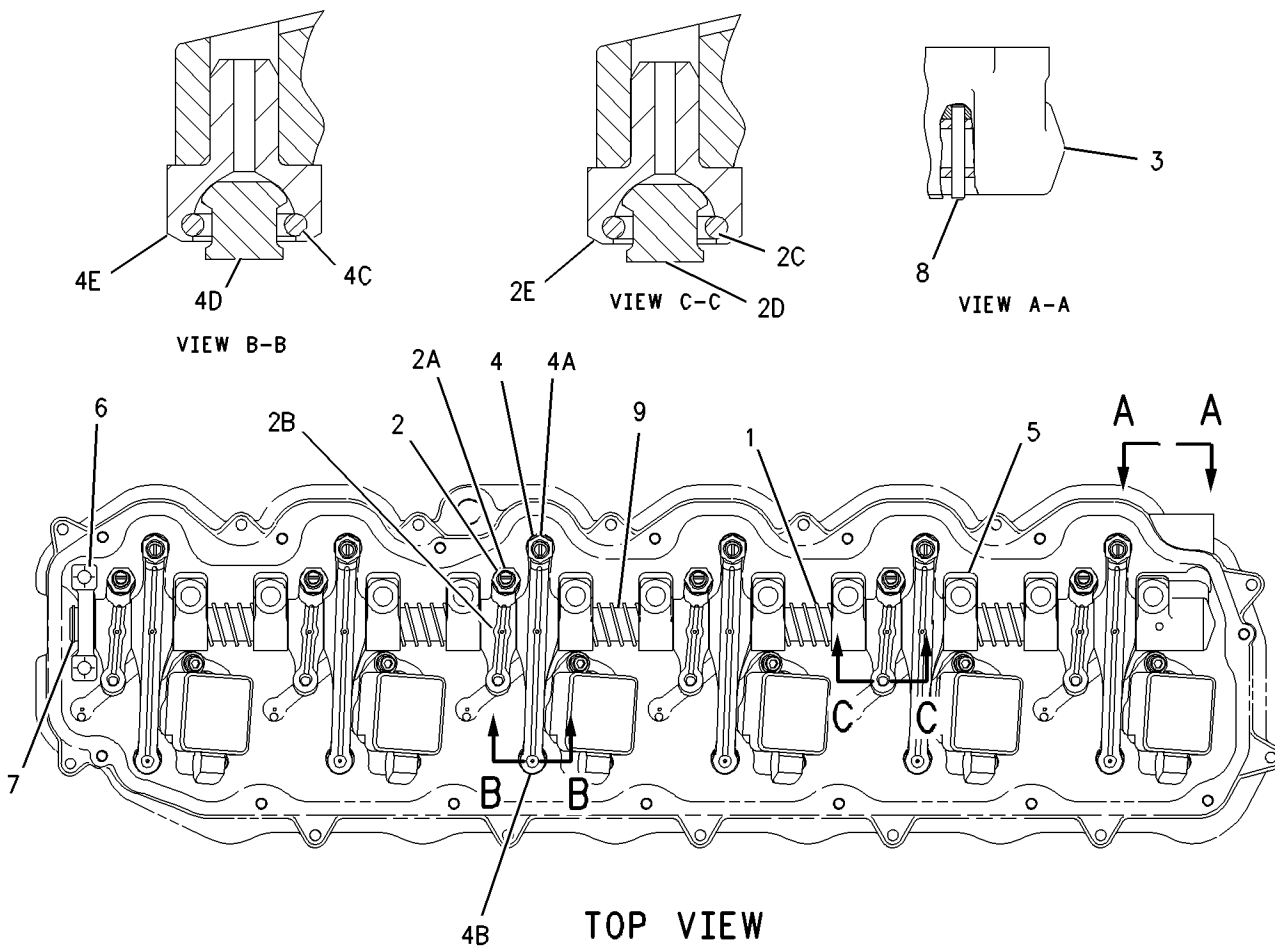
i01787135

NOTE	REF NO	GRAPHIC REF	PART NUMBER	QTY	PART NAME						SEE PAGE
					1	2	3	4	5	6 (PRODUCT LEVEL)	
	1	1	137- 6717	5	SPRING						
	2	1	222- 1185	6	ROCKER ARM GP (INTAKE)						
					(EACH INCLUDES)						
M	2A	1	2Y- 5829	1	NUT (M10X1. 5 THD)						
M		1	183- 4365	1	SCREW- ADJUSTING (M10X1. 5 THD)						
	2B	1	153- 8467	1	ROCKER ARM AS						
	2C	1	173- 5549	1	SEAL- O- RING						
	2D	1	145- 7376	1	BUTTON- ROCKER ARM						
	2E	1	145- 7385	1	SOCKET- ROCKER ARM						
	3	1	138- 8403	1	STAND						
	4	1	222- 1186	6	ROCKER ARM GP (EXHAUST)						
					(EACH INCLUDES)						
M	4A	1	2Y- 5829	1	NUT (M10X1. 5 THD)						
M		1	183- 4365	1	SCREW- ADJUSTING (M10X1. 5 THD)						
	4B	1	153- 8470	1	ROCKER ARM AS						
	4C	1	173- 5549	1	SEAL- O- RING						
	4D	1	145- 7376	1	BUTTON- ROCKER ARM						
	4E	1	145- 7385	1	SOCKET- ROCKER ARM						
	5	1	138- 8401	10	STAND						
	6	1	138- 8402	1	STAND						
	7	1	138- 9868	1	RING- RETAINING						
	8	1	8H- 5244	1	DOWEL						
	9	1	138- 7198	1	SHAFT AS						
		1	5B- 1866	1	PLUG- CUP						
M- METRIC PART											

BASIC ENGINE

155-4773 VALVE MECHANISMGP (contd.)

i01787135



GRAPHIC #1

g00901133

LUBRICATION SYSTEM

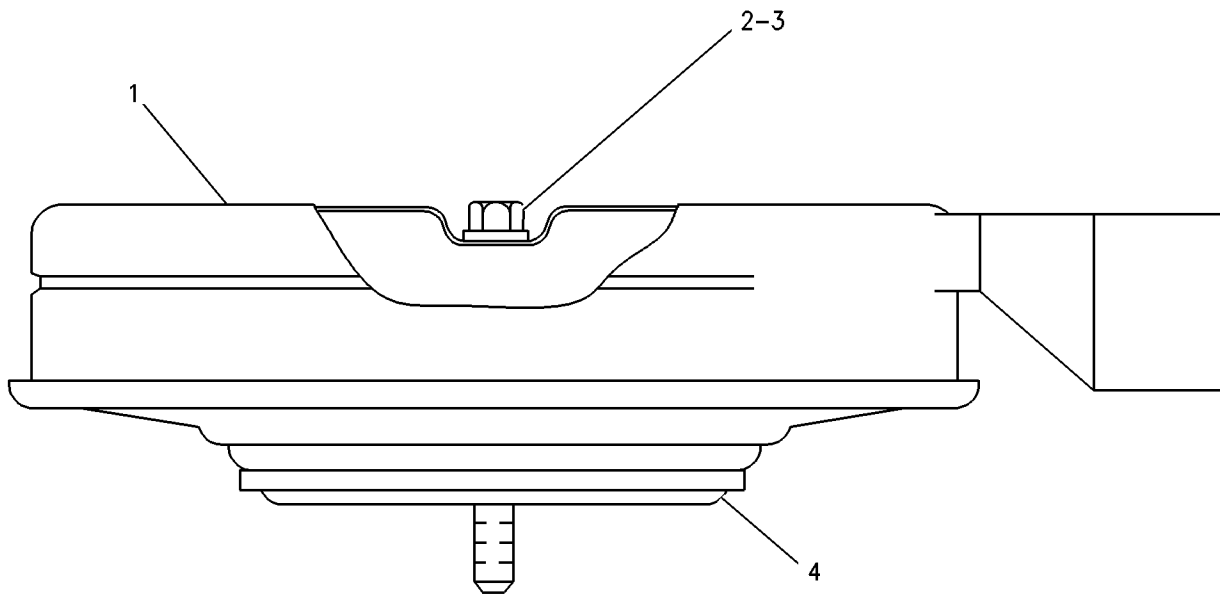
156- 0233 BREATHER GP LOW PROFILE

SMCS- 1317

i 01314745

NOTE	REF NO	GRAPHIC REF	PART NUMBER	QTY	PART NAME						SEE PAGE
					1	2	3	4	5	6 (PRODUCT LEVEL)	
	1	1	183- 6848	1	BREATHER AS						
M	2	1	8T- 6870	1	BOLT (MBX1. 25X70MM)						
	3	1	8T- 4224	1	WASHER- HARD (8. 8X16X2MM THK)						
	4	1	4L- 9564	1	SEAL- O- RING (81. 92MM ID)						

M- METRIC PART



GRAPHIC #1

g00648415

LUBRICATION SYSTEM

172- 8733 FILLER GP- ENGINE OIL

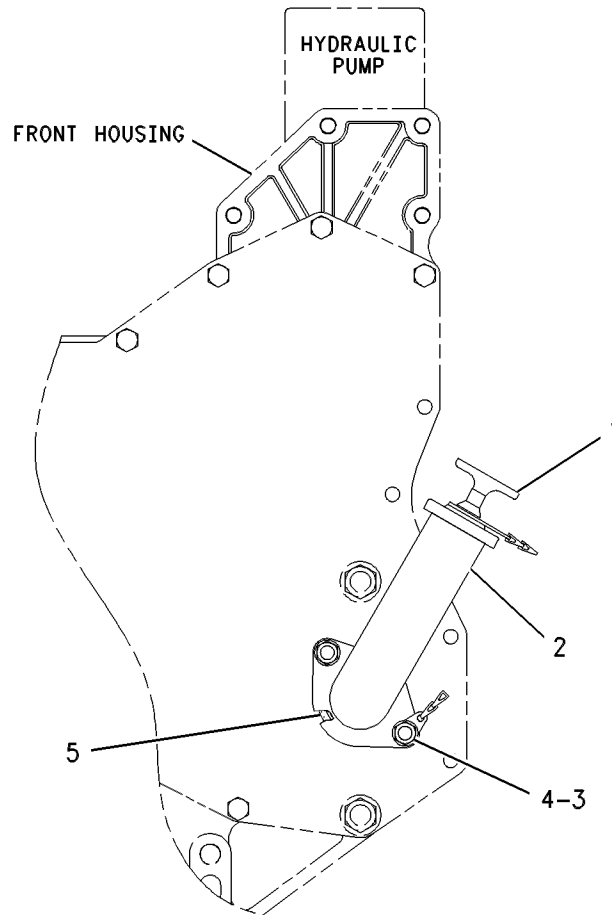
FOR USE WITH ENGINES THAT REQUIRE FRONT OIL FILLER WITH A FILL CAP, LH SERVICED ENGINES

SMCS- 1316

i 01699960

NOTE	REF NO	GRAPHIC REF	PART NUMBER	QTY	PART NAME						SEE PAGE
					1	2	3	4	5	6 (PRODUCT LEVEL)	
	1	1	068- 4497	1	CAP- OIL FILLER						
	2	1	7E- 4035	1	TUBE AS- OIL FILLER						
M	3	1	5C- 7261	2	NUT (M8X1. 25 THD)						
	4	1	8T- 4224	2	WASHER- HARD (8. 8X16X2MM THK)						
	5	1	061- 9455	1	SEAL- O- RING						

M- METRIC PART



FRONT VIEW

GRAPHIC #1

g00590539

LUBRICATION SYSTEM

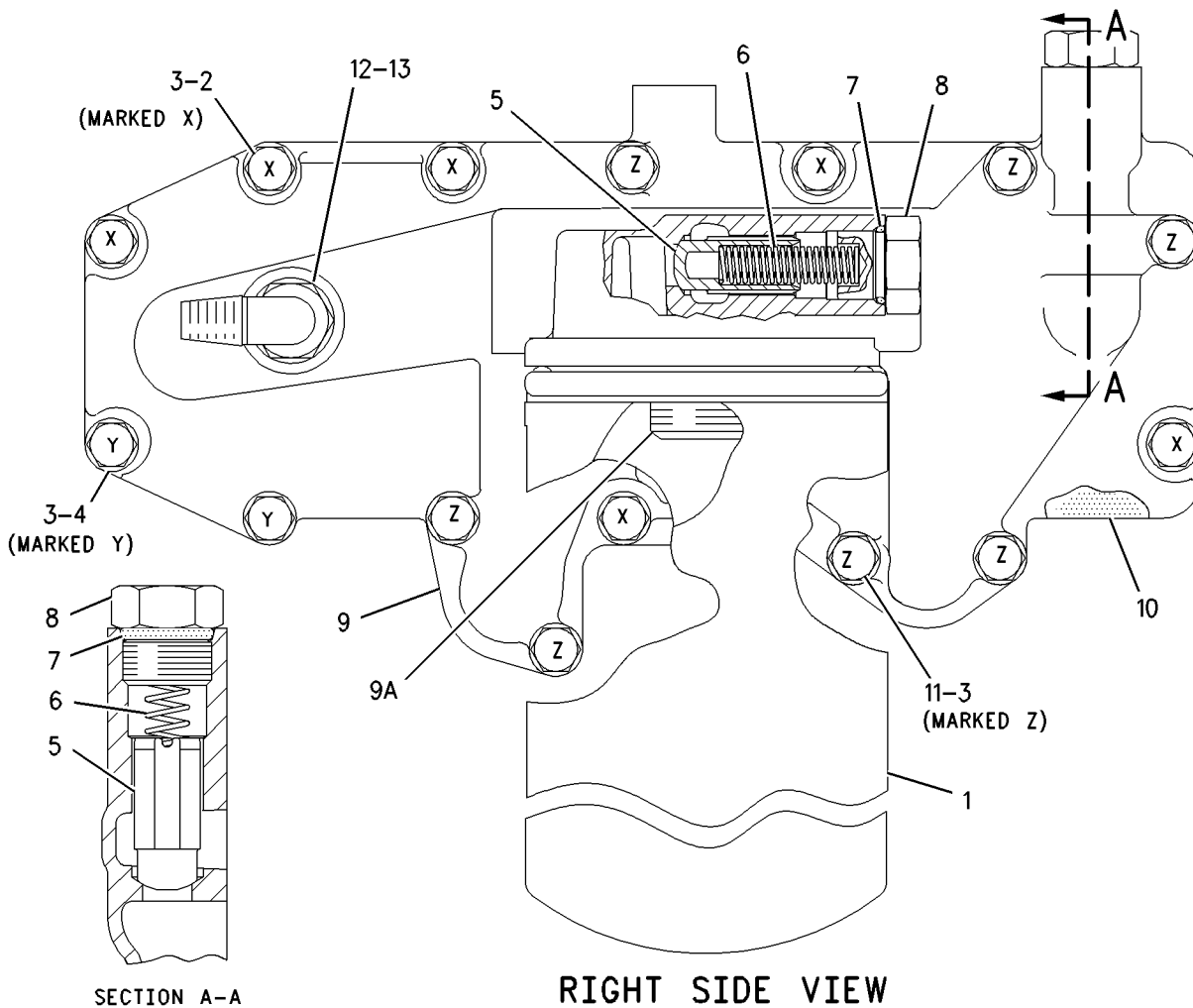
168- 0282 FILTER GP- ENGINE OIL

SMCS- 1306, 1308

i 01852238

NOTE	REF NO	GRAPHIC REF	PART NUMBER	QTY	PART NAME						SEE PAGE
					1	2	3	4	5	6 (PRODUCT LEVEL)	
	1	1	1R- 0739	1	FILTER AS- ENGINE OIL						
M	2	1	8T- 0276	8	BOLT (MBX1. 25X45MM)						
	3	1	9M- 1974	15	WASHER- HARD (8. 8X16X2MM THK)						
M	4	1	6V- 5219	2	BOLT (MBX1. 25X40MM)						
	5	1	7C- 1493	2	VALVE AS- BYPASS						
	6	1	9L- 9188	2	SPRING- VALVE						
	7	1	2M- 9780	2	SEAL- O- RING						
M	8	1	5P- 8196	2	PLUG						
	9	1	201- 9774	1	BASE AS- OIL FILTER						
		1	2P- 2537	1	STUD- HOLLOW						
	10	1	7E- 9817	1	GASKET						
M	11	1	8C- 5748	5	BOLT (MBX1. 25X55MM)						
	12	1	005- 4362	1	ELBOW						
	13	1	3K- 0360	1	SEAL- O- RING						

M- METRIC PART



GRAPHIC #1

g00920135

LUBRICATION SYSTEM

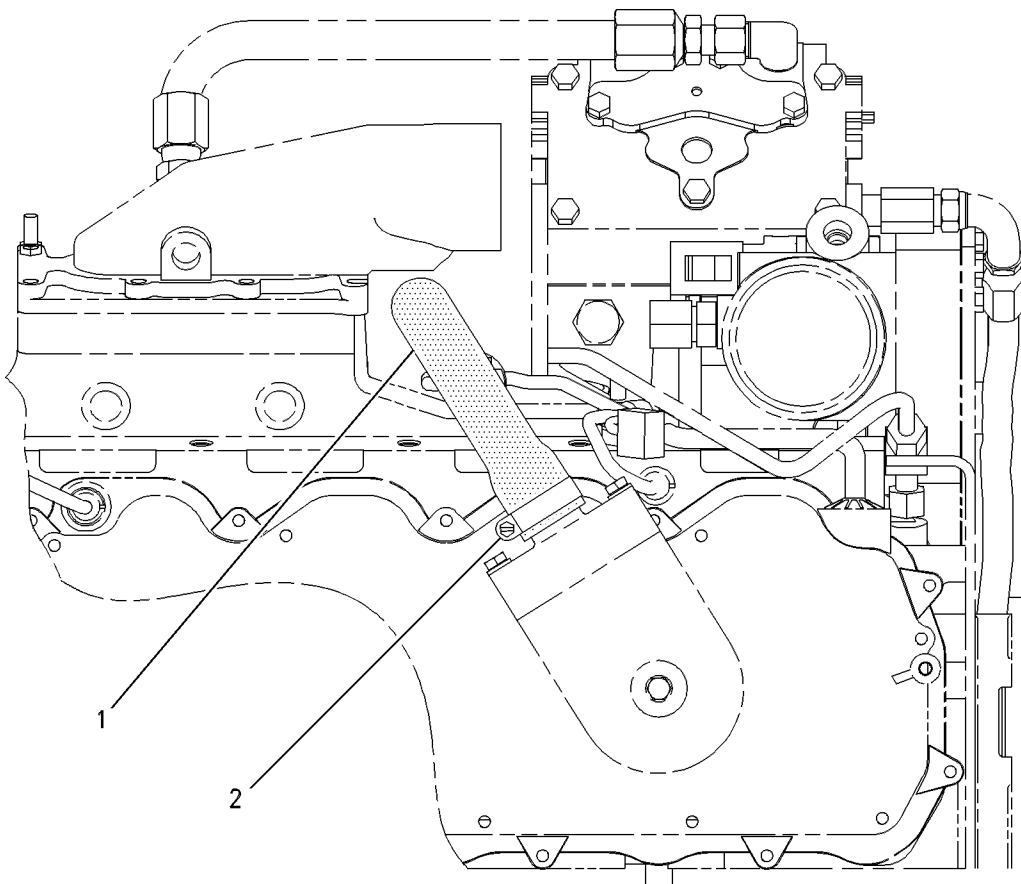
152- 2931 FUMES DISPOSAL GP

FOR USE WITH PANCAKE BREATHER AND LEFT FRONT DISPOSAL LINE POSITION

SMCS- 1317

i 01452593

NOTE	REF NO	GRAPHIC REF	PART NUMBER	QTY	PART NAME						SEE PAGE
					1	2	3	4	5	6 (PRODUCT LEVEL)	
	1	1	152- 2933	1	HOSE						
	2	1	9M 2904	1	CLAMP- HOSE						



TOP VIEW

GRAPHIC #1

g00615377

LUBRICATION SYSTEM

142-0372 GAUGE GP- OIL LEVEL (DIPSTICK)

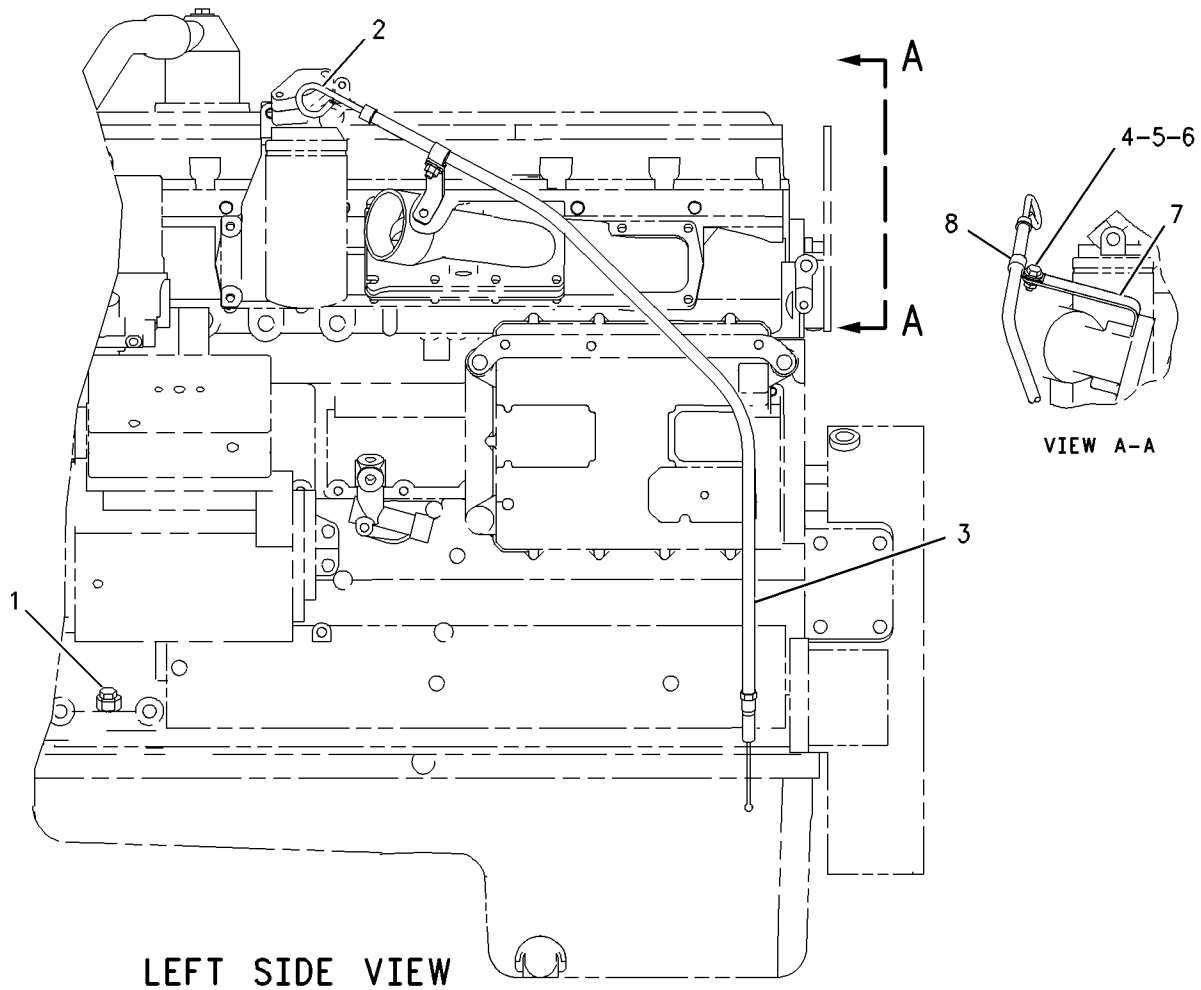
0 DEGREE ROLL/4 DEGREE TILT. LH REAR

SMCS- 1326

i01551379

NOTE	REF NO	GRAPHIC REF	PART NUMBER	QTY	PART NAME						SEE PAGE
					1	2	3	4	5	6 (PRODUCT LEVEL)	
	1	1	1S- 2563	3	PLUG						
	2	1	167- 2091	1	GAUGE- OIL LEVEL						
	3	1	141- 8650	1	TUBE AS						
M	4	1	8T- 7547	1	BOLT (M8X1. 25X30MM)						
	5	1	5P- 4116	2	WASHER- HARD (8. 8X20. 5X2MM THK)						
M	6	1	5C- 7261	1	NUT (M8X1. 25 THD)						
	7	1	141- 8649	1	BRACKET						
	8	1	8M 2770	1	CLIP						

M- METRIC PART



GRAPHIC #1

g00806980

LUBRICATION SYSTEM

117- 0503 LINES GP- ENGINE OIL

FRONT SUMP

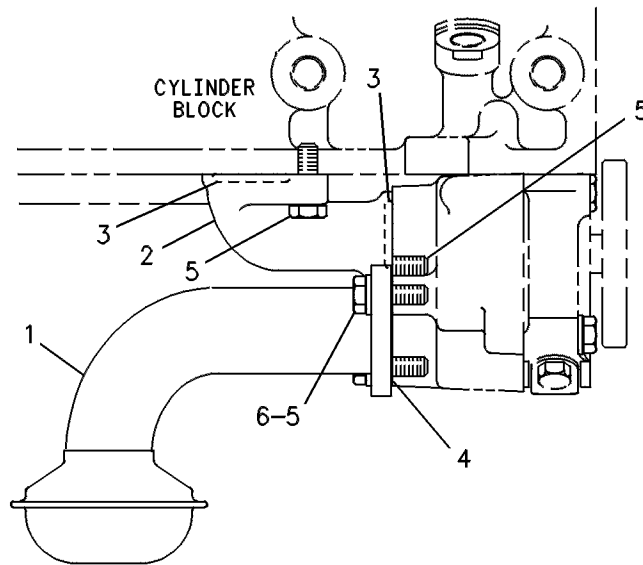
FOR USE WITH 21 LITER OIL PAN

SMCS- 1307

i 00797777

NOTE	REF NO	GRAPHIC REF	PART NUMBER	QTY	PART NAME						SEE PAGE
					1	2	3	4	5	6 (PRODUCT LEVEL)	
	1	1	7E- 6427	1	TUBE AS						
	2	1	4W- 2232	1	ELBOW- OUTLET						
	3	1	3P- 1156	2	SEAL- O- RING						
	4	1	7W- 5340	1	GASKET						
M	5	1	6V- 3940	4	BOLT (MBX1. 25X25MM)						
	6	1	9M- 1974	2	WASHER- HARD (2MM THK)						

M- METRIC PART



RIGHT SIDE VIEW

GRAPHIC #1

g00243730

LUBRICATION SYSTEM

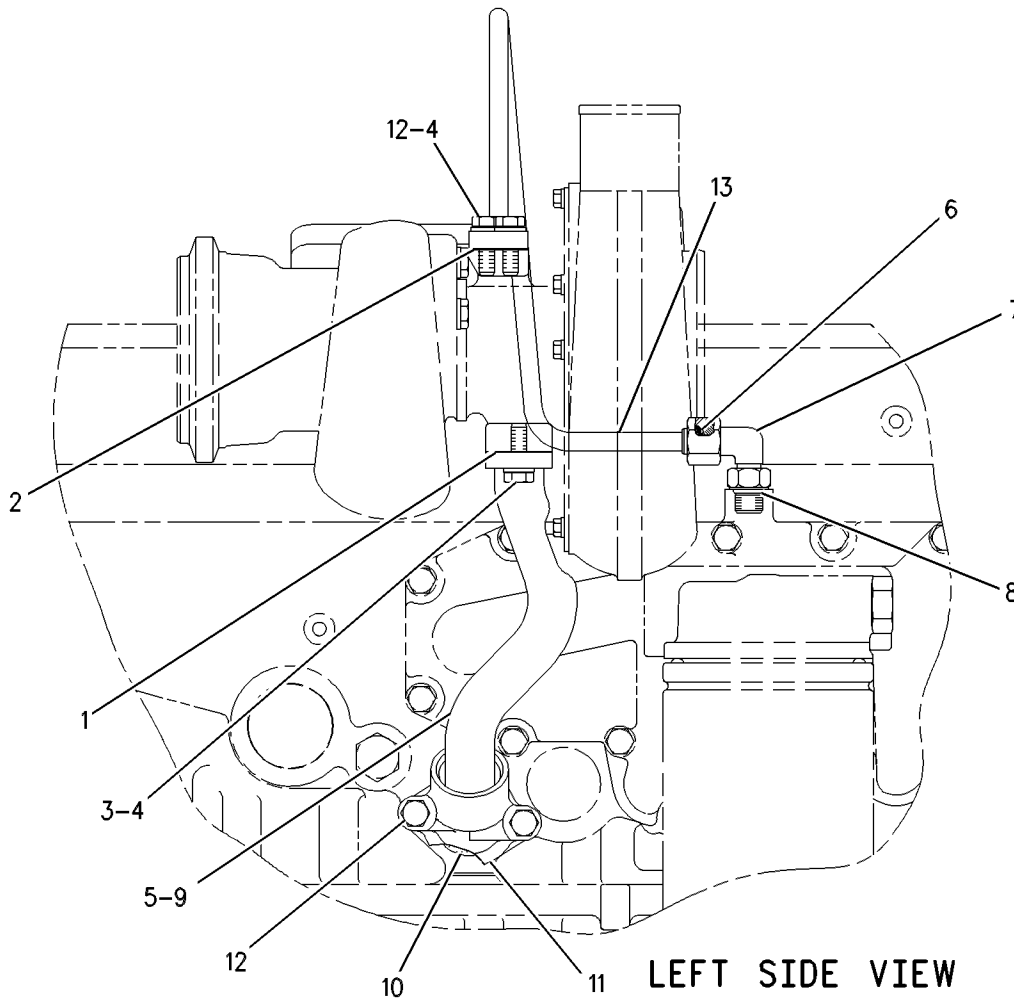
149- 0260 LINES GP- TURBOCHARGER OIL

SMCS- 1052, 1307

i 01795223

NOTE	REF NO	GRAPHIC REF	PART NUMBER	QTY	PART NAME						SEE PAGE
					1	2	3	4	5	6 (PRODUCT LEVEL)	
	1	1	7W- 2398	1	GASKET						
	2	1	1S- 7057	1	GASKET						
M	3	1	6V- 3940	2	BOLT (MBX1. 25X25MM)						
	4	1	9M- 1974	4	WASHER- HARD (8. 8X16X2MM THK)						
	5	1	164- 0218	1	TUBE AS- OIL DRAIN						
	6	1	6V- 8397	1	SEAL- O- RING						
	7	1	6V- 8724	1	ELBOW						
	8	1	3J- 1907	1	SEAL- O- RING						
	9	1	9M- 4849	1	SEAL- O- RING						
	10	1	4F- 7391	1	SEAL- O- RING						
	11	1	119- 2942	1	ADAPTER						
M	12	1	6V- 5218	4	BOLT (MBX1. 25X35MM)						
	13	1	149- 0261	1	TUBE AS- TURBOCHARGER OIL						

M- METRIC PART



LEFT SIDE VIEW

GRAPHIC #1

g00575099

LUBRICATION SYSTEM

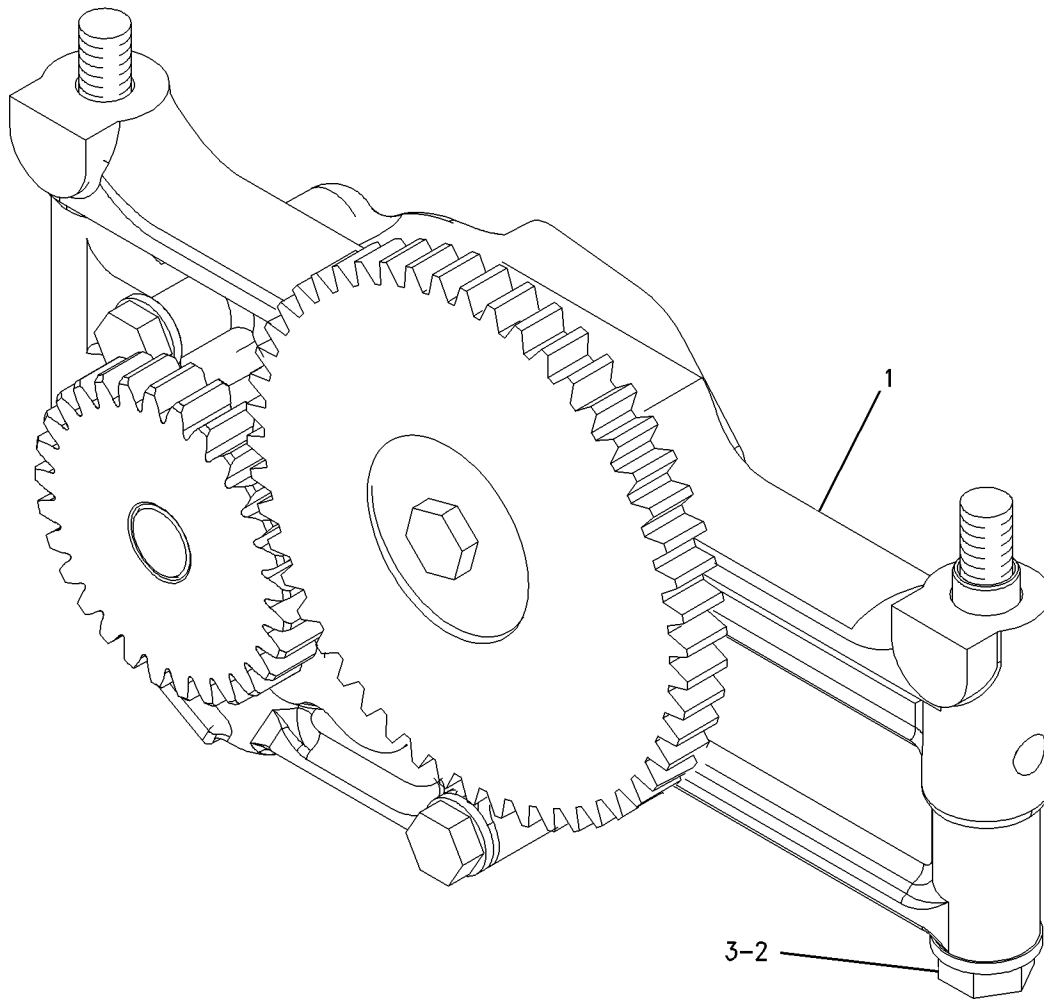
115- 4138 PUMP GP- ENGINE OIL

SMCS- 1304, 1315

i 01749494

NOTE	REF NO	GRAPHIC REF	PART NUMBER	QTY	PART NAME						SEE PAGE
					1	2	3	4	5	6 (PRODUCT LEVEL)	
CY	1	1	200-4497	1	PUMP GP- ENGINE OIL						62
M	2	1	6V- 5815	2	BOLT (M10X1. 5X75MM)						
	3	1	6V- 5839	2	WASHER (11X21X2. 5MM THK)						

C- CHANGE FROM PREVIOUS TYPE
M- METRIC PART
Y- SEPARATE ILLUSTRATION



GRAPHIC #1

g00820272

LUBRICATION SYSTEM

200- 4497 PUMP GP- ENGINE OIL

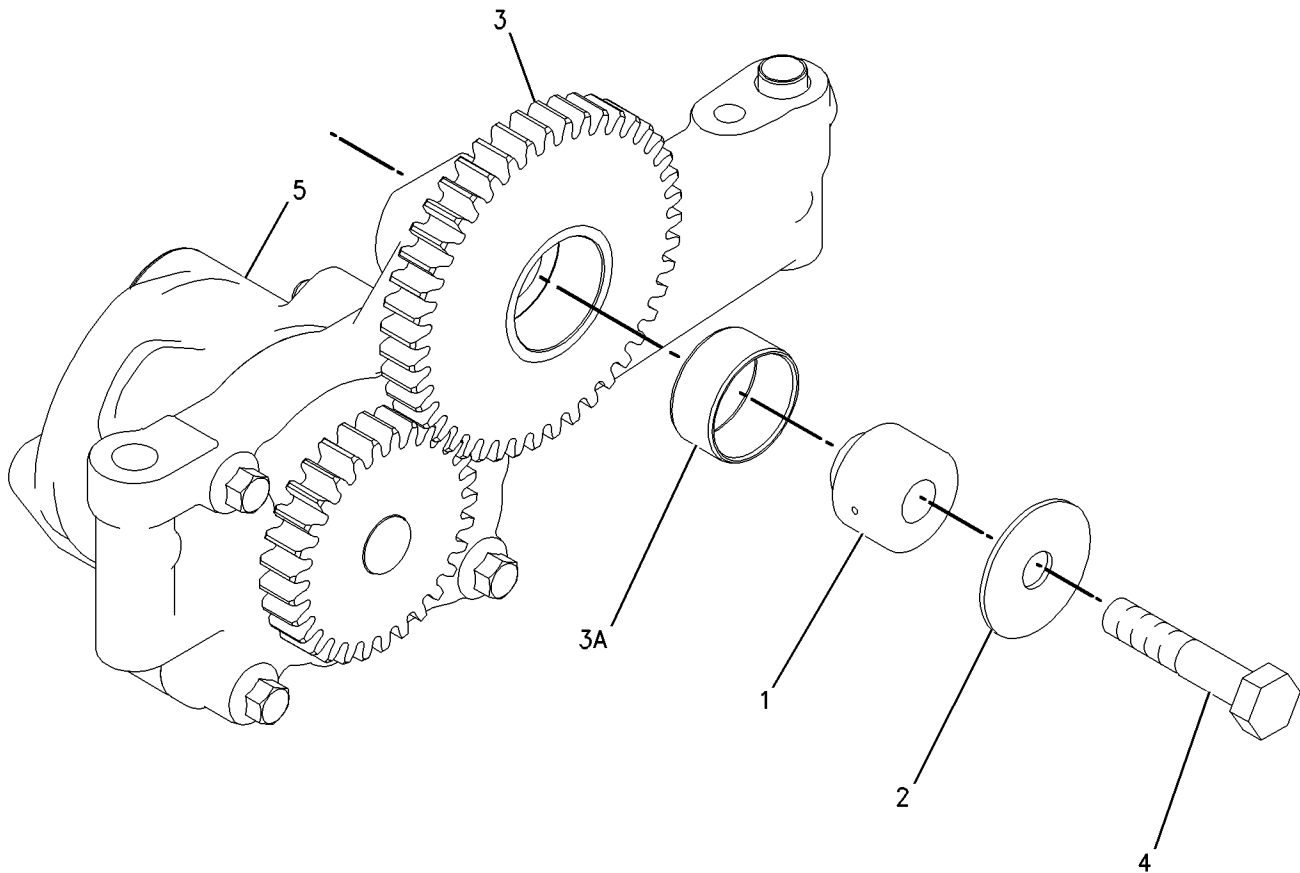
PART OF 115- 4138 PUMP GP- ENGINE OIL

SMCS- 1304, 1315

i 01780095

NOTE	REF NO	GRAPHIC REF	PART NUMBER	QTY	PART NAME						SEE PAGE
					1	2	3	4	5	6 (PRODUCT LEVEL)	
	1	1	7W-9737	1	SHAFT- OIL PUMP						
	2	1	7W-9738	1	WASHER (10. 5X38X1. 6MM THK)						
	3	1	7W-9740	1	GEAR AS- IDLER (43 TEETH)						
	3A	1	7W-9930	1	BEARING- SLEEVE						
M	4	1	9X-2305	1	BOLT- LOCKING (M10X1. 5 THD)						
	5	1	189-8777	1	PUMP GP- GEROTOR						

M- METRIC PART



GRAPHIC #1

g00775788

COOLING SYSTEM

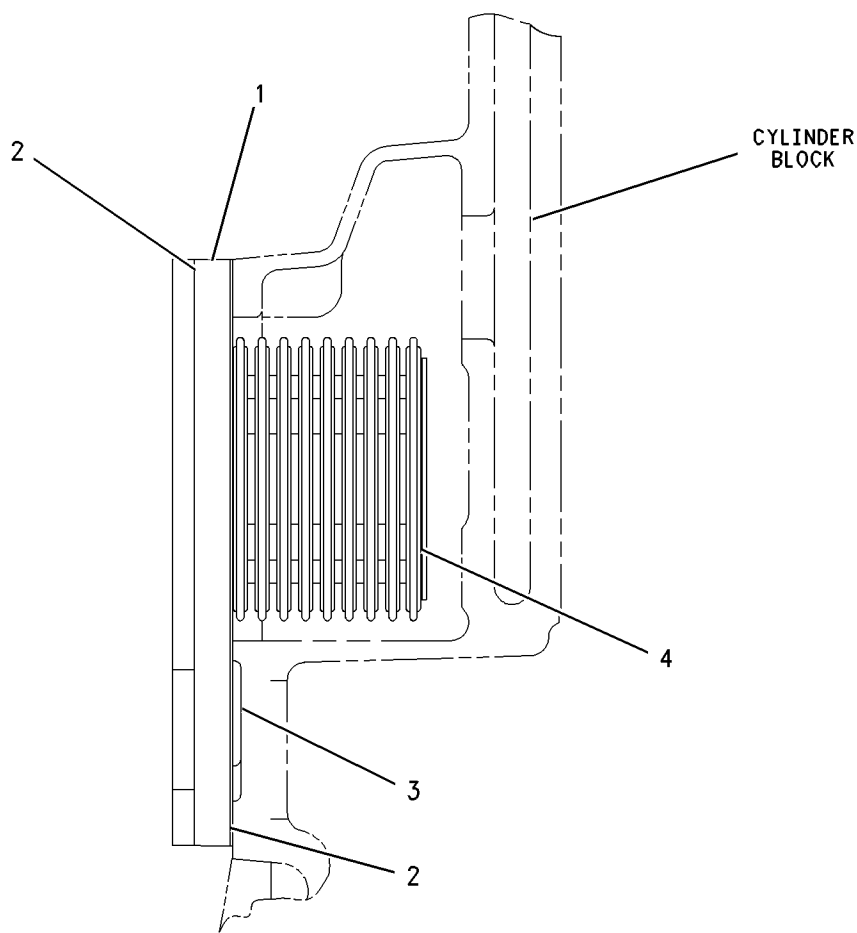
151- 7196 COOLER GP- ENGINE OIL

SMCS- 1378

i 01795004

NOTE	REF NO	GRAPHIC REF	PART NUMBER	QTY	PART NAME						SEE PAGE
					1	2	3	4	5	6 (PRODUCT LEVEL)	
	1	1	176- 1647	1	PLATE						
	2	1	187- 8593	2	GASKET						
M	3	1	8M 4445	4	SEAL- O- RING						
	4	1	192- 2962	1	CORE AS- OIL COOLER						

M- METRIC PART



GRAPHIC #1

g00782320

COOLING SYSTEM

200- 1215 ELBOW GP- WATER

DOWNWARD FACING

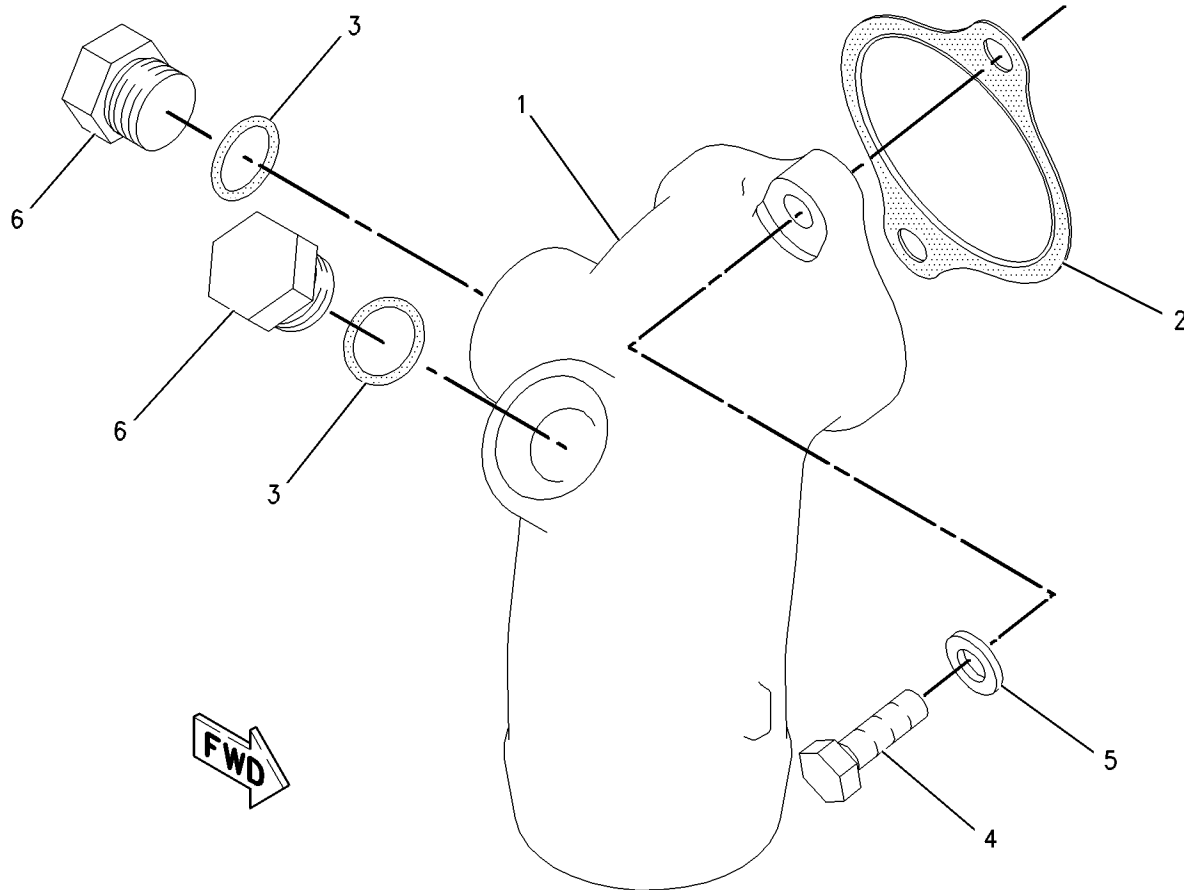
FOR USE WITH 197- 9564-PAGE 68

SMCS- 1380

i01531170

NOTE	REF NO	GRAPHIC REF	PART NUMBER	QTY	PART NAME						SEE PAGE
					1	2	3	4	5	6 (PRODUCT LEVEL)	
	1	1	200- 2257	1	ELBOW- INLET						
	2	1	200- 2258	1	GASKET						
	3	1	3K- 0360	2	SEAL- O- RING						
M	4	1	6V- 3940	2	BOLT (M8X1. 25X25MM)						
	5	1	9M- 1974	2	WASHER- HARD (8. 8X16X2MM THK)						
	6	1	9S- 4185	2	PLUG- O- RING						

M- METRIC PART



GRAPHIC #1

g00795415

MEMORANDA

COOLING SYSTEM

218- 8584 LINES GP- WATER

SMCS- 1380

i 01796745

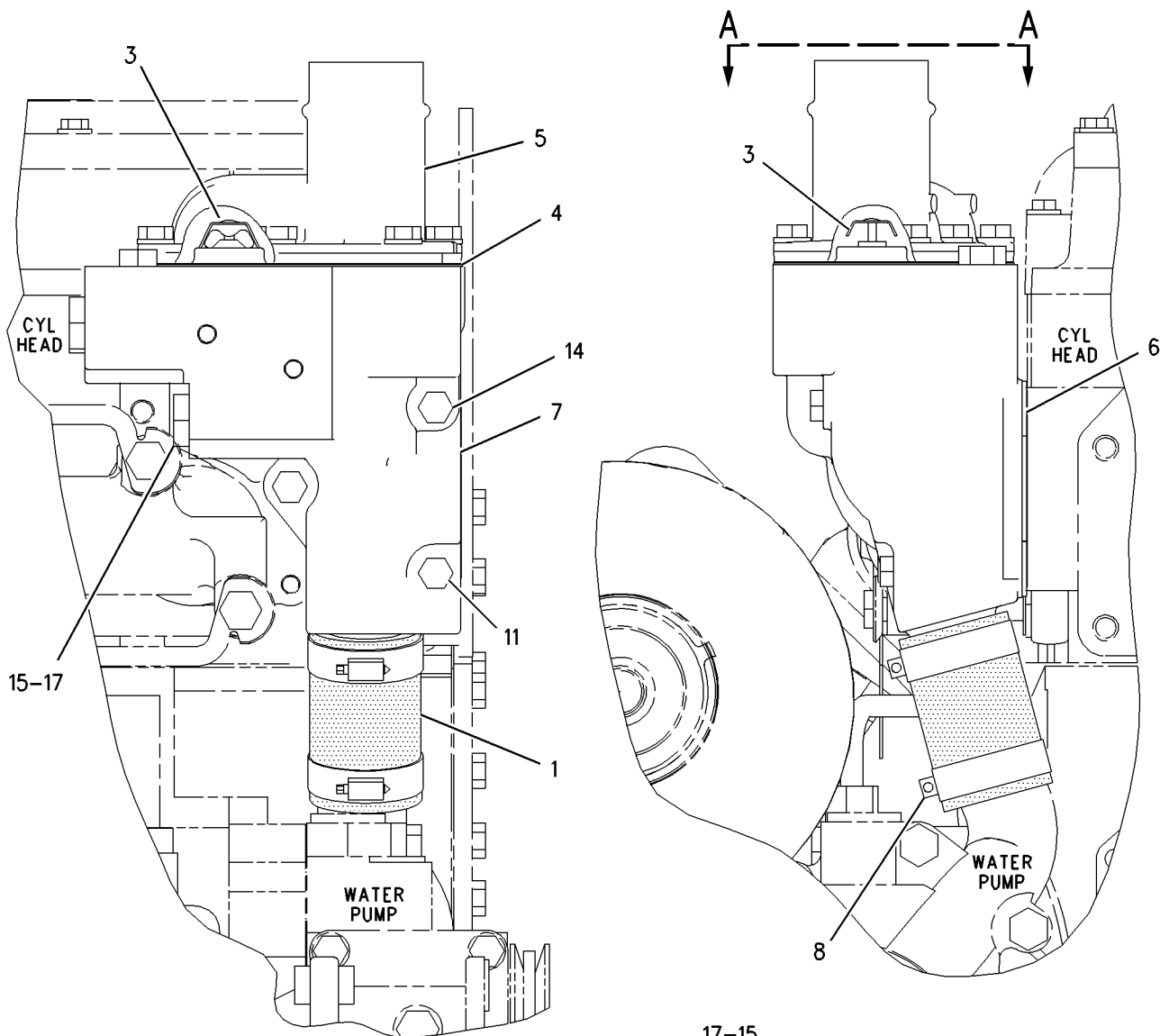
NOTE	REF NO	GRAPHIC REF	PART NUMBER	QTY	PART NAME						SEE PAGE
					1	2	3	4	5	6 (PRODUCT LEVEL)	
	1	1	7E- 0759	1	HOSE						
	3	1	115- 4223	2	REGULATOR- WATER TEMPERATURE (97 DEG C)						
	4	1	136- 0812	1	GASKET- WATER REGULATOR						
	5	1	160- 5131	1	PIPE (OUTLET)						
	6	1	192- 2911	1	SEAL- INTEGRAL						
	7	1	200- 4518	1	HOUSING						
	8	1	127- 4471	2	CLAMP- HOSE						
	9	1	1J- 9671	1	SEAL- O- RING						
	10	1	3K- 8460	1	PLUG						
M	11	1	5P- 8347	2	BOLT (MBX1. 25X70MM)						
	12	1	6V- 3250	1	SEAL- O- RING						
M	13	1	6V- 3940	6	BOLT (MBX1. 25X25MM)						
M	14	1	6V- 5223	1	BOLT (MBX1. 25X100MM)						
	15	1	6V- 6609	3	SEAL- O- RING						
	16	1	9M 1974	6	WASHER- HARD (8. 8X16X2MM THK)						
	17	1	9S- 4185	3	PLUG (3/4- 16)						
	18	1	9S- 4191	1	PLUG (9/16- 18)						

M- METRIC PART

COOLING SYSTEM

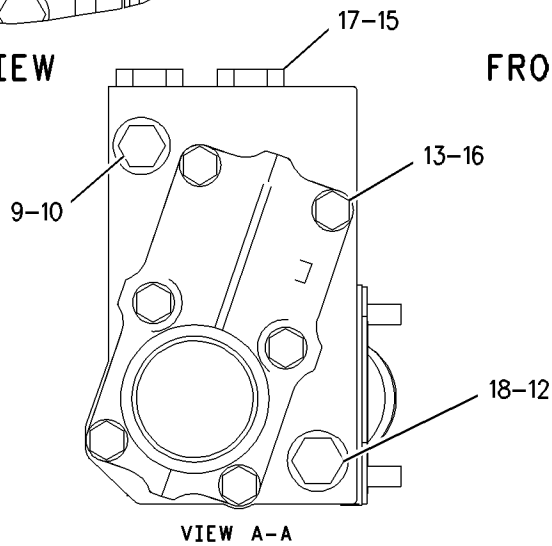
218-8584 LINES GP-WATER (contd.)

i01796745



RIGHT SIDE VIEW

FRONT VIEW



VIEW A-A

GRAPHIC #1

g00921212

COOLING SYSTEM

197- 9564 PUMP GP- WATER

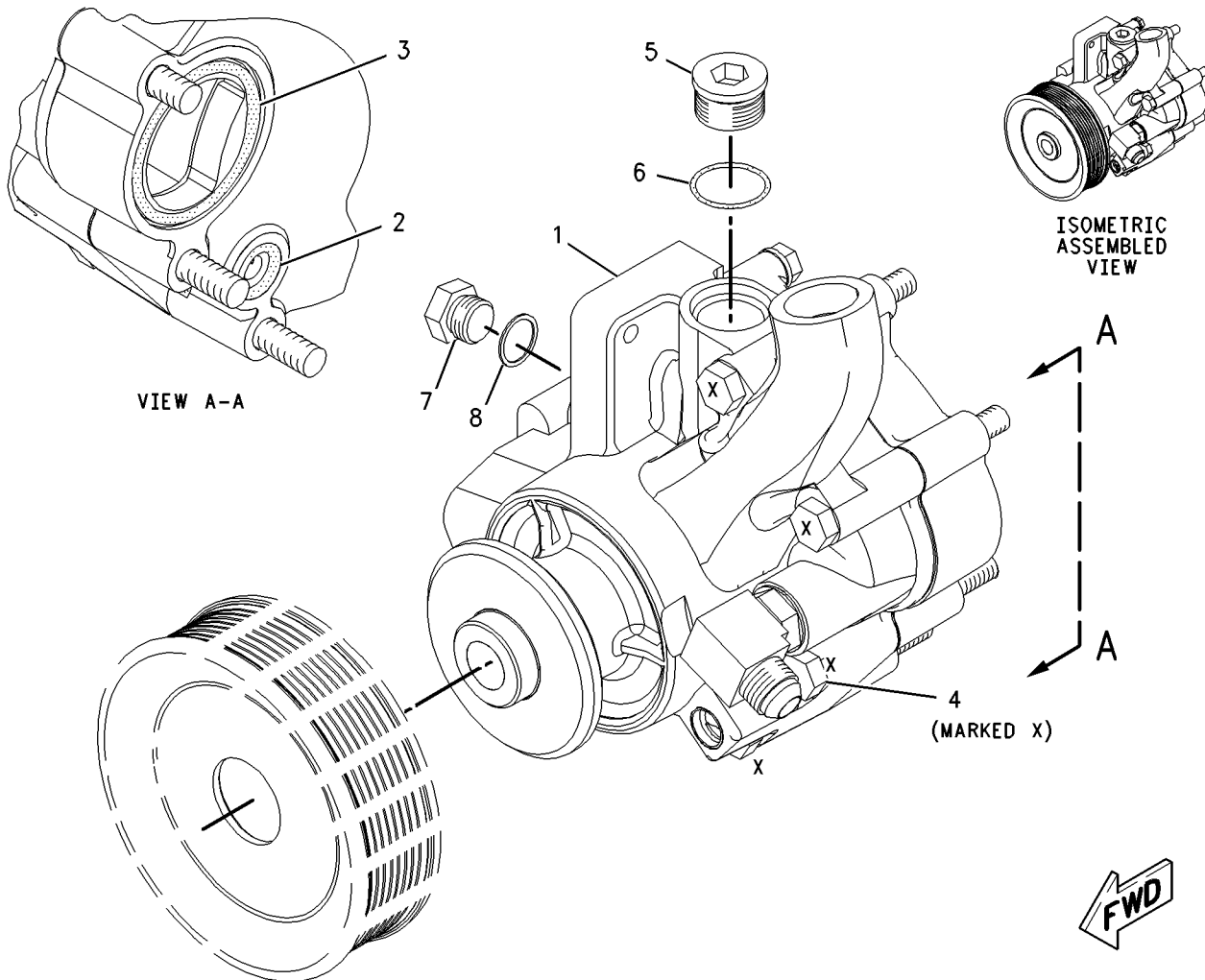
PROVIDES SHORT FRONT WATER PUMP AND SMALL DIAMETER PULLEY
FOR USE WITH 200- 1215-PAGE 64, 182. 5MMDIAMETER CRANKSHAFT PULLEY

SMCS- 1361

i 01835380

NOTE	REF NO	GRAPHIC REF	PART NUMBER	QTY	PART NAME						SEE PAGE
					1	2	3	4	5	6 (PRODUCT LEVEL)	
	1	1	227- 4299	1	PUMP GP- WATER						
M		1	6V- 3918	3	BOLT (M8X1. 25X50MM)						
		1	9M 1974	3	WASHER- HARD (8. 8X16X2MM THK)						
		1	197- 9580	1	GASKET						
		1	226- 6051	1	COVER						
	2	1	2M 4453	1	SEAL- O- RING						
	3	1	5F- 8000	1	SEAL- O- RING						
M	4	1	8T- 0644	4	BOLT (M10X1. 50X90MM)						
	5	1	9S- 8008	1	PLUG						
	6	1	6V- 5063	1	SEAL- O- RING						
	7	1	9S- 8004	1	PLUG (9/16- 18 THD)						
	8	1	3J- 1907	1	SEAL- O- RING						

M- METRIC PART



GRAPHIC #1

g00919277

AIR INLET AND EXHAUST SYSTEM

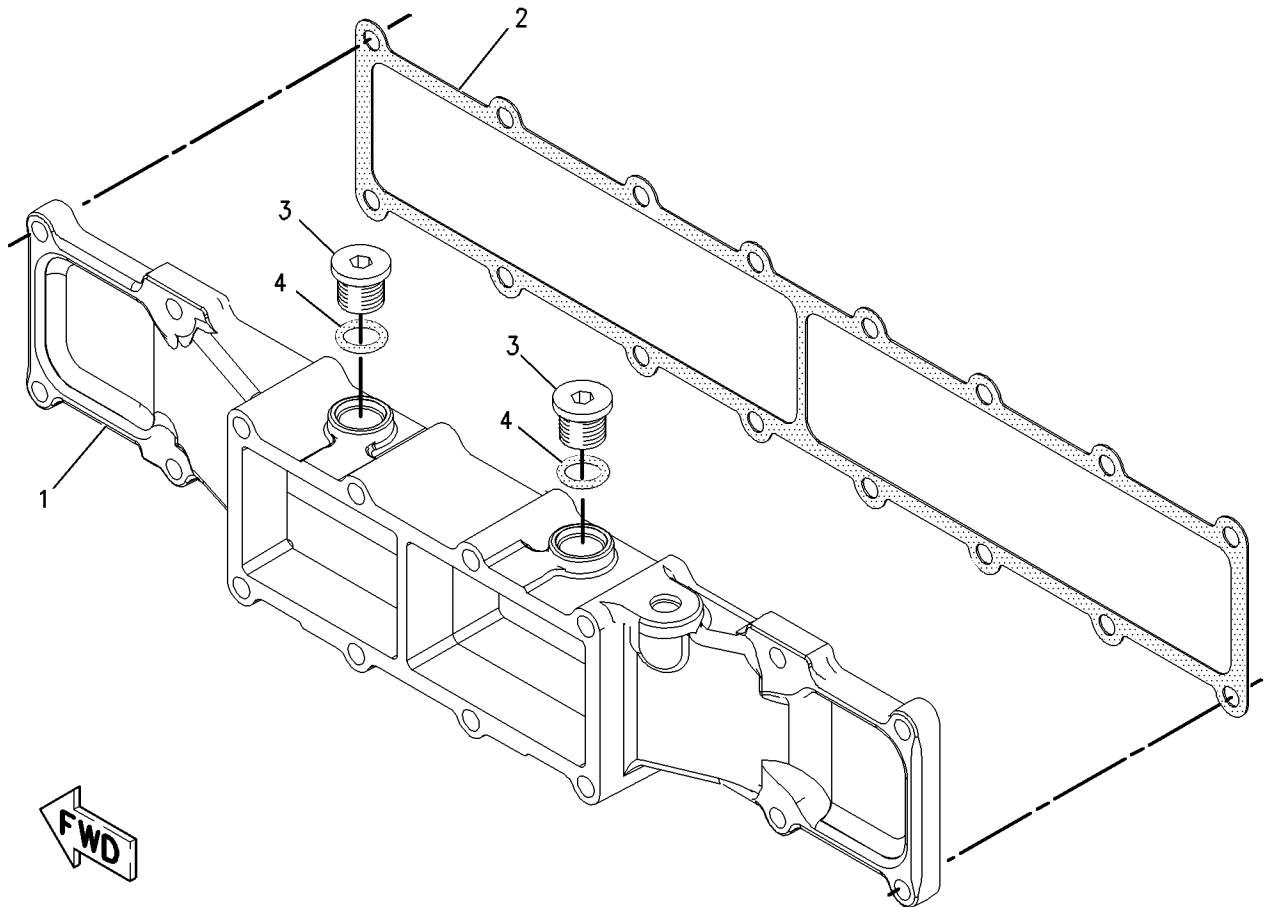
153- 1794 COVER GP- AIR INLET

PROVIDES AIR INLET COVER ONLY

SMCS- 1087

i 01593516

NOTE	REF NO	GRAPHIC REF	PART NUMBER	QTY	PART NAME						SEE PAGE
					1	2	3	4	5	6 (PRODUCT LEVEL)	
	1	1	203- 3769	1	COVER- AIR INLET						
	2	1	144- 3472	1	GASKET						
	3	1	9S- 8005	2	PLUG- O- RING						
	4	1	3K- 0360	2	SEAL- O- RING						



GRAPHIC #1

g00826727

AIR INLET AND EXHAUST SYSTEM

151- 7141 ELBOWGP- AIR INLET

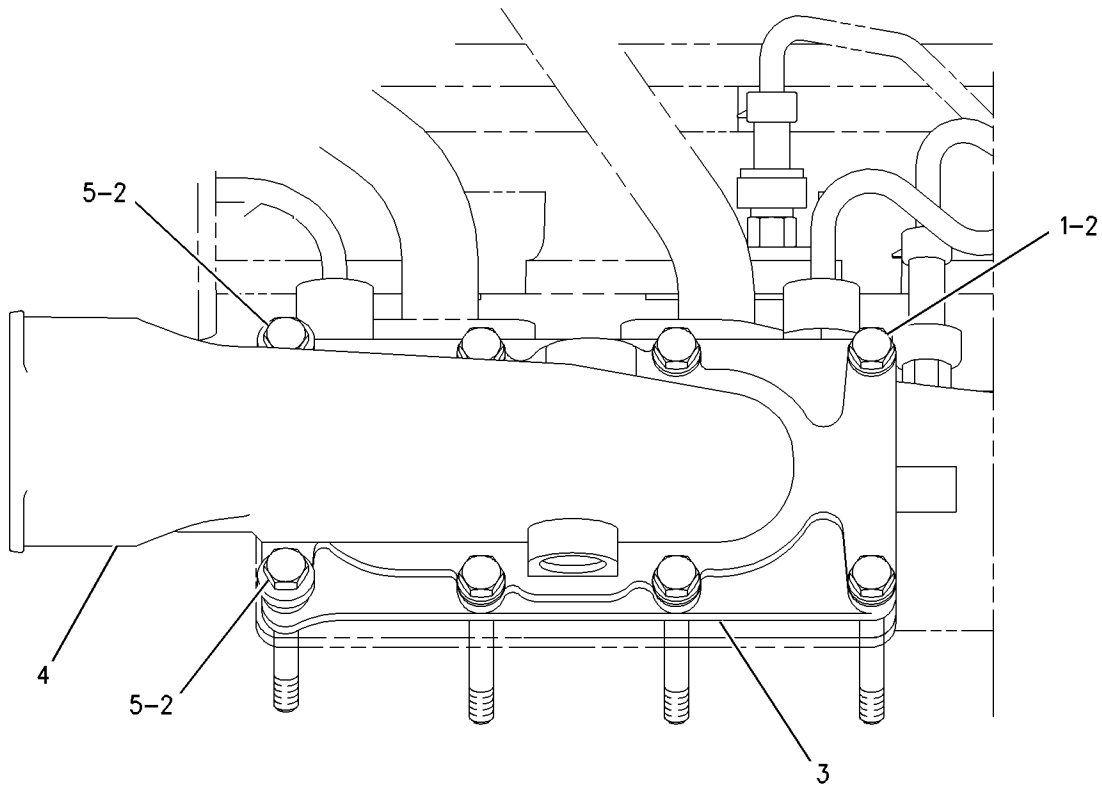
FOR USE WITH FMV ENGINES

SMCS- 1087

i 01252900

NOTE	REF NO	GRAPHIC REF	PART NUMBER	QTY	PART NAME						SEE PAGE
					1	2	3	4	5	6 (PRODUCT LEVEL)	
	1	1	9M-1974	6	WASHER- HARD (2MM THK)						
M	2	1	6V-3821	8	BOLT (MBX1.25X110MM)						
B	3	1	1U-8846		SEALANT						
	4	1	151-9287	1	ELBOW- AIR INLET						
	5	1	7S-6369	2	WASHER (4.8MM THK)						

B- USE AS REQUIRED
M- METRIC PART



LEFT SIDE VIEW

GRAPHIC #1

g00672478

AIR INLET AND EXHAUST SYSTEM

164- 6118 FASTENER GP- INLET MANIFOLD

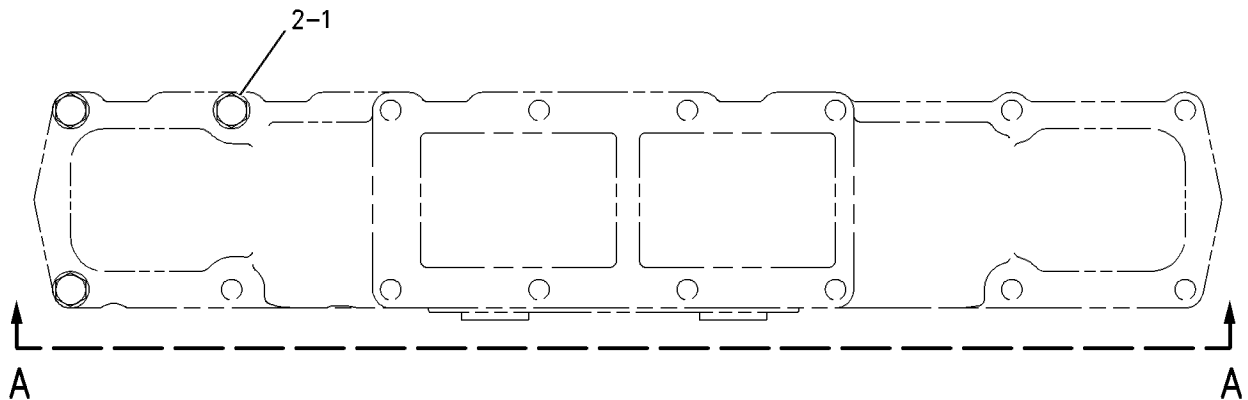
FOR USE WITH 153- 1794-PAGE 69

SMCS- 1058

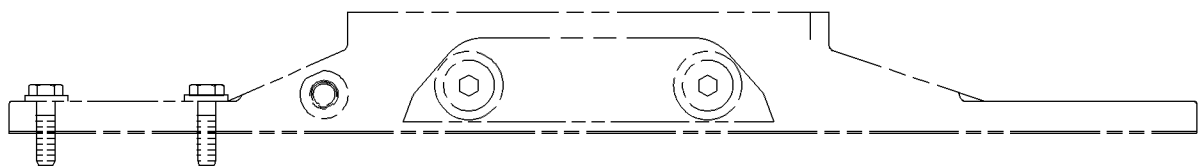
i 00946270

NOTE	REF NO	GRAPHIC REF	PART NUMBER	QTY	PART NAME						SEE PAGE
					1	2	3	4	5	6 (PRODUCT LEVEL)	
M	1	1	6V- 2317	3	BOLT (M8X1. 25X30MM)						
	2	1	9M 1974	3	WASHER- HARD (2MM THK)						

M- METRIC PART



TOP VIEW



VIEW A-A

GRAPHIC #1

g00482551

AIR INLET AND EXHAUST SYSTEM

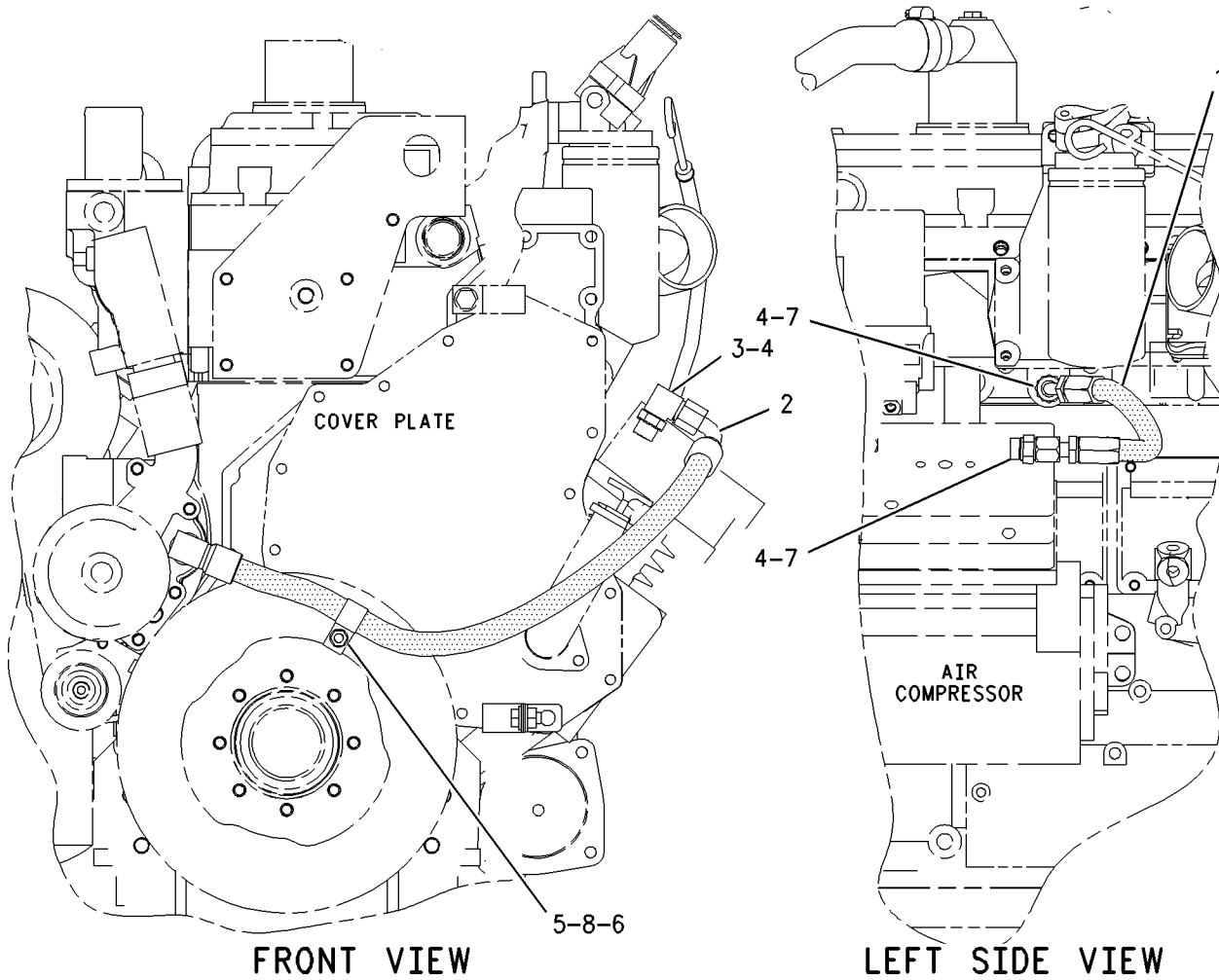
216- 6904 LINES GP- AIR

SMCS- 1071

i 01796740

NOTE	REF NO	GRAPHIC REF	PART NUMBER	QTY	PART NAME						SEE PAGE
					1	2	3	4	5	6 (PRODUCT LEVEL)	
I	1	1	200- 2294	1	HOSE AS						
I	2	1	216- 7935	1	HOSE AS						
	3	1	118- 4728	1	ELBOW						
	4	1	3K- 0360	3	SEAL- O- RING						
M	5	1	5C- 7261	1	NUT (MBX1. 25 THD)						
	6	1	6D- 4246	1	CLIP						
	7	1	8M- 0505	2	CONNECTOR						
	8	1	8T- 4224	1	WASHER- HARD (8. 8X16X2MM THK)						

I - SEE HOSE FABRICATI ON GUI DE
M- METRIC PART



GRAPHIC #1

g00921155

AIR INLET AND EXHAUST SYSTEM

200- 4508 MANIFOLD GP- EXHAUST

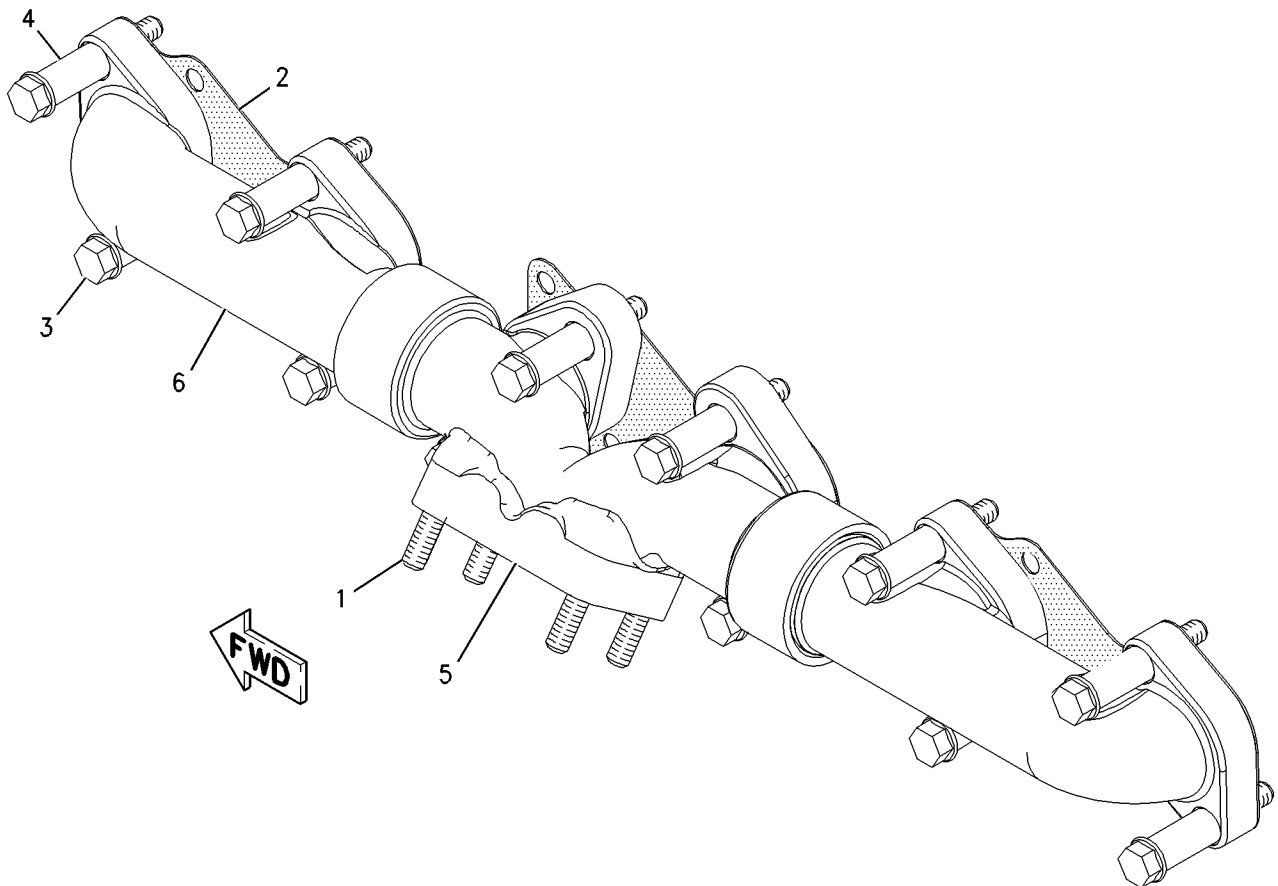
PROVIDES REORIENTATION OF TURBOCHARGER FOR NARROW INSTALLATIONS

SMCS- 1059

i 01719309

NOTE	REF NO	GRAPHIC REF	PART NUMBER	QTY	PART NAME						SEE PAGE
					1	2	3	4	5	6 (PRODUCT LEVEL)	
M	1	1	8T- 7044	4	STUD- TAPERLOCK						
	2	1	172- 6284	3	GASKET						
M	3	1	172- 6298	12	BOLT- FLANGE HEAD (M10)						
	4	1	189- 8772	12	SPACER						
	5	1	199- 3283	1	MANI FOLD- EXHAUST						
	6	1	199- 3284	2	MANI FOLD- EXHAUST						

M- METRIC PART



GRAPHIC #1

g00843930

AIR INLET AND EXHAUST SYSTEM

191- 8028 TURBOCHARGER GP

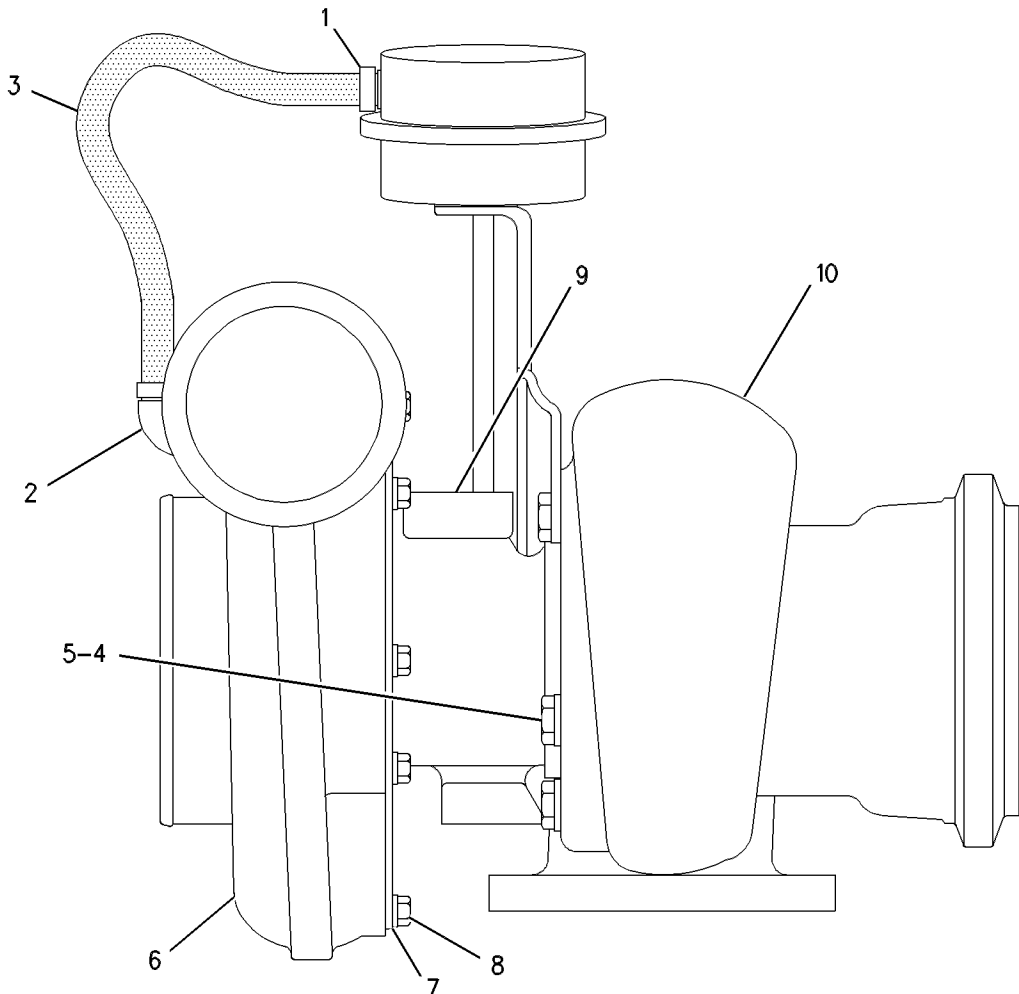
BASIC. 25 DEG INBOARD FROMTOP VERTICAL
FIELD REPLACEMENT FOR 193- 5867-PAGE 75

SMCS- 1052

i 01344394

NOTE	REF NO	GRAPHIC REF	PART NUMBER	QTY	PART NAME						SEE PAGE
					1	2	3	4	5	6 (PRODUCT LEVEL)	
	1	1	161- 6963	2	CLAMP						
	2	1	5P- 4536	1	ELBOW (90 DEGREE)						
	3	1	177- 6920	1	HOSE						
M	4	1	7C- 6670	4	BOLT (M8X12. 5MM)						
	5	1	133- 8524	2	PLATE- CLAMP (TURBI NE)						
	6	1	143- 5985	1	COVER AS- COMPRESSOR						
	7	1	121- 9799	3	PLATE- CLAMP (COMPRESSOR)						
	8	1	125- 5466	6	BOLT AS						
	9	1	191- 8031	1	CARTRI DGE GP- TURBOCHARGER						
	10	1	166- 0331	1	HOUSI NG AS- TURBI NE						

M- METRI C PART



GRAPHIC #1

g00333533

AIR INLET AND EXHAUST SYSTEM

193- 5867 TURBOCHARGER GP

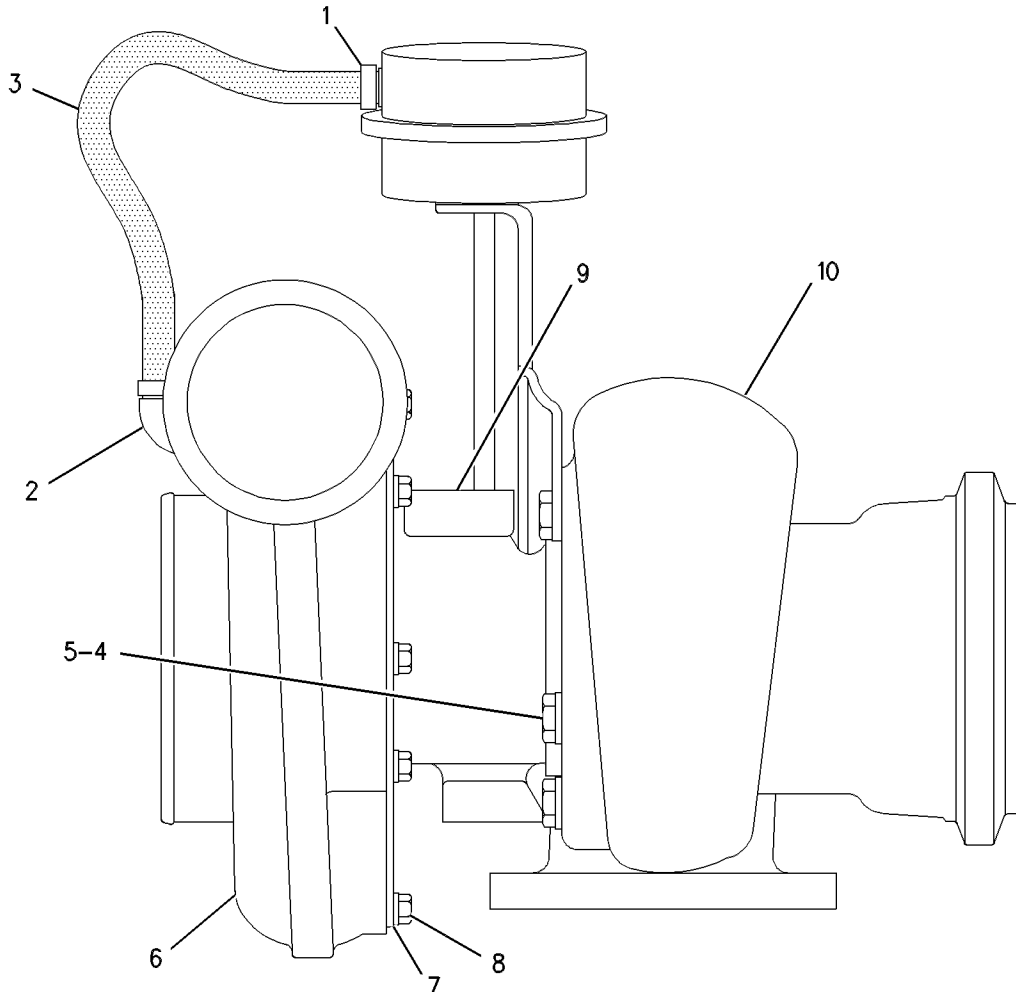
COMPRESSOR OUTLET IS ORIENTED 0 DEGREE OUTBOARD FROM TOP VERTICAL
 FIELD REPLACEMENT ORDER 191- 8028-PAGE 74. FOR USE WITH 350 HP STA TRUCK ENGINES

SMCS- 1052

i 01344467

NOTE	REF NO	GRAPHIC REF	PART NUMBER	QTY	PART NAME						SEE PAGE
					1	2	3	4	5	6 (PRODUCT LEVEL)	
	1	1	161- 6963	2	CLAMP						
	2	1	5P- 4536	1	ELBOW (90 DEGREE)						
	3	1	177- 6920	1	HOSE						
M	4	1	7C- 6670	4	BOLT (M8X12. 5MM)						
	5	1	133- 8524	2	PLATE- CLAMP (TURBI NE)						
	6	1	143- 5985	1	COVER AS- COMPRESSOR						
	7	1	121- 9799	3	PLATE- CLAMP (COMPRESSOR)						
	8	1	125- 5466	6	BOLT AS						
	9	1	191- 8031	1	CARTRI DGE GP- TURBOCHARGER						
	10	1	166- 0331	1	HOUSI NG AS- TURBI NE						

M- METRI C PART



GRAPHIC #1

g00333533

AIR INLET AND EXHAUST SYSTEM

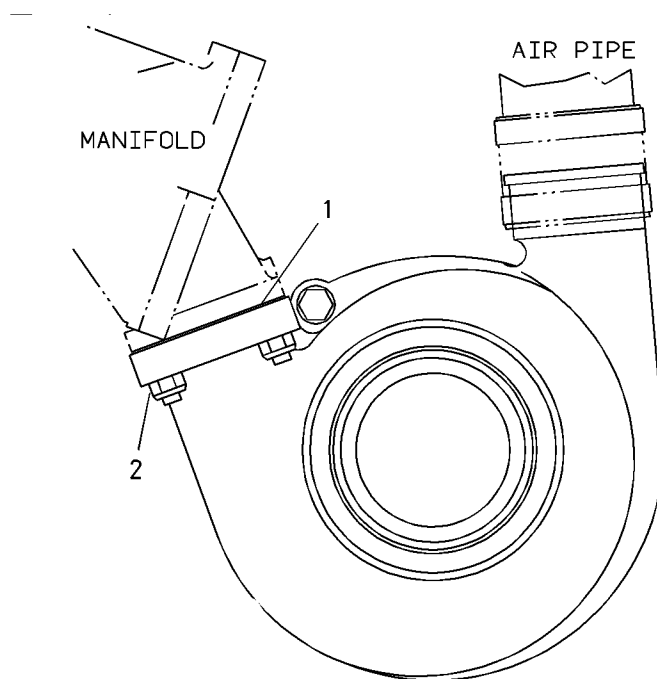
199- 6064 TURBOCHARGER GP

SMCS- 1052

i 01683279

NOTE	REF NO	GRAPHIC REF	PART NUMBER	QTY	PART NAME						SEE PAGE
					1	2	3	4	5	6 (PRODUCT LEVEL)	
	1	1	7C- 7431	1	GASKET- TURBOCHARGER						
M	2	1	3E- 8017	4	LOCKNUT (M10X1. 5)						

M- METRI C PART



GRAPHIC #1

g00754861

MEMORANDA

FUEL SYSTEM

222- 1176 LINES GP- FUEL REMOTE

SMCS- 1252, 1274

i 01796748

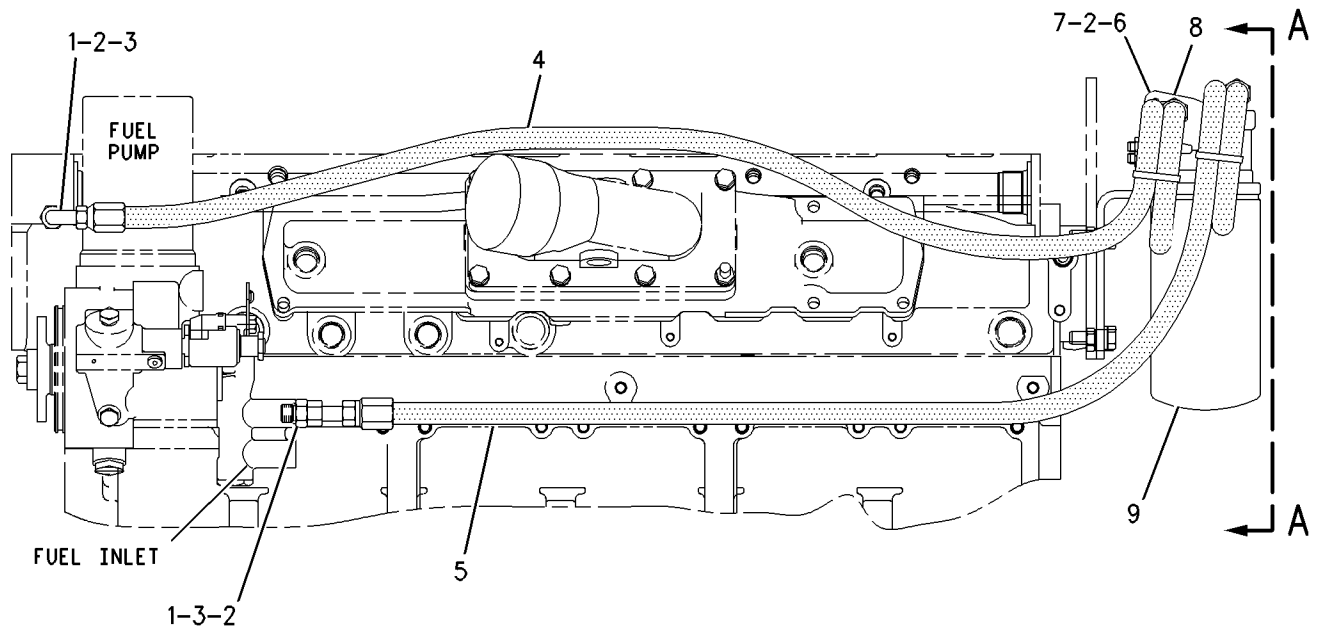
NOTE	REF NO	GRAPHIC REF	PART NUMBER	QTY	PART NAME						SEE PAGE
					1	2	3	4	5	6 (PRODUCT LEVEL)	
	1	1	6V- 8636	2	CONNECTOR						
	2	1	6V- 8397	4	SEAL- O- RING						
	3	1	3J- 1907	3	SEAL- O- RING						
	4	1	221- 9347	1	HOSE AS						
I	5	1	116- 8208	1	HOSE AS						
	6	1	8T- 5043	1	CONNECTOR						
	7	1	1J- 9671	1	SEAL- O- RING						
	8	1	112- 6521	1	BASE AS- FUEL FILTER						
	8A	1	112- 6523	1	INSERT- FUEL FILTER						
	9	1	1R- 0751	1	FILTER AS- FUEL						
	10	1	142- 8334	1	PLATE						
	11	1	142- 0371	1	REGULATOR- PRESSURE						
M	12	1	6V- 1820	3	BOLT (M10X1. 50X30MM)						
	13	1	6V- 5839	3	WASHER (11X21X2. 5MM THK)						
M	14	1	6V- 2317	2	BOLT (M8X1. 25X30MM)						
	15	1	9M 1974	2	WASHER- HARD (8. 8X16X2MM THK)						
M	16	1	5P- 7970	2	NUT (M8X1. 25 THD)						
	18	1	2T- 2305	1	ELBOW						

I - SEE HOSE FABRI CATION GUIDE
M- METRI C PART

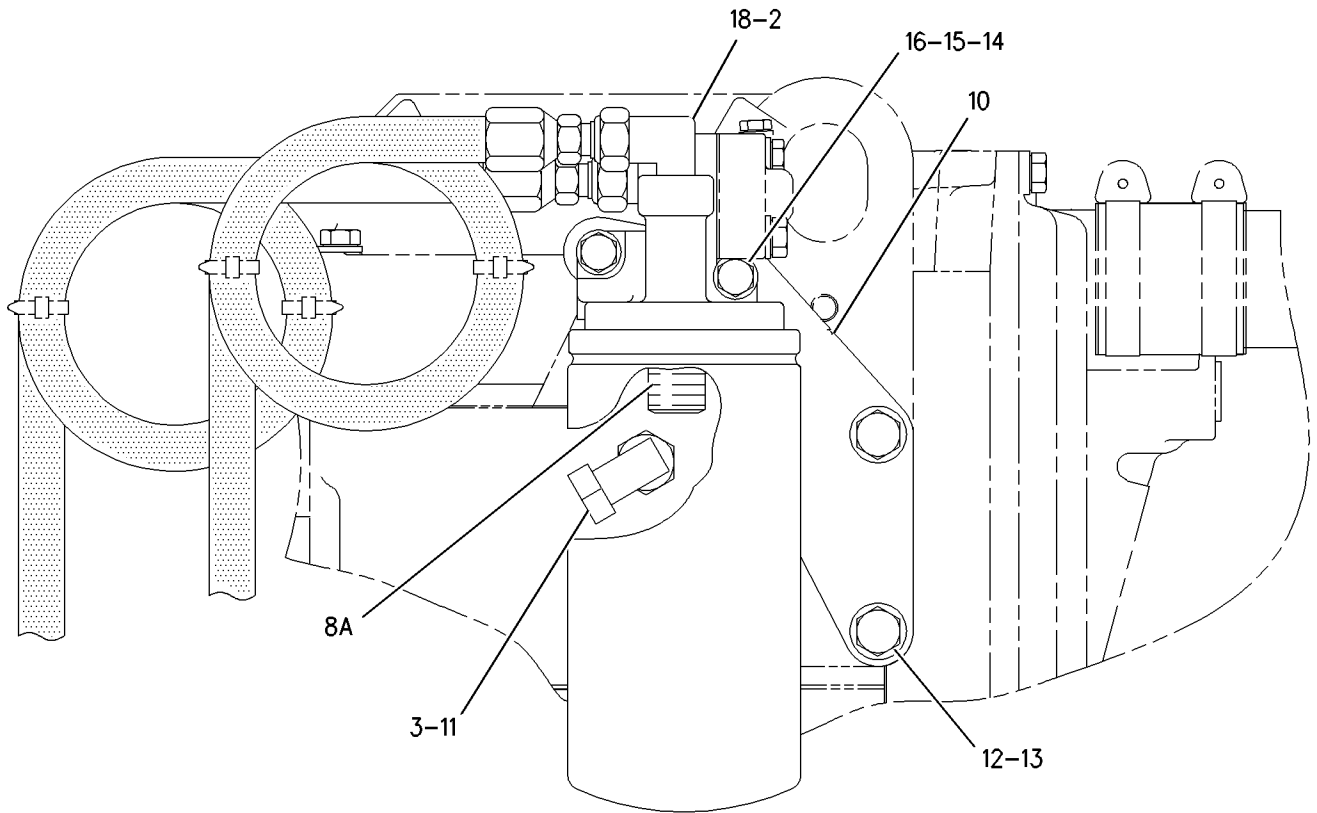
FUEL SYSTEM

222-1176 LINES GP- FUEL (contd.)

i01796748



LEFT SIDE VIEW



VIEW A-A

GRAPHIC #1

g00921025

FUEL SYSTEM

151- 7197 PUMP & MFG GP- UNIT INJ HYD

SMCS- 1714

i 01649846

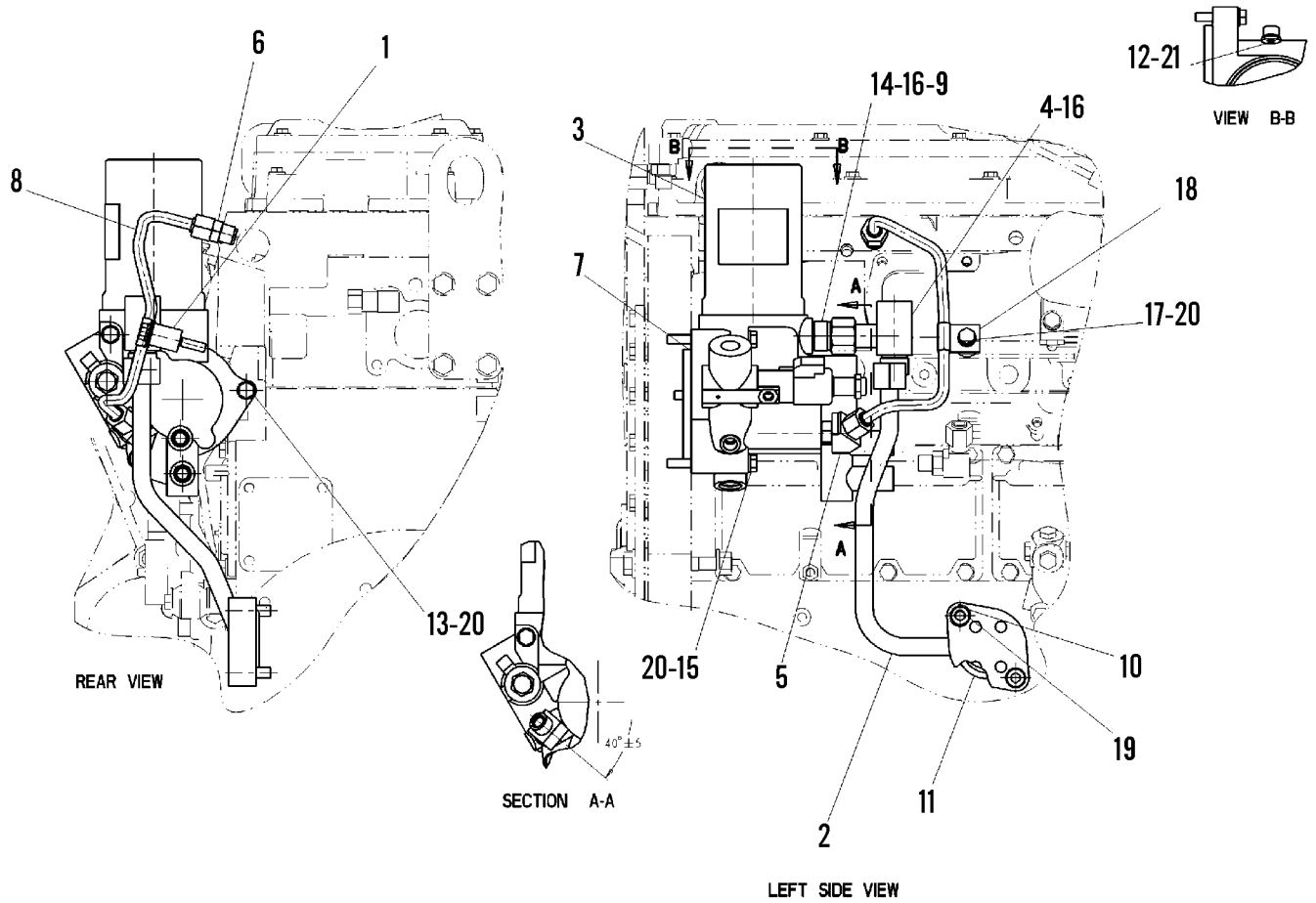
NOTE	REF NO	GRAPHIC REF	PART NUMBER	QTY	PART NAME						SEE PAGE
					1	2	3	4	5	6 (PRODUCT LEVEL)	
	1	1	122- 5855	1	SPACER						
	2	1	132- 6950	1	TUBE AS						
	3	1	134- 0467	1	PUMP GP. - UNIT IN						
	4	1	135- 5985	1	TEE- O- RING						
	5	1	175- 9106	1	ELBOW AS.						
	6	1	183- 3399	1	CONNECTOR AS.						
	7	1	185- 3241	1	SEAL- O- RING						
	8	1	229- 8868	1	TUBE AS.						
	9	1	2M 9780	1	SEAL- O- RING						
	10	1	3V- 2431	2	WASHER- HARD						
	11	1	4F- 9653	1	SEAL- O- RING						
	12	1	6V- 5049	1	SEAL- O- RING						
	13	1	6V- 5219	1	BOLT, M8X1. 25						
	14	1	6V- 8642	1	CONNECTOR- SEAL						
	15	1	6V- 9804	2	BOLT, M8X1. 25						
	16	1	7J- 9108	2	SEAL- O- RING						
	17	1	8C- 5748	1	BOLT, M8X1. 25						
	18	1	8S- 8820	1	CLIP						
	19	1	8T- 1159	2	BOLT- SOCKET HEAD M10X1. 5						
	20	1	9M 1974	4	WASHER- HARD						
	21	1	9S- 8004	1	PLUG- O- RING 9/16- 18						

M- METRIC PART
Y- SEPARATE ILLUSTRATION

FUEL SYSTEM

151-7197 PUMP & MTG GP-UNIT INJ HYD (contd.)

i01649846



G00852605-rev A

FUEL SYSTEM

199- 6065 PUMP GP- FUEL INJECTION

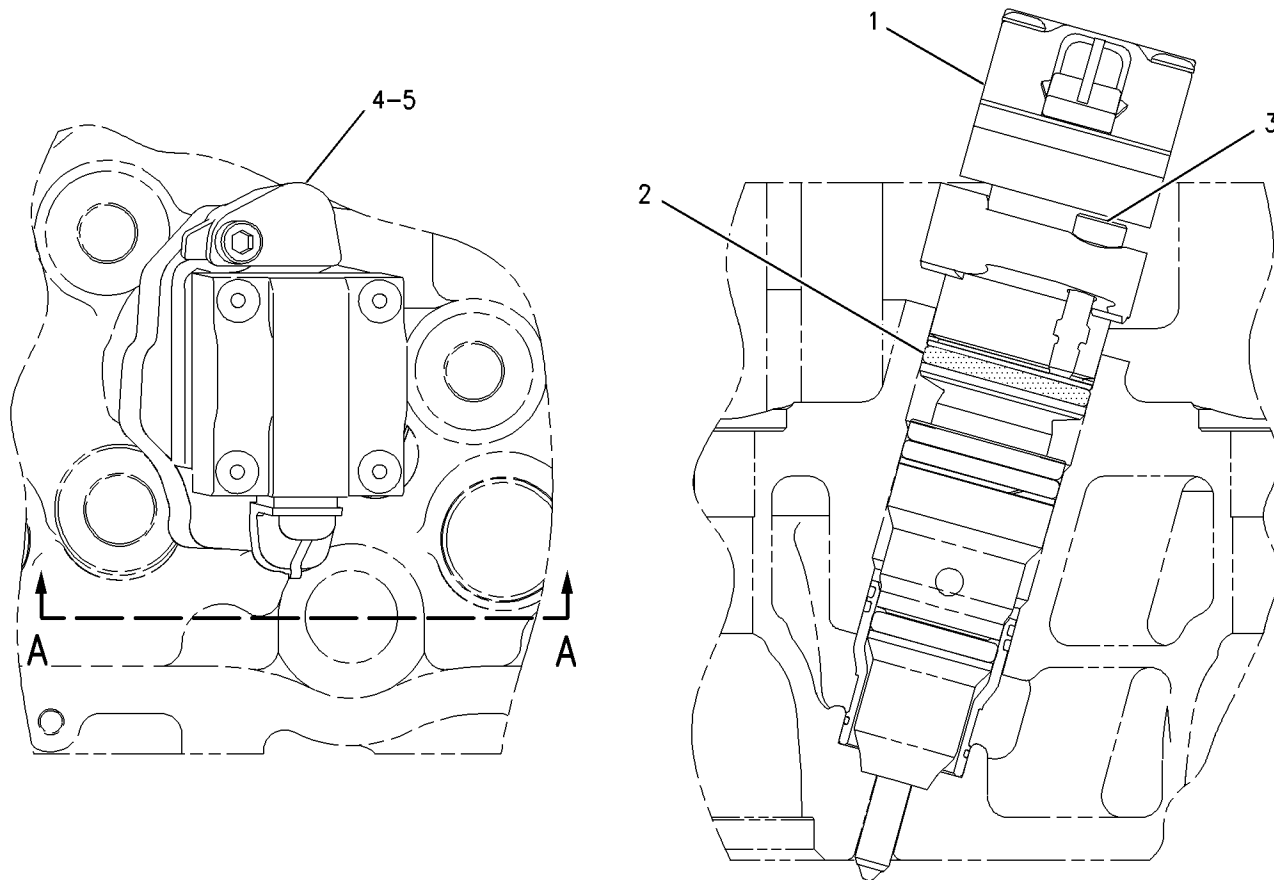
SMCS- 1251

i 01801529

NOTE	REF NO	GRAPHIC REF	PART NUMBER	QTY	PART NAME						SEE PAGE
					1	2	3	4	5	6 (PRODUCT LEVEL)	
	1	1	198- 6605	1	INJECTOR GP- FUEL						
Y	2	1	154- 8016	1	SEAL GP- FUEL INJECTOR						86
	3	1	199- 6103	1	BOLT- SHOULDER						
	4	1	159- 0288	1	DEFLECTOR						
M	5	1	8T- 2396	1	BOLT (M6X1. 0X60MM)						

M- METRIC PART

Y- SEPARATE ILLUSTRATION



SECTION A-A

GRAPHIC #1

g00870168

FUEL SYSTEM

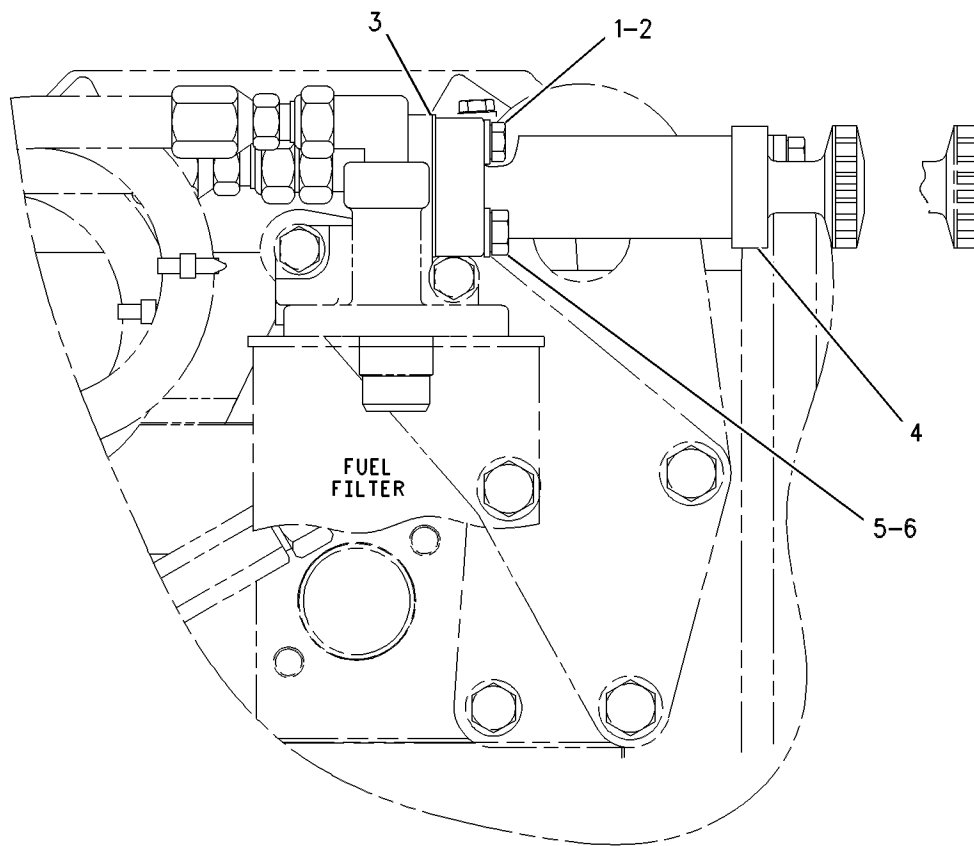
154- 9283 PUMP GP- FUEL PRIMING

PROVIDES FUEL PRIMING PUMP FOR REMOTE MOUNTED FUEL FILTER BASE WITH NON- METRIC MOUNTING HARDWARE

SMCS- 1258

i 01509763

NOTE	REF NO	GRAPHIC REF	PART NUMBER	QTY	PART NAME						SEE PAGE
					1	2	3	4	5	6 (PRODUCT LEVEL)	
	1	1	7B- 2742	1	BOLT (1/4- 20X1. 25 IN)						
	2	1	5P- 0537	1	WASHER- HARD (7. 2X14. 5X2MM THK)						
	3	1	1P- 0436	1	GASKET (FUEL PRIMING PUMP)						
	4	1	137- 5541	1	PUMP AS- FUEL PRIMING						
	5	1	1B- 2790	1	BOLT (5/16- 18X1. 375 IN)						
	6	1	9M- 1974	1	WASHER- HARD (8. 8X16X2MM THK)						



REAR VIEW

GRAPHIC #1

g00327040

FUEL SYSTEM

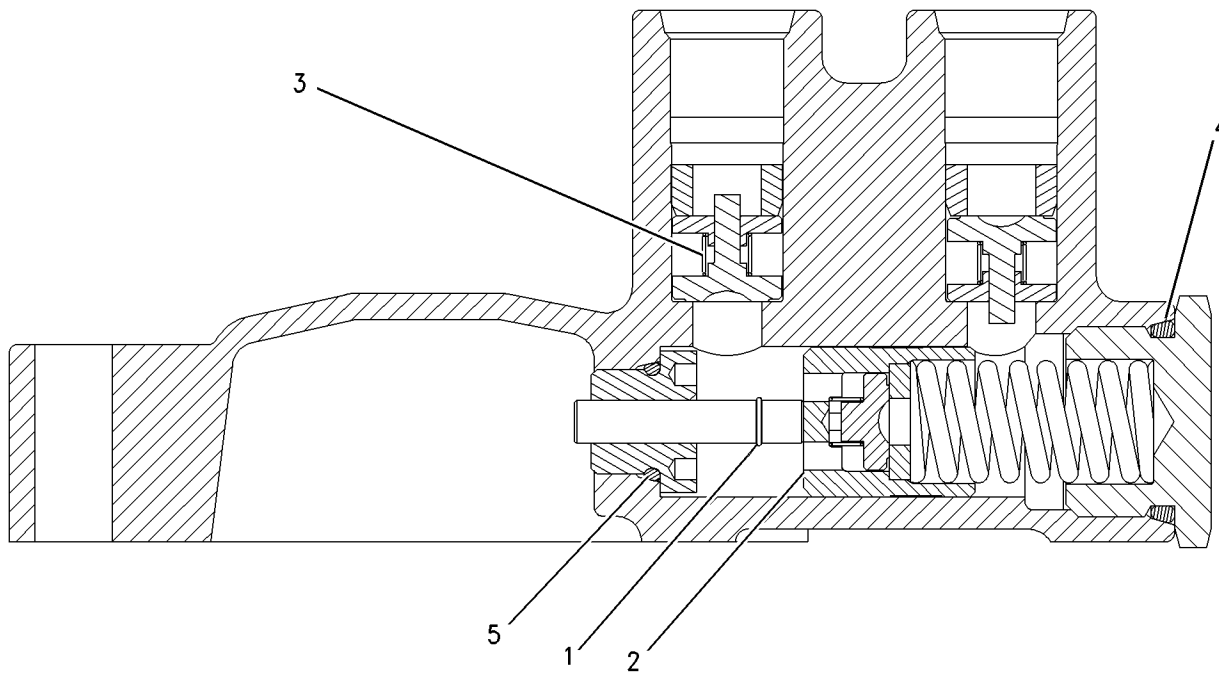
128- 2050 PUMP GP- FUEL TRANSFER

PART OF 134- 0467 PUMP GP- UNIT INJECTOR HYD

SMCS- 1256

i 01255267

NOTE	REF NO	GRAPHIC REF	PART NUMBER	QTY	PART NAME						SEE PAGE
					1	2	3	4	5	6 (PRODUCT LEVEL)	
	1	1	1W-0565	1	RING- RETAINING						
	2	1	4P-3953	1	PISTON AS						
	3	1	7W-7383	2	VALVE AS- CHECK						
	4	1	033-6027	1	SEAL- O- RING (19. 18MM ID)						
	5	1	3J-1907	1	SEAL- O- RING (11. 89MM ID)						



GRAPHIC #1

g00668734

FUEL SYSTEM

134- 0467 PUMP GP- UNIT INJECTOR HYD

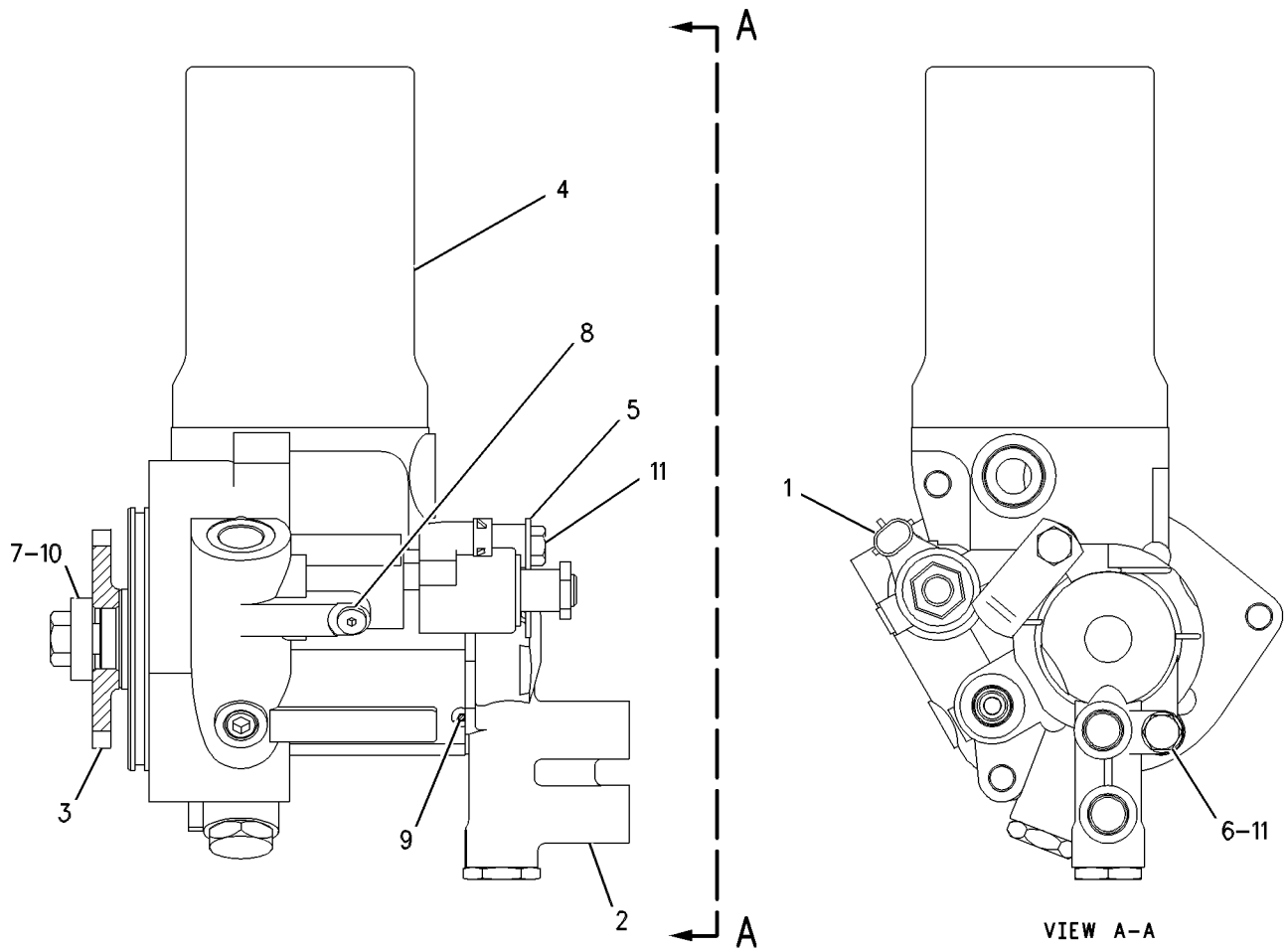
PART OF 151- 7197 PUMP & MFG GP- UNIT INJ HYD

SMCS- 1714

i01401070

NOTE	REF NO	GRAPHIC REF	PART NUMBER	QTY	PART NAME						SEE PAGE
					1	2	3	4	5	6 (PRODUCT LEVEL)	
Y	1	1	122- 5053	1	VALVE GP- SOLENOID						102
Y	2	1	128- 2050	1	PUMP GP- FUEL TRANSFER						84
	3	1	128- 3473	1	GEAR- PUMP DRIVE (36 T)						
R	4	1	135- 5459	1	PUMP GP- UNIT I NJECTOR HYD						
	5	1	4P- 5918	1	CLIP						
	6	1	8T- 4224	1	WASHER- HARD (8. 8X16X2MM THK)						
	7	1	118- 0275	1	WASHER						
	8	1	131- 1845	1	PLUG- HEX SOCKET						
	9	1	144- 7339	1	SEAL- O- RING						
M	10	1	8T- 4139	1	BOLT (M12X1. 75X30MM)						
M	11	1	8T- 6912	2	BOLT (M8X1. 25X50MM)						

M- METRIC PART
 R- REMFG PART MAY BE AVAILABLE
 Y- SEPARATE ILLUSTRATION



GRAPHIC #1

g00428659

FUEL SYSTEM

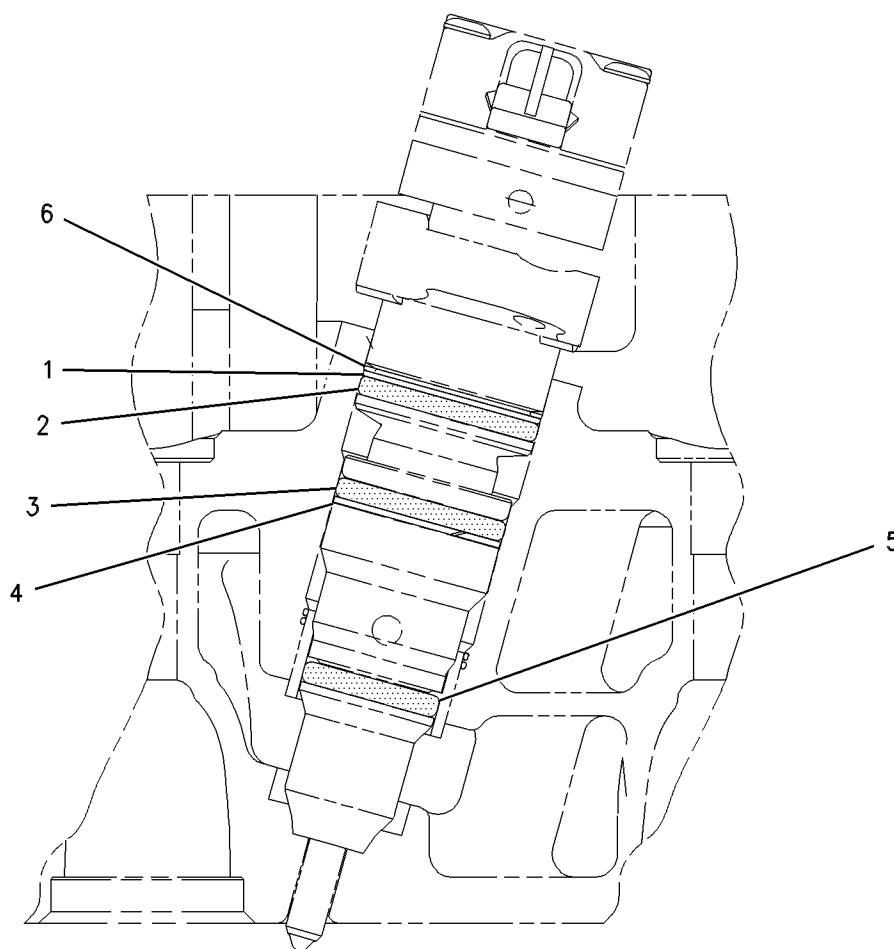
154- 8016 SEAL GP- FUEL INJECTOR

PART OF 199- 6065 PUMP GP- FUEL INJECTION

SMCS- 1290

i 01122270

NOTE	REF NO	GRAPHIC REF	PART NUMBER	QTY	PART NAME						SEE PAGE
					1	2	3	4	5	6 (PRODUCT LEVEL)	
	1	1	150- 4105	1	RING- BACKUP						
	2	1	9X- 7557	1	SEAL- O- RING (32. 92MM ID)						
	3	1	148- 2903	1	SEAL- O- RING (31. 34MM ID)						
	4	1	149- 5240	1	RING- BACKUP						
	5	1	109- 3207	1	SEAL- O- RING (23. 39MM ID)						
	6	1	133- 3715	1	RING- BACKUP						



GRAPHIC #1

g00433901

ELECTRICAL AND STARTING SYSTEM

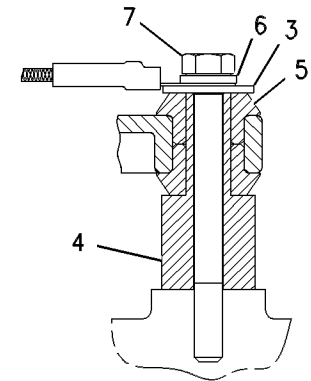
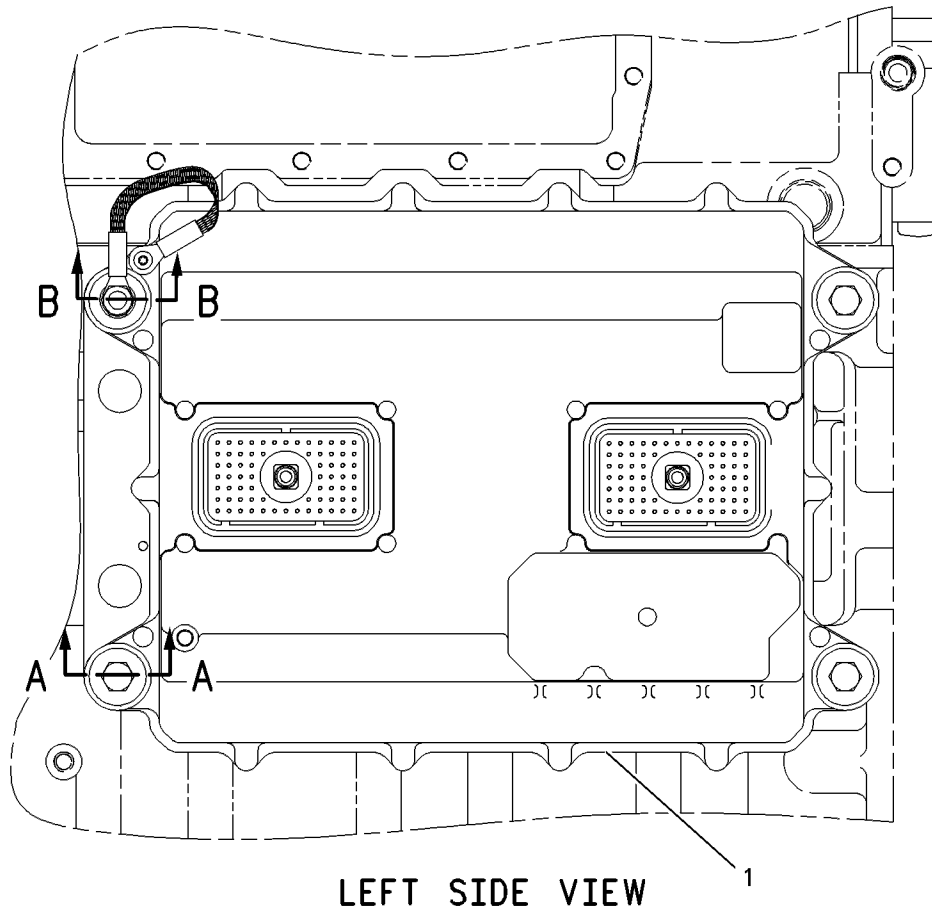
172- 2394 CONTROL & MFG GP- ENGINE ELEK

SMCS- 1900, 1901

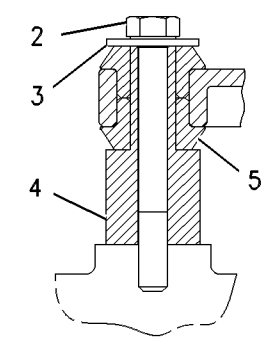
i01795998

NOTE	REF NO	GRAPHIC REF	PART NUMBER	QTY	PART NAME						SEE PAGE
					1	2	3	4	5	6 (PRODUCT LEVEL)	
CY	1	1	206-2701	1	CONTROL GP- ELECTRONI C						89
M	2	1	5P-8347	3	BOLT (MBX1.25X70MM)						
	3	1	9N-0869	4	WASHER- HARD (8.8X25.5X2MM THK)						
	4	1	101-3128	4	SPACER						
	5	1	8T-9655	8	MOUNT (I SOLATI ON)						
	6	1	9M-1974	1	WASHER- HARD (8.8X16X2MM THK)						
M	7	1	6V-5221	1	BOLT (MBX1.25X80MM)						

C- CHANGE FROM PREVIOUS TYPE
M- METRI C PART
Y- SEPARATE ILLUSTRATION



SECTION B-B



SECTION A-A

GRAPHIC #1

g00612118

ELECTRICAL AND STARTING SYSTEM

206- 2700 CONTROL GP- ELECTRONIC

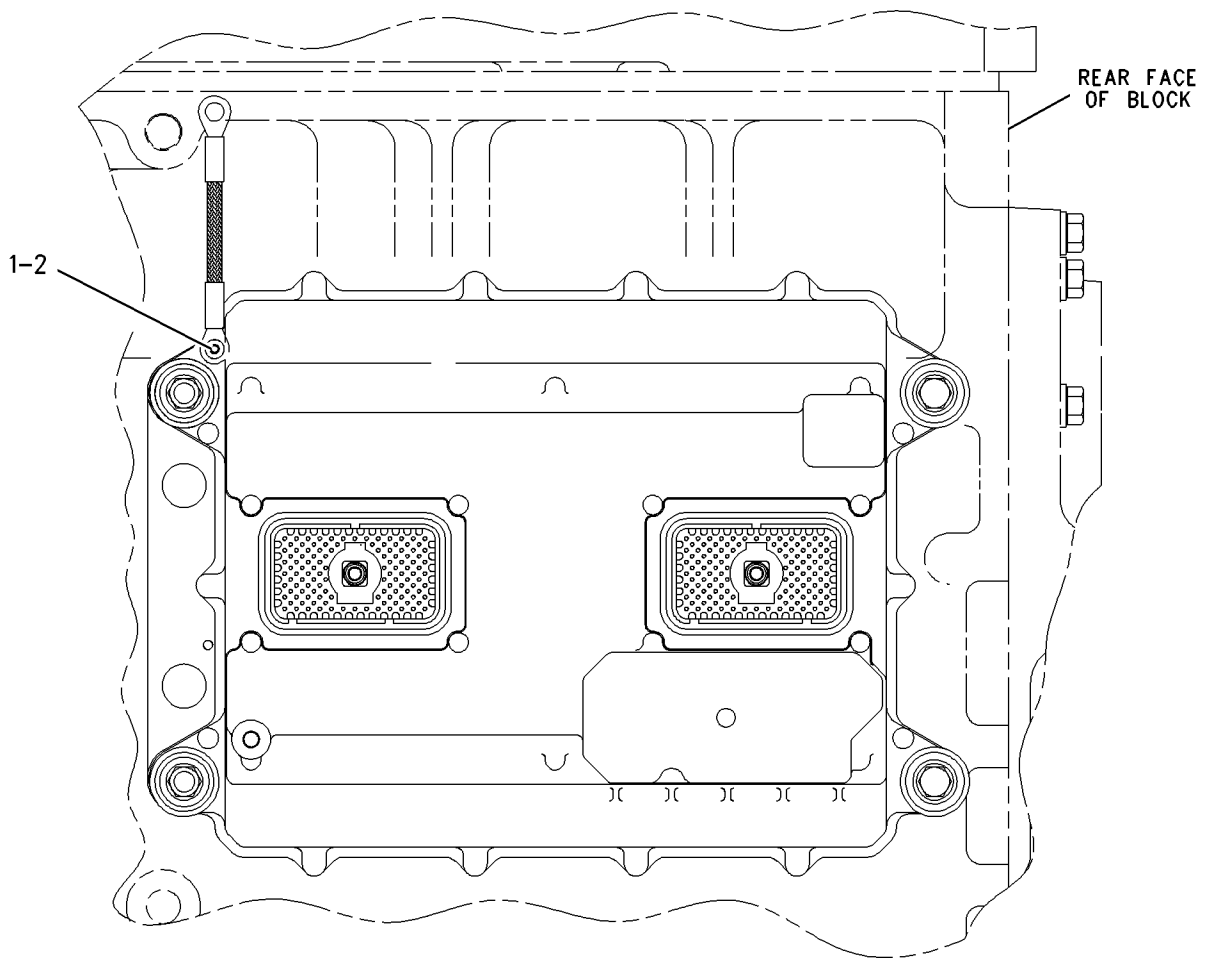
ADEM III MEDIUM DUTY

PART OF 206- 2701 CONTROL GP- ELECTRONIC

SMCS- 1917, 1924

i 01667134

NOTE	REF NO	GRAPHIC REF	PART NUMBER	QTY	PART NAME						SEE PAGE
					1	2	3	4	5	6 (PRODUCT LEVEL)	
	1	1	7X- 6315	1	STRAP AS						
	2	1	184- 2472	1	SCREW- PAN HEAD (LUBRI CATED)						



LEFT SIDE VIEW

GRAPHIC #1

g00862503

ELECTRICAL AND STARTING SYSTEM

206-2701 CONTROL GP- ELECTRONIC

ADEM III MEDIUM DUTY

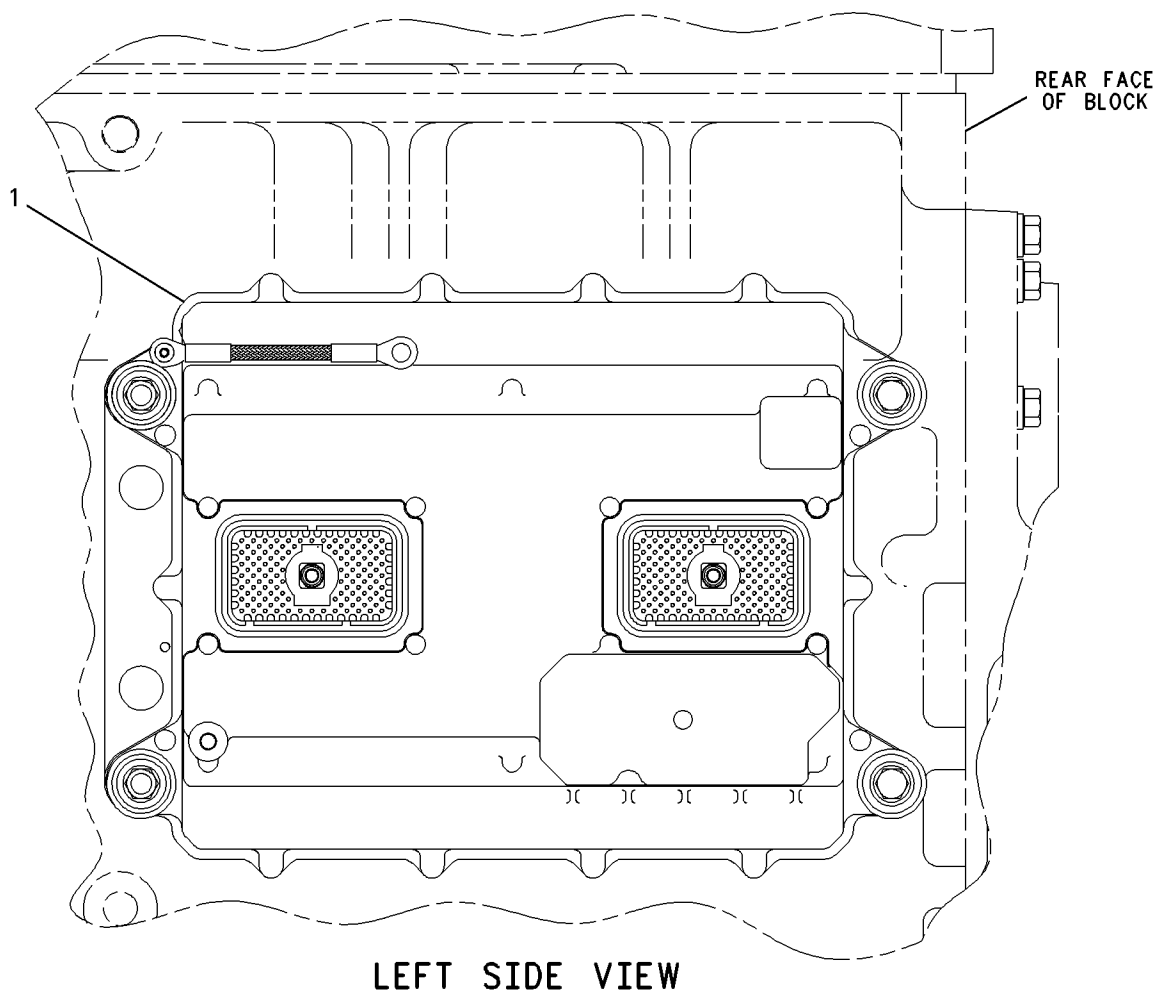
PART OF 172-2394 CONTROL & M/G GP- ENGINE ELEK

SMCS-1917, 1924

i01667127

NOTE	REF NO	GRAPHIC REF	PART NUMBER	QTY	PART NAME						SEE PAGE
					1	2	3	4	5	6 (PRODUCT LEVEL)	
Y	1	1	206-2700	1	CONTROL GP- ELECTRONIC						88

Y- SEPARATE ILLUSTRATION



GRAPHIC #1

g00862511

ELECTRICAL AND STARTING SYSTEM

142- 8333 FASTENER GP- GROUND STUD

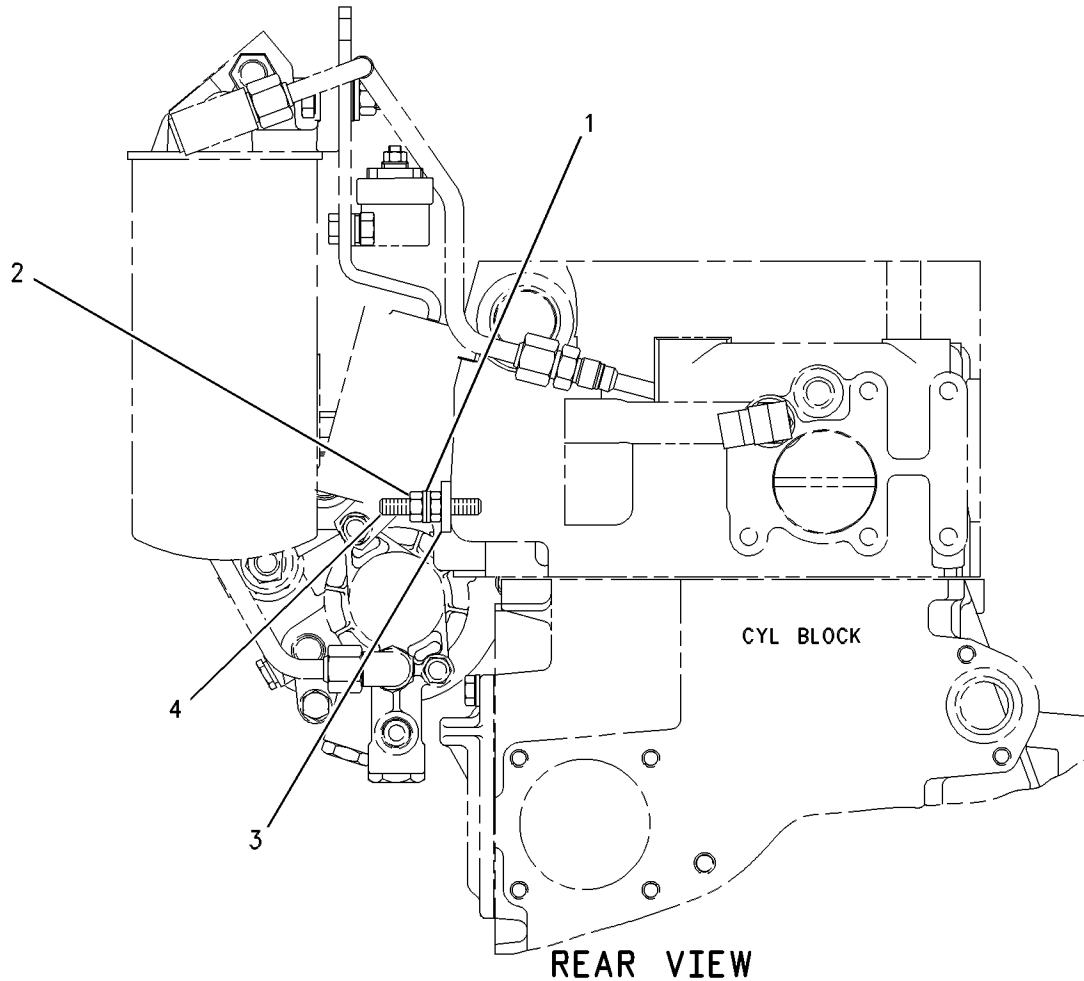
CANNOT BE USED WITH GM ENGINES

SMCS- 1408

i 00828531

NOTE	REF NO	GRAPHIC REF	PART NUMBER	QTY	PART NAME						SEE PAGE
					1	2	3	4	5	6 (PRODUCT LEVEL)	
	1	1	9M-1974	2	WASHER- HARD (2MM THK)						
M	2	1	5P-7970	1	NUT (MBX1.25 THD)						
	3	1	6V-3964	1	WASHER- HARD						
	4	1	9X-2097	1	STUDBOLT						

M- METRIC PART



GRAPHIC #1

g00286441

ELECTRICAL AND STARTING SYSTEM

118- 7284 HEATER GP- AIR INLET

24 VOLT

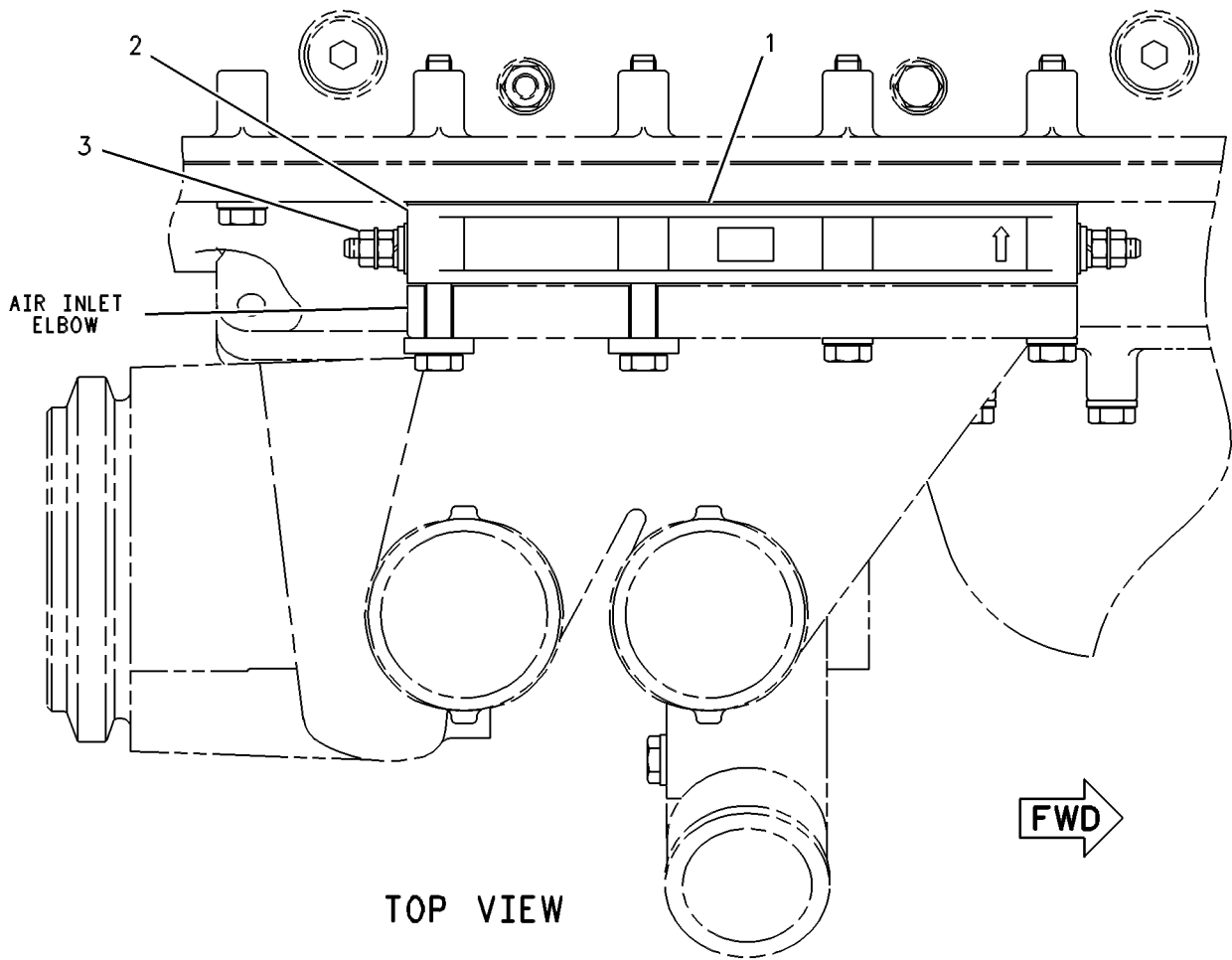
SMCS- 1090, 1296

i01710798

NOTE	REF NO	GRAPHIC REF	PART NUMBER	QTY	PART NAME						SEE PAGE
					1	2	3	4	5	6 (PRODUCT LEVEL)	
B	1	1	1U- 8846		SEALANT- GASKET						
	2	1	159- 3537	1	HEATER AS						
M	3	1	5C- 2890	2	NUT (M6X1 THD)						

B- USE AS REQUIRED

M- METRIC PART



GRAPHIC #1

g00250922

ELECTRICAL AND STARTING SYSTEM

145- 4925 MOUNTING GP- SOLENOID

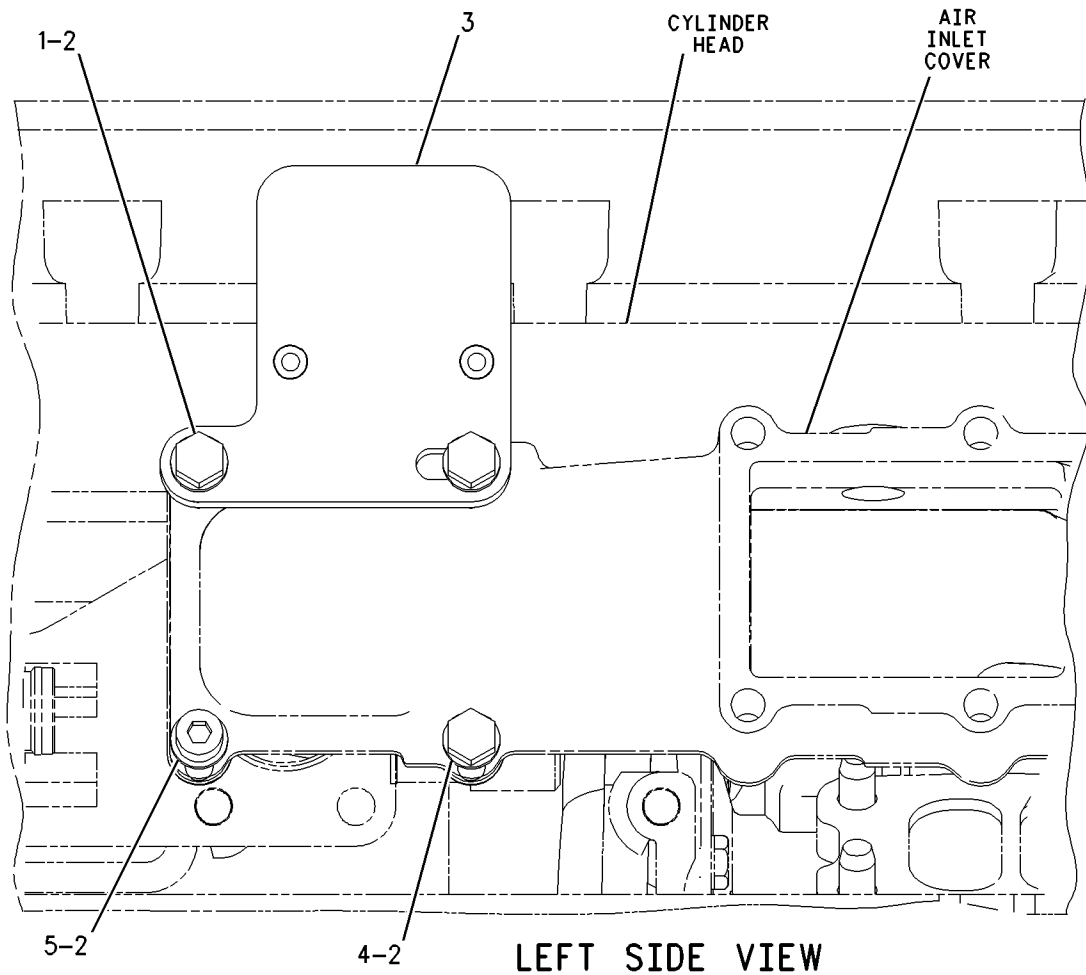
PROVIDES MOUNTING BRACKET FOR AIR INLET HEATER RELAY
 FOR USE WITH REMOTE MOUNTED FUEL FILTER. CANNOT BE USED WITH STANDARD FUEL FILTER
 BASE

SMCS- 1090, 1259, 1467

i01697143

NOTE	REF NO	GRAPHIC REF	PART NUMBER	QTY	PART NAME						SEE PAGE
					1	2	3	4	5	6 (PRODUCT LEVEL)	
M	1	1	6V- 5218	2	BOLT (M8X1. 25X35MM)						
	2	1	9M 1974	4	WASHER- HARD (8. 8X16X2MM THK)						
	3	1	145- 4926	1	BRACKET AS						
M	4	1	6V- 2317	1	BOLT (M8X1. 25X30MM)						
M	5	1	6V- 5192	1	BOLT- SOCKET HEAD (M8X1. 25X30MM)						

M- METRIC PART



GRAPHIC #1

g00873834

MEMORANDA

ELECTRICAL AND STARTING SYSTEM**209- 9784 SENSOR GP- ENGINE**

SMCS- 7400

i01797110

NOTE	REF NO	GRAPHIC REF	PART NUMBER	QTY	PART NAME						SEE PAGE
					1	2	3	4	5	6 (PRODUCT LEVEL)	
	1	1	130- 9811	1	SENSOR GP- TEMPERATURE (AIR)						
Y	2	1	194- 6723	1	SENSOR GP- PRESSURE (BOOST)						97
Y	3	1	194- 6722	1	SENSOR GP- PRESSURE (ATMOSPHERIC)						96
Y	4	1	194- 6726	1	SENSOR GP- PRESSURE (INJECTION ACTUATION)						99
Y	5	1	169- 3300	1	SENSOR GP- SPEED (TIMING)						101
	6	1	117- 1385	2	SEAL- O- RING (13. 94MM ID)						
	7	1	5P- 7814	1	SEAL- O- RING (10. 52MM ID)						
	8	1	9X- 0262	1	ADAPTER						
	9	1	3J- 7354	2	SEAL- O- RING (8. 92MM ID)						
	10	1	6V- 6609	1	SEAL- O- RING (16. 36MM ID)						
	11	1	8L- 2786	2	SEAL- O- RING (16. 36MM ID)						
	12	1	6V- 5049	1	SEAL- O- RING (11. 89MM ID)						
M	13	1	6V- 3940	1	BOLT (MBX1. 25X25MM)						
	14	1	3E- 4352	1	WASHER- HARD (8. 8X20. 5X2. 5MM THK)						
	15	1	3S- 2093	2	STRAP- CABLE						
Y	16	1	194- 6725	1	SENSOR GP- PRESSURE (AIR)						98
	17	1	6V- 5049	1	SEAL- O- RING (11. 89MM ID)						
		1	9S- 4191	1	PLUG						
	18	1	6V- 5048	1	SEAL- O- RING (8. 92MM ID)						
	19	1	141- 5147	1	ADAPTER						
	20	1	3K- 8460	1	PLUG						
		1	1J- 9671	1	SEAL- O- RING						
	21	1	130- 9811	1	SENSOR GP- TEMPERATURE (OIL)						
	22	1	130- 9811	1	SENSOR GP- TEMPERATURE (COOLANT)						

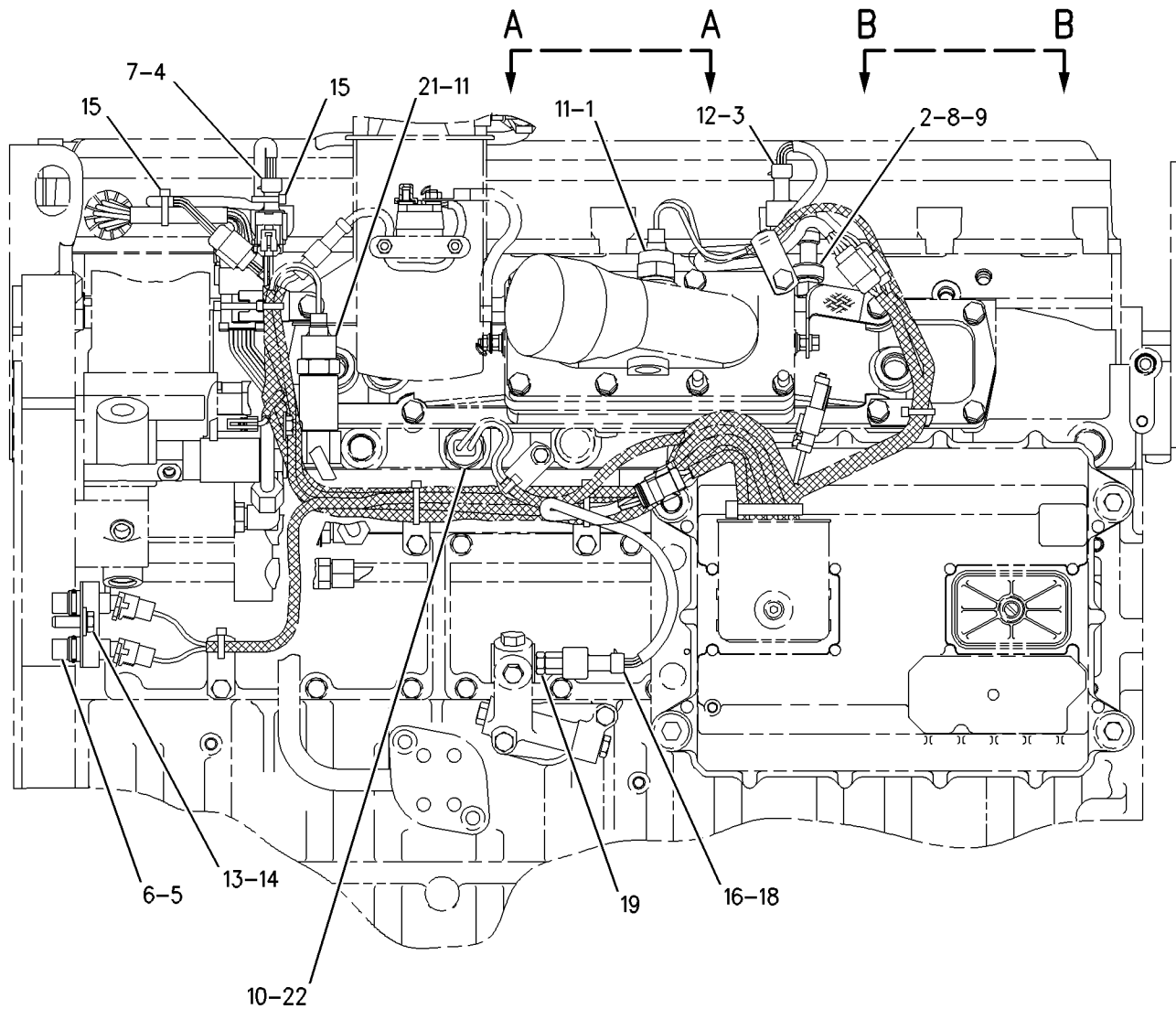
M- METRIC PART

Y- SEPARATE ILLUSTRATION

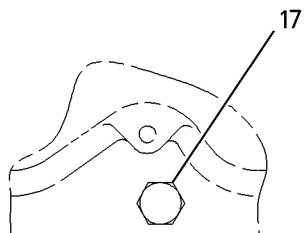
ELECTRICAL AND STARTING SYSTEM

209-9784 SENSOR GP- ENGINE (contd.)

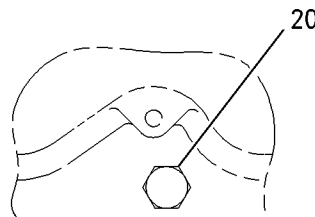
i01797110



LEFT SIDE VIEW



VIEW A-A



VIEW B-B

GRAPHIC #1

g00921014

ELECTRICAL AND STARTING SYSTEM

194- 6722 SENSOR GP- PRESSURE

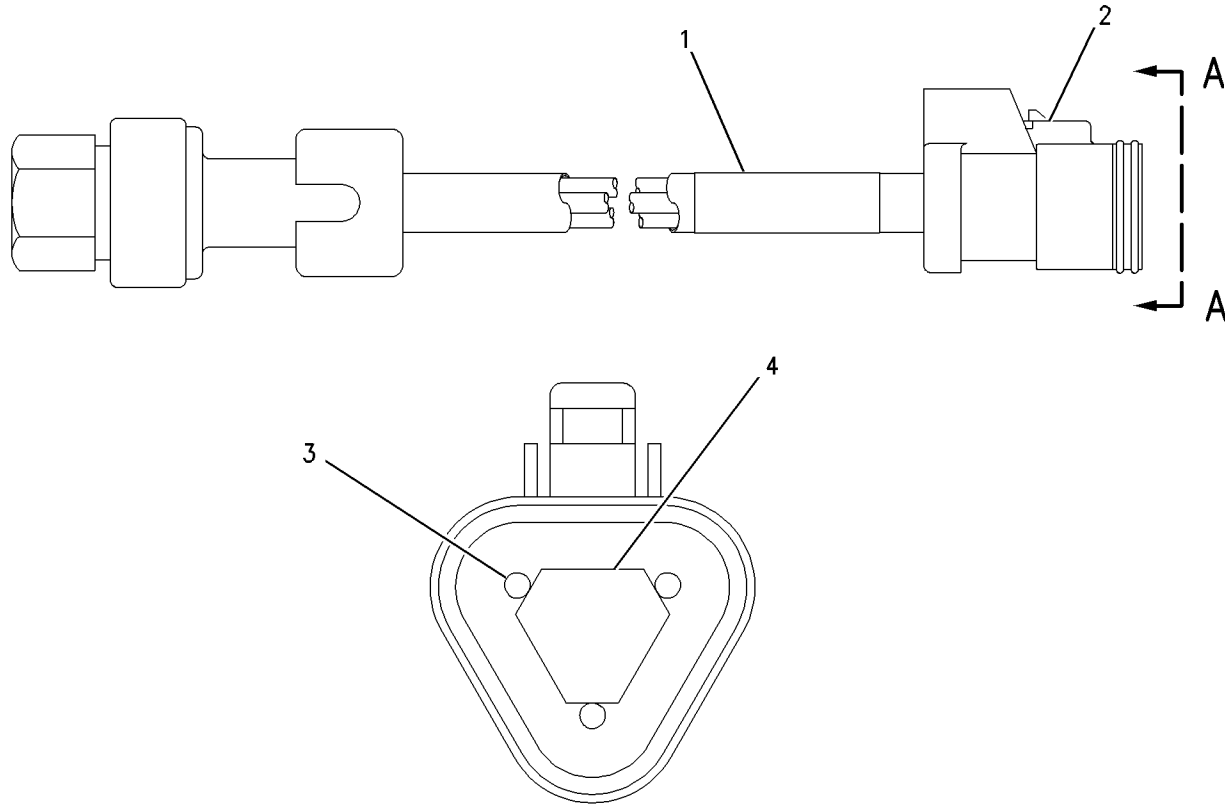
PART OF 209- 9784 SENSOR GP- ENGINE

SMCS- 1718, 1916, 1917, 1923, 1924, 1925

i 01830550

NOTE	REF NO	GRAPHIC REF	PART NUMBER	QTY	PART NAME						SEE PAGE
					1	2	3	4	5	6 (PRODUCT LEVEL)	
E	1	1	9X- 1813		SLEEVE (34CM)						
	2	1	155- 2260	1	KIT- CONNECTING PLUG (3 PIN) (PRESSURE SENSOR) (INCLUDES PLUG AS AND WEDGE)						
	3	1	180- 9340	3	SOCKET- CONNECTOR						
	4	1	3E- 3368	1	WEDGE- PLUG LOCK						

E- ORDER BY THE CENTI METER



VIEW A-A

GRAPHIC #1

g00934579

ELECTRICAL AND STARTING SYSTEM

194- 6723 SENSOR GP- PRESSURE

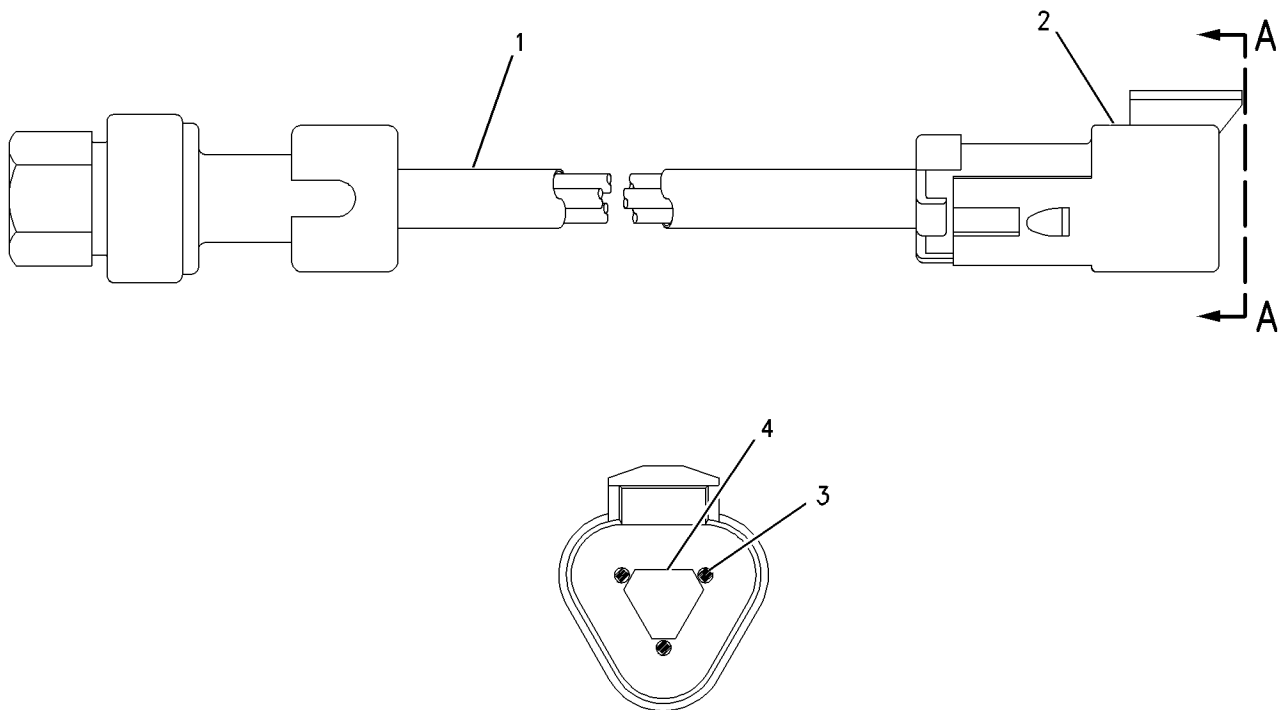
PART OF 209- 9784 SENSOR GP- ENGINE

SMCS- 1718, 1916, 1917, 1923, 1924, 1925

i 01682006

NOTE	REF NO	GRAPHIC REF	PART NUMBER	QTY	PART NAME						SEE PAGE
					1	2	3	4	5	6 (PRODUCT LEVEL)	
BE	1	1	9X- 1813		SLEEVE (34 CM)						
	2	1	102- 8803	1	KIT- RECEPTACLE (3 PIN) (INCLUDES RECEPTACLE AS & WEDGE)						
	3	1	180- 9339	3	PIN- CONNECTOR (FOR 14 GAUGE WI RE)						
	4	1	3E- 3371	1	WEDGE- RECEPTACLE LOCK (3 PIN)						

B- USE AS REQUIRED
E- ORDER BY THE CENTI METER



VIEW A-A

GRAPHIC #1

g00865974

ELECTRICAL AND STARTING SYSTEM

194- 6725 SENSOR GP- PRESSURE

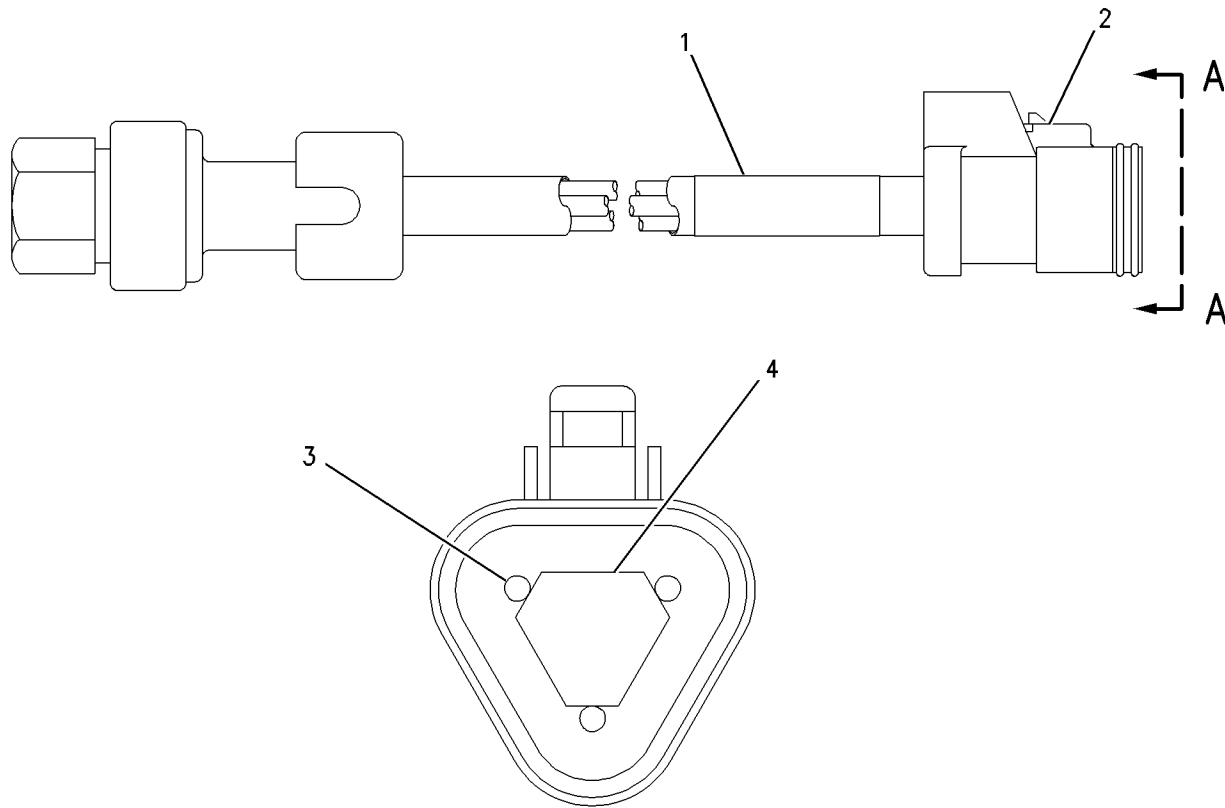
PART OF 209- 9784 SENSOR GP- ENGINE

SMCS- 1718, 1916, 1917, 1923, 1924, 1925

i 01849727

NOTE	REF NO	GRAPHIC REF	PART NUMBER	QTY	PART NAME						SEE PAGE
					1	2	3	4	5	6 (PRODUCT LEVEL)	
BE	1	1	9X- 1813		SLEEVE						
	2	1	155- 2260	1	KIT- CONNECTING PLUG (3 PIN) (INCLUDES RECEPTACLE ASSEMBLY AND WEDGE)						
	3	1	180- 9340	3	SOCKET- CONNECTOR						
	4	1	3E- 3368	1	WEDGE- PLUG LOCK						

B- USE AS REQUIRED
E- ORDER BY THE CENTI METER



VIEW A-A

GRAPHIC #1

g00851220

ELECTRICAL AND STARTING SYSTEM

194- 6726 SENSOR GP- PRESSURE

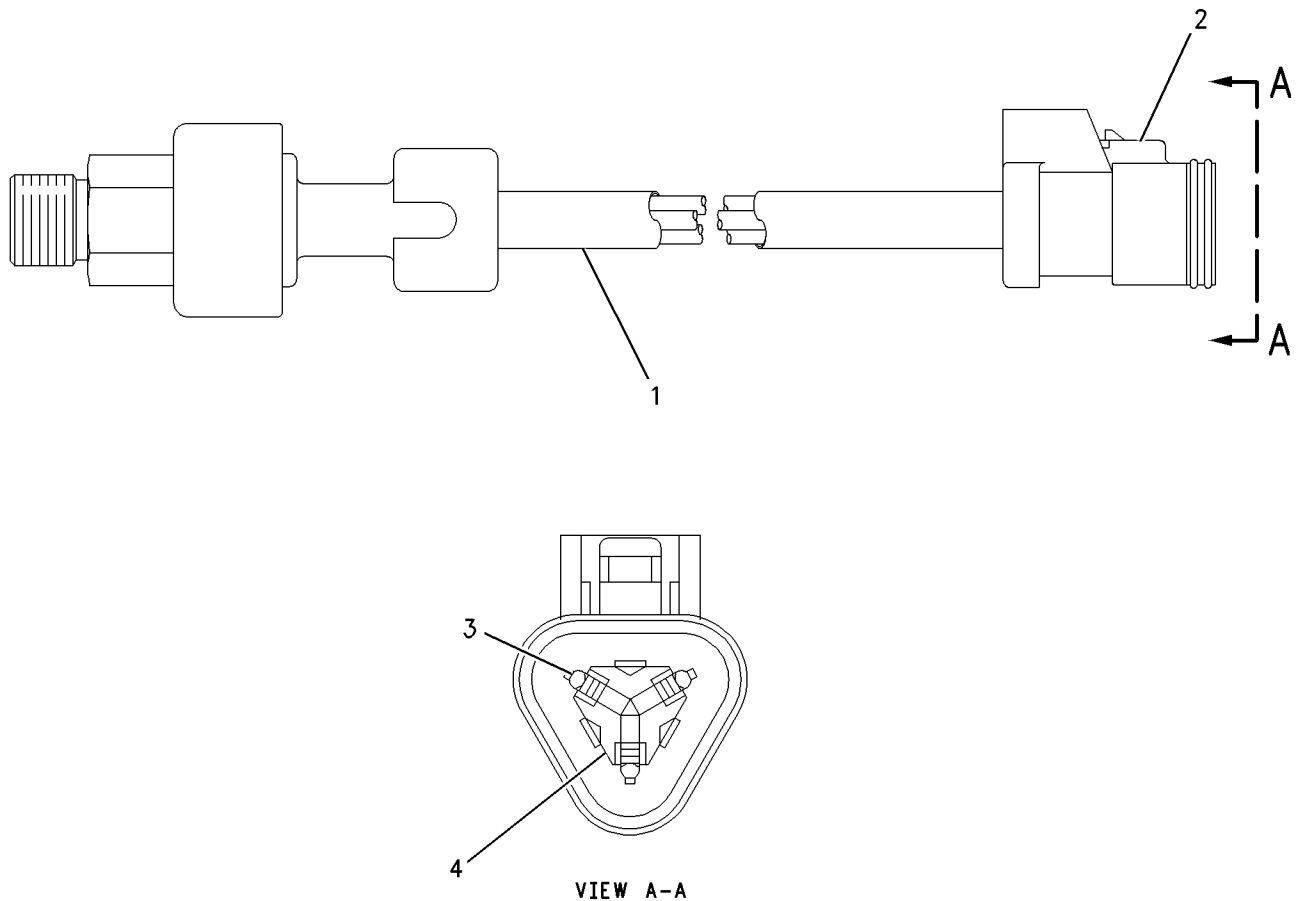
PART OF 209- 9784 SENSOR GP- ENGINE

SMCS- 1718, 1916, 1917, 1923, 1924, 1925

i 01796567

NOTE	REF NO	GRAPHIC REF	PART NUMBER	QTY	PART NAME						SEE PAGE
					1	2	3	4	5	6 (PRODUCT LEVEL)	
BE	1	1	9X- 1813		SLEEVE						
	2	1	155- 2260	1	KIT- CONNECTING PLUG (3 PIN) (INCLUDES PLUG AS & WEDGE)						
	3	1	180- 9340	3	SOCKET- CONNECTOR (FOR 16- 18 GA WI RE)						
	4	1	3E- 3368	1	WEDGE- PLUG LOCK						

B- USE AS REQUIRED
E- ORDER BY THE CENTI METER



GRAPHIC #1

g00851235

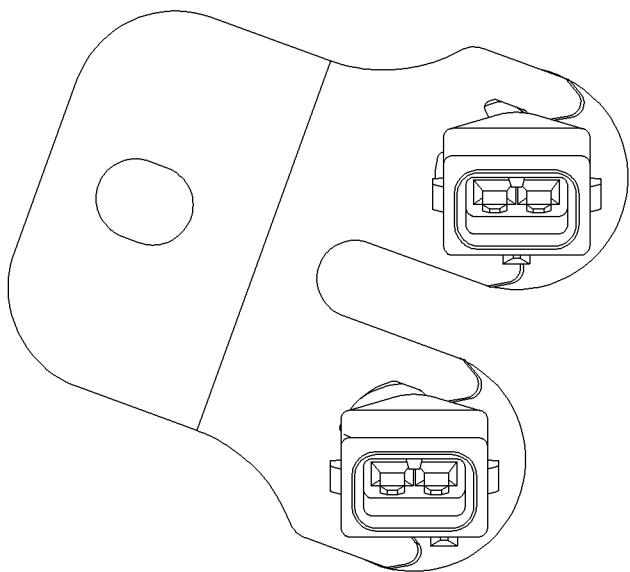
ELECTRICAL AND STARTING SYSTEM

119- 4142 SENSOR GP- SPEED PART OF 209- 9784 SENSOR GP- ENGINE FIELD REPLACEMENT FOR 169- 3300-PAGE 101

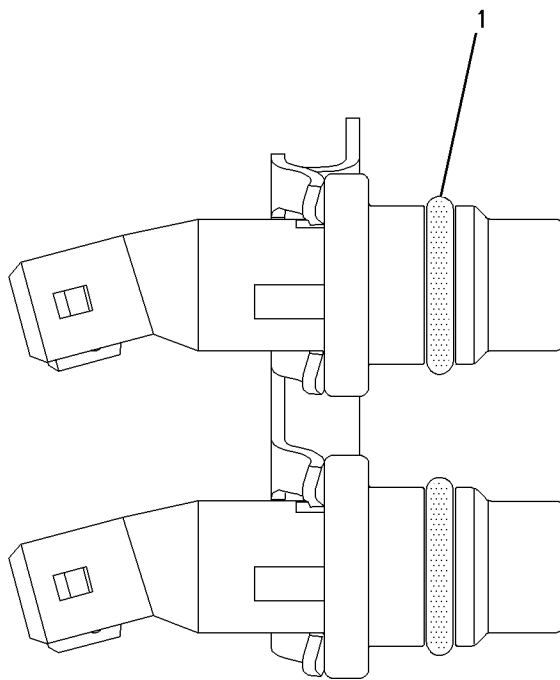
SMCS- 1907

i 01633609

NOTE	REF NO	GRAPHIC REF	PART NUMBER	QTY	PART NAME						SEE PAGE
					1	2	3	4	5	6 (PRODUCT LEVEL)	
	1	1	117- 1385	2	SEAL- O- RING						



FRONT VIEW



LEFT SIDE VIEW

GRAPHIC #1

g00825060

ELECTRICAL AND STARTING SYSTEM

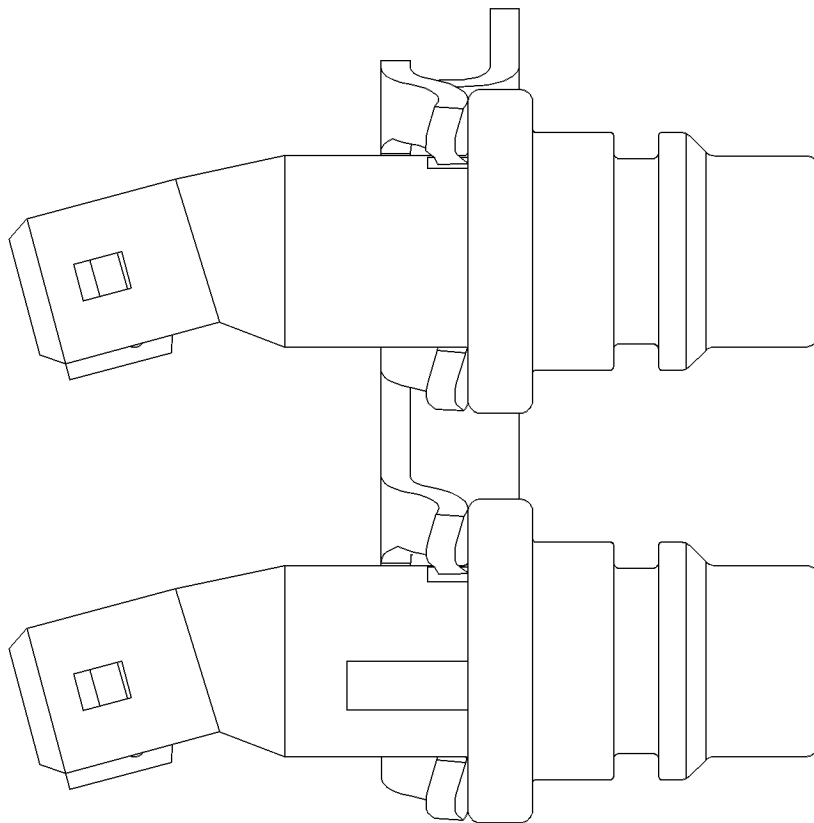
169- 3300 SENSOR GP- SPEED

PART OF 209- 9784 SENSOR GP- ENGINE
 FIELD REPLACEMENT ORDER 119- 4142-PAGE 100

SMCS- 1907

i01118975

NOTE	REF NO	GRAPHIC REF	PART NUMBER	QTY	PART NAME						SEE PAGE
					1	2	3	4	5	6 (PRODUCT LEVEL)	
(NO SERVICED PARTS)											



GRAPHIC #1

g00592118

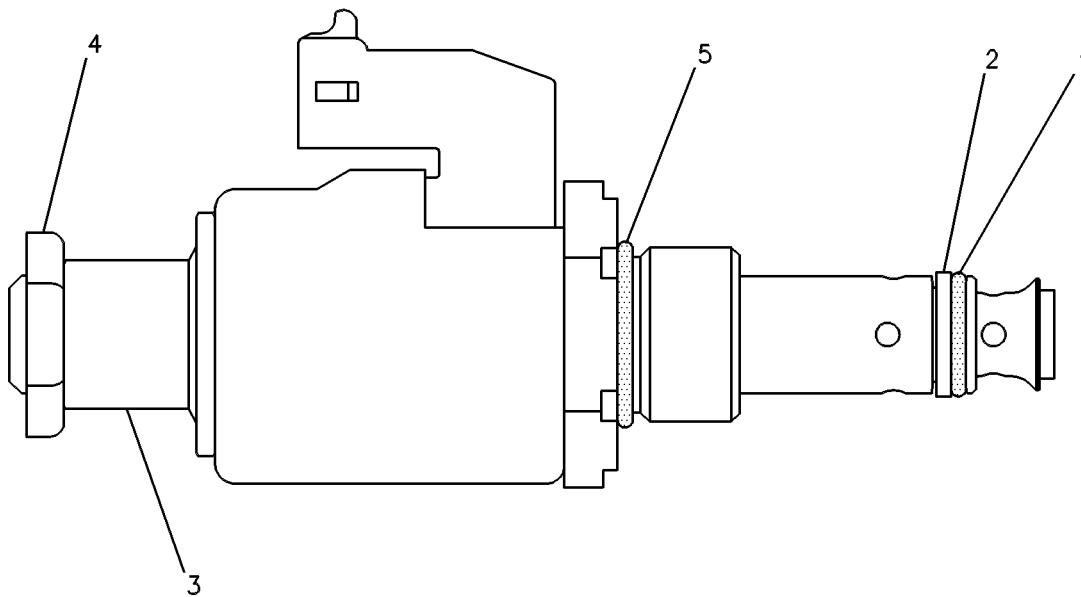
ELECTRICAL AND STARTING SYSTEM

122- 5053 VALVE GP- SOLENOID PART OF 134- 0467 PUMP GP- UNIT INJECTOR HYD

SMCS- 5479

i 01546719

NOTE	REF NO	GRAPHIC REF	PART NUMBER	QTY	PART NAME						SEE PAGE
					1	2	3	4	5	6 (PRODUCT LEVEL)	
JZ	1	1		1	SEAL- O- RING						
JZ	2	1		1	RING- BACKUP						
JZ	3	1		1	SPACER						
JZ	4	1		1	NUT- RETAI NER						
JZ	5	1		1	SEAL- O- RING						
AVAIL ABLE REPAI R KIT(S) :											
J			9X- 1484	1	KIT- SEAL						
J- KIT MARKED J SERVI CES PARTS MARKED J Z- NOT SERVI CED SEPARATELY											



GRAPHIC #1

g00085024

MEMORANDA

ELECTRICAL AND STARTING SYSTEM

172- 1634 WIRING GP- ELECTRONIC CONTROL

24 VOLT

SMCS- 1408, 1900

i 01852256

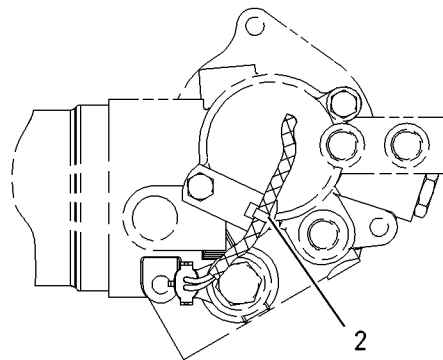
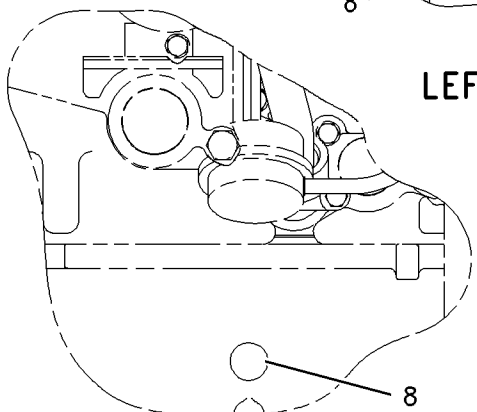
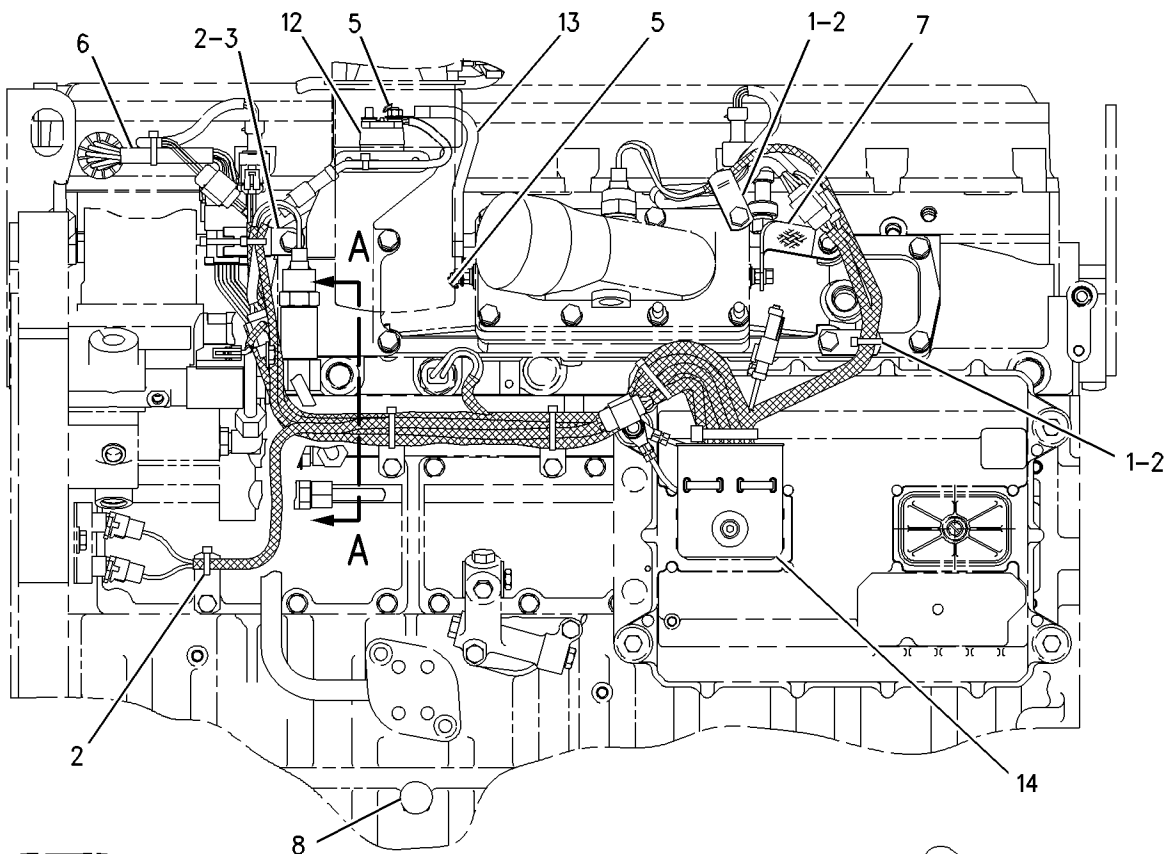
NOTE	REF NO	GRAPHIC REF	PART NUMBER	QTY	PART NAME						SEE PAGE
					1	2	3	4	5	6 (PRODUCT LEVEL)	
	1	1	4P- 5918	2	CLIP						
	2	1, 2	3S- 2093	15	STRAP- CABLE						
	3	1	4P- 7581	1	CLIP						
	5	1	003- 9835	2	PROTECTOR						
	6	1	153- 8920	1	HARNESS AS- ENGINE (UNIT INJECTOR)						
		1	155- 2255	1	KIT- CONNECTING PLUG (12 PIN) (INCLUDES PLUG AS & WEDGE)						
	7	1	7E- 5714	1	STRAP- GROUNDING						
	8	1	139- 1586	2	PLUG						
M	9	2	8T- 4970	2	BOLT (M6X1X14MM)						
	10	2	9X- 8256	2	WASHER (6. 6X12X2MM THK)						
	11	1, 2	105- 1797	7	MOUNT						
	12	1	<i>175- 2324</i>	1	SWITCH AS- MAGNETIC (INLET AIR HEATER)						
		1	1H- 3338	2	LOCKWASHER						
M		1	5C- 2890	2	NUT (M6X1 THD)						
E		1	9X- 1813		SLEEVE (16CM)						
		1	012- 0380	2	LOCKWASHER						
		1	102- 8802	1	KIT- RECEPTACLE (2 PIN) (INCLUDES RECEPTACLE AS AND WEDGE)						
		1	186- 3735	2	PIN- CONNECTOR						
13	1		147- 0286	1	WIRE AS						
14	1		190- 7421	1	HARNESS AS- WIRING						
		1	102- 8802	1	KIT- RECEPTACLE (2 PIN) (INCLUDES RECEPTACLE AS & WEDGE)						
		1	102- 8812	1	SEAL						
		1	155- 2270	5	KIT- CONNECTING PLUG (2 PIN) (INCLUDES PLUG AS AND WEDGE)						
		1	102- 8803	3	KIT- RECEPTACLE (3 PIN) (INCLUDES RECEPTACLE AS & WEDGE)						
		1	102- 8801	1	KIT- RECEPTACLE (12 PIN) (INCLUDES RECEPTACLE AS & WEDGE)						
		1	155- 2260	1	KIT- CONNECTING PLUG (3 PIN) (INCLUDES PLUG AS & WEDGE)						
		1	100- 3320	1	PLUG AS- CONNECTOR (2 PIN)						
		1	126- 5011	1	SEAL- CONNECTOR						
		1	111- 2416	1	PLUG AS- CONNECTOR (2 PIN)						
		1	126- 5011	1	SEAL- CONNECTOR						
		1	160- 7690	1	PLUG AS- CONNECTOR (70 PIN)						
		1	159- 9322	1	SEAL- O- RING						

E- ORDER BY THE CENTI METER
M- METRIC PART

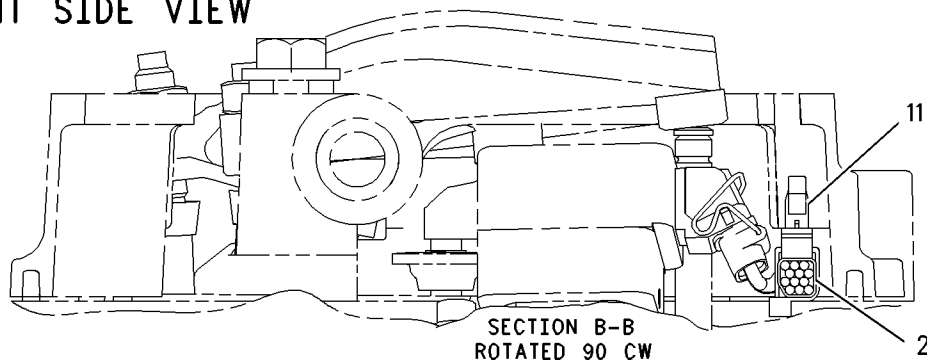
ELECTRICAL AND STARTING SYSTEM

172-1634 WIRING GP- ELECTRONIC CONTROL (contd.)

i01852256



RIGHT SIDE VIEW



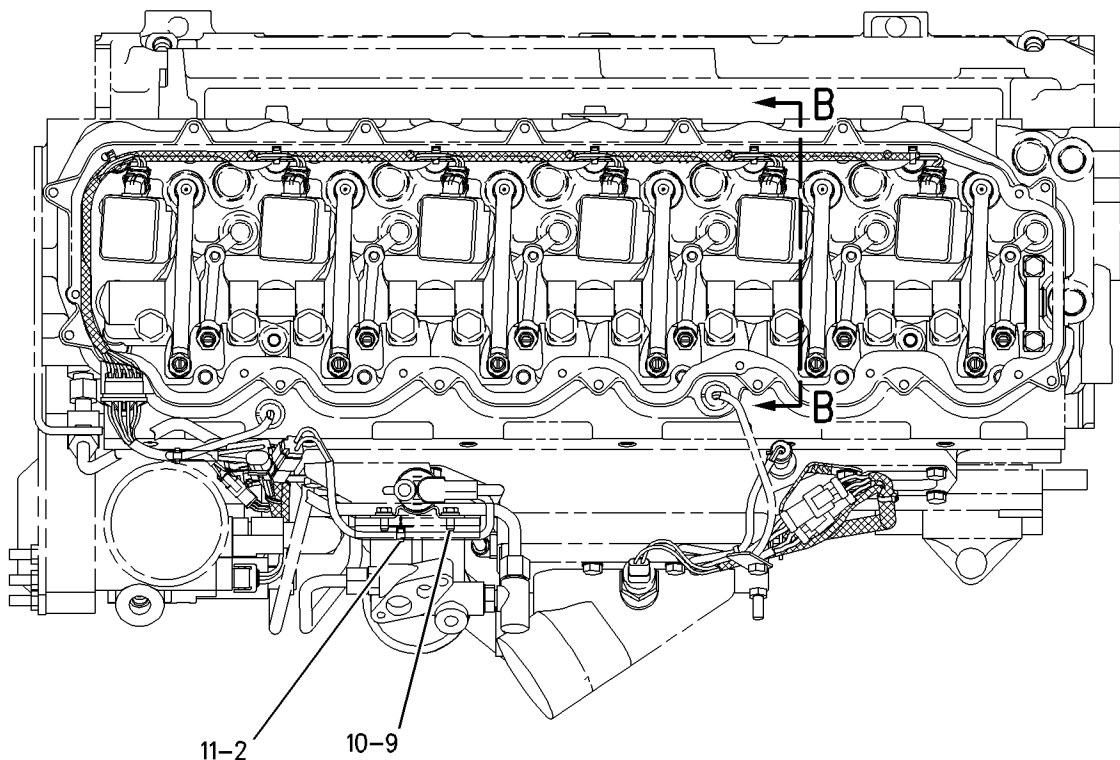
GRAPHIC #1

g00944300

ELECTRICAL AND STARTING SYSTEM

172-1634 WIRING GP- ELECTRONIC CONTROL (contd.)

i01852256



TOP VIEW

REFER TO ALL ILLUSTRATIONS OF THIS GROUP FOR AUXILIARY VIEWS

GRAPHIC #2

g00725281

PART NUMBER INDEX

Part	Page	Part	Page	Part	Page	Part	Page
1		3H- 5552	14	5P- 4116	58		80
1B- 2790	83	3J- 1907	18	5P- 4536	74	6V- 5221	3
1B- 8705	6		24		75		87
	12		26	5P- 5678	11	6V- 5223	66
1H- 3338	104		41	5P- 7814	94	6V- 5696	50
1J- 9671	18		60	5P- 7970	78		51
	26		68		90	6V- 5815	61
	66		78	5P- 8196	56	6V- 5839	3
	78	3J- 7354	4	5P- 8245	4		20
	94		8		50		61
1N- 5999	18		94	5P- 8247	13	6V- 5843	32
	24	3K- 0360	3	5P- 8347	66	6V- 6609	66
	26		18		87		94
1P- 0436	83		26	5P- 9615	39	6V- 7728	11
1R- 0739	56		39	5R- 8845	1	6V- 8336	50
1R- 0751	78		44		▶49	6V- 8397	60
1S- 2563	58		56	5W- 8591	46		78
1S- 7057	60		64			6V- 8636	78
1U- 8846	8		69			6V- 8642	80
	34		72			6V- 8724	60
	35	3K- 8460	66			6V- 9001	80
	70		94			6V- 9804	80
	91	3N- 4087	34	6D- 1004	3		
1W- 0565	84	3P- 1156	59	6D- 3479	4		
1W- 2715	22	3S- 2093	94	6D- 4246	72		
1W- 8407	15		104	6F- 7062	44		
		3V- 2431	80	6V- 1820	3		
					78		
				6V- 2315	11		
				6V- 2317	8		
					10		
					30		
					71		
					78		
				6V- 3250	66	7C- 6976	43
				6V- 3538	15	7C- 6977	43
				6V- 3821	70	7C- 7431	76
				6V- 3918	35	7C- 7980	12
					68	7E- 0759	66
					6	7E- 2968	13
				6V- 3940	6	7E- 4035	55
					43	7E- 5714	104
					46	7E- 6427	59
					59	7E- 6794	37
					60	7E- 7779	22
					64	7E- 9817	56
					66	7J- 0204	18
					94		24
					90		26
				6V- 3964	18	7J- 9108	80
				6V- 5048	24	7N- 5683	15
					26	7S- 6369	70
					94	7W- 2398	60
				6V- 5049	80	7W- 3871	8
					94	7W- 3872	8
				6V- 5063	68	7W- 5340	59
				6V- 5192	92	7W- 7383	84
				6V- 5215	8	7W- 9415	43
				6V- 5217	8	7W- 9737	62
					35	7W- 9738	62
				6V- 5218	60	7W- 9740	62
					92	7W- 9930	62
				6V- 5219	8	7X- 2536	34
					46	7X- 6315	88
					56	7X- 7729	4
						7Y- 9099	40

PART NUMBER INDEX

Part	Page	Part	Page	Part	Page	Part	Page
8				59	24	75	
8C-0563	16		60	26	122-5053	85	
8C-5748	56		64	9X-8256	104	▶102	
8C-6866	4		66	9X-8267	3	122-8934	1
8H-5244	52		68	9X-8916	13		▶34
8L-2786	94		70			124-6257	39
8M-0505	72		71			125-5466	74
8M-2770	58		78				75
8M-4445	63		80			126-1757	10
8M-5860	16		83	003-9835	104	126-5011	104
8R-5144	4		87	005-4362	56	127-4471	66
8T-0100	10		90	012-0380	104	128-2050	▶84
	30	9M-2904	92	030-7946	4		85
	51	9M-4849	57	033-6027	84	128-3473	85
8T-0276	56	9N-0869	60	061-7538	4	128-3883	35
8T-0293	44	9S-4182	87	061-9455	55	129-1163	▶13
8T-0644	68		8	068-4497	55		14
8T-1159	80	9S-4185	34	090-0744	39	129-1164	▶14
8T-2396	3		34				15
	82		64			129-1165	2
8T-3282	20	9S-4191	66				▶15
8T-3666	48		26			129-5096	1
8T-4121	4		66	100-3320	104	130-9811	94
	5	9S-8002	94	100-4026	46	131-1845	85
	28		18	101-3128	87	131-2192	50
	38		24	102-6229	18	131-2202	1
	40	9S-8003	26		22		▶50
8T-4136	4		18	102-8801	104	132-5246	43
	38	9S-8004	26	102-8802	104	132-6950	80
8T-4139	85		18	102-8803	97	133-3715	86
8T-4172	5		24		104	133-3742	2
8T-4182	40		26	102-8812	104		▶20
8T-4186	28		41	105-1725	12	133-4995	20
	40		68	105-1797	104	133-5055	2
8T-4195	4	9S-8005	80	107-7566	43		▶35
8T-4196	34		3	107-7694	6	133-6379	51
8T-4224	34		18	107-7708	12	133-8524	74
	54		26	109-3207	86		75
	55		44	111-2416	104	134-0467	80
	72	9S-8006	69	111-7238	46		▶85
	85		14	112-6521	78	134-4483	22
8T-4648	4		18	112-6523	78	135-2969	2
8T-4970	104		24	113-6069	32		▶51
8T-5043	78	9S-8008	26	113-6087	2	135-5459	85
8T-6765	8		44		▶12	135-5970	43
8T-6870	54	9S-9334	68	115-4072	32	135-5985	80
8T-6912	85		16	115-4138	2	135-9819	4
8T-7044	73		18		▶61	136-0812	66
8T-7547	34		24	115-4219	32	136-0822	10
	58		26	115-4223	66	136-0823	10
8T-7950	20	9X-0262	94	116-8208	78	136-4183	32
8T-8442	51	9X-1484	102	117-0503	1	137-5541	83
8T-9655	87	9X-1813	96		▶59	137-6715	18
			97	117-1385	94		22
			98		100	137-6717	52
			99	118-0275	85	137-6718	22
			104	118-4329	8	138-3252	20
		9X-2097	8	118-4728	72	138-7198	52
9L-9188	56		90	118-7284	1	138-8401	52
9M-1974	3		30		▶91	138-8402	52
	8	9X-2099	62	119-2942	60	138-8403	52
	35	9X-2305	34	119-4142	▶100	138-9868	52
	46	9X-6609	86	121-8786	1	139-1586	104
	51	9X-7557	16		▶29	139-3526	10
	56	9X-7712	18	121-9799	74	139-4081	▶37
9							

PART NUMBER INDEX

Part	Page	Part	Page	Part	Page	Part	Page
139-4084	37	153-8470	52	175-3676	42		
139-9476	37	153-8920	104	175-9106	80		
140-6188	22	154-0896	38	175-9107	80	200-1196	4
140-9670	18	154-8016	82	176-1647	63	200-1205	1
	22	▶86		177-6920	74		▶46
141-5147	94	154-8025	16		75	200-1215	1
141-8269	1	154-9283	1	179-7383	3		▶64
	▶11	155-2255	104	180-9339	97	200-2257	64
141-8649	58	155-2260	96	180-9340	96	200-2258	64
141-8650	58		98		98	200-2275	48
142-0369	1		99	183-4365	52	200-2281	46
	▶8		104	183-6848	54	200-2282	46
142-0371	78	155-2270	104	183-6848	54	200-2294	72
142-0372	1	155-4773	51	184-2472	88	200-2295	1
	▶58		▶52	185-3241	80		▶4
142-8100	1	155-9504	16	186-3735	104	200-2297	1
	▶38	156-0228	1	187-1513	43		▶39
142-8333	1	▶44		187-8593	63	200-2298	4
	▶90	156-0233	1	189-8772	73	200-2300	40
142-8334	78	▶54		189-8777	62	200-4495	32
143-5985	74	159-0288	82	190-3956	46	200-4497	61
	75	159-0300	16	190-3968	46		▶62
144-3472	69	159-3537	91	190-7421	104	200-4508	1
144-7339	85	159-9322	104	191-6241	41		▶73
145-0162	12	160-5123	34	191-8028	▶74	200-4518	66
145-0164	12	160-5131	66	191-8031	74	201-9774	56
145-0168	12	160-5142	34		75	203-3769	69
145-0170	12	160-7690	104	192-2911	66	205-1271	▶16
145-4925	1	161-6963	74	192-2962	63		18
	▶92		75	193-3940	▶3		22
145-4926	92	161-8420	2		4	205-1272	▶18
145-7376	52	▶43		193-5867	1	205-1273	▶22
145-7385	52	163-0787	38		▶75		24
145-7390	22	164-0218	60	193-6996	▶41		26
147-0286	104	164-6118	1		42	205-1274	20
147-8211	22	▶71		193-6998	1		▶24
147-8214	18	166-0331	74		▶42	205-1275	▶26
	22		75	194-6722	94	205-1320	32
147-8218	16	166-2905	42	▶96		205-1321	2
147-8220	18	167-2091	58		94		▶32
	22	167-8121	28	194-6723	94	205-1322	6
148-2903	86	167-8361	11	▶97		205-1323	6
149-0260	1	168-0282	1	94	94	205-1324	2
	▶60	▶56		▶98			▶2
149-0261	60	168-2288	41	94	94	206-2044	1
149-5240	86	168-7226	43	▶99			▶48
150-4105	86	168-8639	1	43	43	206-2700	▶88
150-4621	43	▶10		12	12		89
151-7141	1	169-3300	94	43	43	206-2701	87
	▶70	▶101		1	1		▶87
151-7196	2	169-7487	41	68	68	209-9784	1
	▶63	172-1634	1	36	36		▶94
151-7197	2	▶104		1	1	211-7847	40
	▶80	172-2394	1	▶36		212-4893	12
151-9287	70	▶87		82	82	213-1642	40
152-2931	1	172-6276	11	73	73	213-3193	43
	▶57	172-6284	73	73	73	216-5586	14
152-2933	57	172-6298	73	2	2	216-6323	1
153-1794	1	172-6300	34	▶76			▶2
	▶69	172-8733	1	2	2	216-6324	▶1
153-1818	80	▶55		▶82		216-6904	1
153-4906	80	173-5549	52	82	82		▶72
153-4907	80	175-2324	104			216-7935	72
153-8467	52	175-3226	80			216-9967	2
						218-8584	1


PART NUMBER INDEX

Part	Page	Part	Page	Part	Page	Part	Page
	▶66						
218-8585	1						
	▶30						
220-1209	5						
220-1210	1						
	▶5						
220-6366	51						
221-4519	1						
	▶40						
221-9347	78						
222-1176	1						
	▶78						
222-1185	52						
222-1186	52						
226-6051	68						
227-4299	68						

By Order of the Secretary of the Army:

PETER J. SCHOOMAKER
General, United States Army
Chief of Staff

Official:


SANDRA R. RILEY
Administrative Assistant to the
Secretary of the Army
0513901

DISTRIBUTION:

To be distributed in accordance with the initial distribution requirements for IDN: 381131
TM 9-2320-312-24P.

RECOMMENDED CHANGES TO PUBLICATIONS AND BLANK FORMS For use of this form, see AR 25-30; the proponent agency is OAASA						Use Part II (<i>reverse</i>) for Repair Parts and Special Tool Lists (RPSTL) and Supply Catalogs/Supply Manuals (SC/SM).	DATE
TO: (<i>Forward to proponent of publication or form</i>) (<i>Include ZIP Code</i>)						FROM: (<i>Activity and location</i>) (<i>Include ZIP Code</i>)	
PART I - ALL PUBLICATIONS (EXCEPT RPSTL AND SC/SM) AND BLANK FORMS							
PUBLICATION/FORM NUMBER						DATE	TITLE
ITEM	PAGE	PARA-	LINE	FIGURE NO.	TABLE	RECOMMENDED CHANGES AND REASON	
<h1>SAMPLE</h1>							
TYPED NAME, GRADE OR TITLE					TELEPHONE EXCHANGE/AUTOVON, PLUS EXTENSION		SIGNATURE

TO: (Forward direct to addressee listed in publication)
 AMSTA-LC-LMIT/TECH PUBS, TACOM-RI
 1 Rock Island Arsenal
 Rock Island, IL 61299-7630

FROM: (Activity and location) (Include ZIP Code)

DATE
 01 July 2006

PART II - REPAIR PARTS AND SPECIAL TOOL LISTS AND SUPPLY CATALOGS/SUPPLY MANUALS

PUBLICATION NUMBER
 TM 9-2320-312-24P

DATE
 24 May 2005

TITLE Unit, Direct Support, and General Support
 Maintenance Repair Parts and Special Tools
 Lists (RPSTL) for M878A2 Yard Tractor

PAGE NO.	COLM NO.	LINE NO.	NATIONAL STOCK NUMBER	REFERENCE NO.	FIGURE NO.	ITEM NO.	TOTAL NO. OF MAJOR ITEMS SUPPORTED	RECOMMENDED ACTION
1				Grp 170 Fig. 1				Part number supplied for item 1 is incorrect.

SAMPLE

PART III - REMARKS (For use in recording changes, corrections, or suggestions for improvement of publications and drawings. Annotations should be used where space is needed.)

TYPED NAME, GRADE OR TITLE

TELEPHONE EXCHANGE/AUTOVON, PLUS EXTENSION

SIGNATURE

RECOMMENDED CHANGES TO PUBLICATIONS AND BLANK FORMS						Use Part II (reverse) for Repair Parts and Special Tool Lists (RPSTL) and Supply Catalogs/Supply Manuals (SC/SM).	DATE
For use of this form, see AR 25-30: the proponent agency is ODISC4.							
TO: (Forward to proponent of publication or form) (Include ZIP Code) AMSTALC-LMIT / TECH PUBS, TACOM-RI 1 Rock Island Arsenal Rock Island, IL 61299-7630						FROM: (Activity and location) (Include ZIP Code)	
PART I - ALL PUBLICATIONS (EXCEPT RPSTL AND SC/SM) AND BLANK FORMS							
PUBLICATION/FORM NUMBER TM 9-2320-312-24P					DATE 2 September 2005	TITLE M878A2 Truck, Tractor, Yard Type	
ITEM NO.	PAGE NO.	PARA-GRAPH	LINE NO. *	FIGURE NO.	TABLE NO.	RECOMMENDED CHANGES AND REASON (Provide exact wording of recommended changes, if possible).	
<i>*Reference to line numbers within the paragraph or subparagraph.</i>							
TYPED NAME, GRADE OR TITLE				TELEPHONE EXCHANGE/AUTOVON, PLUS EXTENSION		SIGNATURE	

TO: <i>(Forward direct to addressee listed in publication)</i> AMSTALC-LMIT / TECH PUBS, TACOM-RI 1 Rock Island Arsenal Rock Island, IL 61299-7630	FROM: <i>(Activity and location) (Include ZIP Code)</i>	DATE
--	--	-------------

PART II – REPAIR PARTS AND SPECIAL TOOL LISTS AND SUPPLY CATALOGS/SUPPLY MANUALS

PUBLICATION NUMBER TM 9-2320-312-24P	DATE 2 September 2005	TITLE M878A2 Truck, Tractor, Yard Type
---	--------------------------	---

PAGE NO.	COLM NO.	LINE NO.	NATIONAL STOCK NUMBER	REFERENCE NO.	FIGURE NO.	ITEM NO.	TOTAL NO. OF MAJOR ITEMS SUPPORTED	RECOMMENDED ACTION

PART III – REMARKS *(Any general remarks or recommendations, or suggestions for improvement of publications and blank forms. Additional blank sheets may be used if more space is needed.)*

TYPED NAME, GRADE OR TITLE	TELEPHONE EXCHANGE/AUTOVON, PLUS EXTENSION	SIGNATURE
----------------------------	--	-----------

RECOMMENDED CHANGES TO PUBLICATIONS AND BLANK FORMS For use of this form, see AR 25-30; the proponent agency is ODISC4.						Use Part II (reverse) for Repair Parts and Special Tool Lists (RPSTL) and Supply Catalogs/Supply Manuals (SC/SM).	DATE
TO: (Forward to proponent of publication or form) (Include ZIP Code) AMSTALC-LMIT / TECH PUBS, TACOM-RI 1 Rock Island Arsenal Rock Island, IL 61299-7630						FROM: (Activity and location) (Include ZIP Code)	
PART I - ALL PUBLICATIONS (EXCEPT RPSTL AND SC/SM) AND BLANK FORMS							
PUBLICATION/FORM NUMBER TM 9-2320-312-24P						DATE 2 September 2005	TITLE M878A2 Truck, Tractor, Yard Type
ITEM NO.	PAGE NO.	PARA-GRAPH	LINE NO. *	FIGURE NO.	TABLE NO.	RECOMMENDED CHANGES AND REASON (Provide exact wording of recommended changes, if possible).	
<i>*Reference to line numbers within the paragraph or subparagraph.</i>							
TYPED NAME, GRADE OR TITLE					TELEPHONE EXCHANGE/AUTOVON, PLUS EXTENSION		SIGNATURE

TO: <i>(Forward direct to addressee listed in publication)</i> AMSTALC-LMIT / TECH PUBS, TACOM-RI 1 Rock Island Arsenal Rock Island, IL 61299-7630	FROM: <i>(Activity and location) (Include ZIP Code)</i>	DATE
--	--	-------------

PART II – REPAIR PARTS AND SPECIAL TOOL LISTS AND SUPPLY CATALOGS/SUPPLY MANUALS

PUBLICATION NUMBER TM 9-2320-312-24P	DATE 2 September 2005	TITLE M878A2 Truck, Tractor, Yard Type
---	--------------------------	---

PAGE NO.	COLM NO.	LINE NO.	NATIONAL STOCK NUMBER	REFERENCE NO.	FIGURE NO.	ITEM NO.	TOTAL NO. OF MAJOR ITEMS SUPPORTED	RECOMMENDED ACTION

PART III – REMARKS *(Any general remarks or recommendations, or suggestions for improvement of publications and blank forms. Additional blank sheets may be used if more space is needed.)*

TYPED NAME, GRADE OR TITLE	TELEPHONE EXCHANGE/AUTOVON, PLUS EXTENSION	SIGNATURE
----------------------------	--	-----------

RECOMMENDED CHANGES TO PUBLICATIONS AND BLANK FORMS For use of this form, see AR 25-30: the proponent agency is ODISC4.	Use Part II (reverse) for Repair Parts and Special Tool Lists (RPSTL) and Supply Catalogs/Supply Manuals (SC/SM).	DATE
---	---	------

TO: (Forward to proponent of publication or form) (Include ZIP Code) AMSTALC-LMIT / TECH PUBS, TACOM-RI 1 Rock Island Arsenal Rock Island, IL 61299-7630	FROM: (Activity and location) (Include ZIP Code)
--	---

PART I - ALL PUBLICATIONS (EXCEPT RPSTL AND SC/SM) AND BLANK FORMS

PUBLICATION/FORM NUMBER TM 9-2320-312-24P	DATE 2 September 2005	TITLE M878A2 Truck, Tractor, Yard Type
--	--------------------------	---

ITEM NO.	PAGE NO.	PARA-GRAPH	LINE NO. *	FIGURE NO.	TABLE NO.	RECOMMENDED CHANGES AND REASON (Provide exact wording of recommended changes, if possible).
----------	----------	------------	------------	------------	-----------	--

--	--	--	--	--	--	--

**Reference to line numbers within the paragraph or subparagraph.*

TYPED NAME, GRADE OR TITLE	TELEPHONE EXCHANGE/AUTOVON, PLUS EXTENSION	SIGNATURE
----------------------------	--	-----------

TO: <i>(Forward direct to addressee listed in publication)</i> AMSTALC-LMIT / TECH PUBS, TACOM-RI 1 Rock Island Arsenal Rock Island, IL 61299-7630	FROM: <i>(Activity and location) (Include ZIP Code)</i>	DATE
--	--	-------------

PART II – REPAIR PARTS AND SPECIAL TOOL LISTS AND SUPPLY CATALOGS/SUPPLY MANUALS

PUBLICATION NUMBER TM 9-2320-312-24P	DATE 2 September 2005	TITLE M878A2 Truck, Tractor, Yard Type
--	---------------------------------	--

PAGE NO.	COLM NO.	LINE NO.	NATIONAL STOCK NUMBER	REFERENCE NO.	FIGURE NO.	ITEM NO.	TOTAL NO. OF MAJOR ITEMS SUPPORTED	RECOMMENDED ACTION

PART III – REMARKS *(Any general remarks or recommendations, or suggestions for improvement of publications and blank forms. Additional blank sheets may be used if more space is needed.)*

TYPED NAME, GRADE OR TITLE	TELEPHONE EXCHANGE/AUTOVON, PLUS EXTENSION	SIGNATURE
----------------------------	--	-----------

